

Maternity Care in Wyoming

June 2025

Obstetric Care

OBGYN Physicians per City

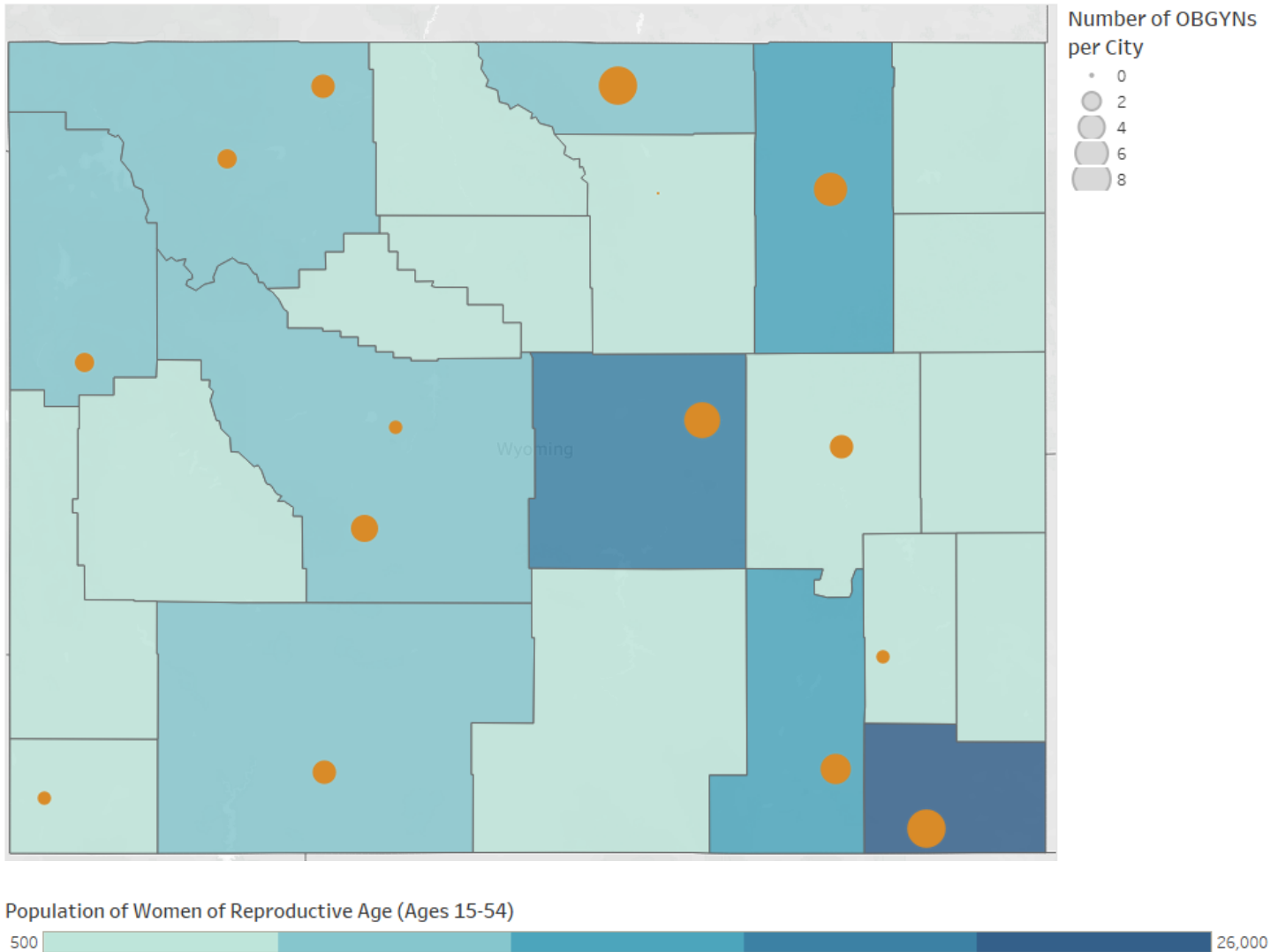


Figure 1: Population of Wyoming residents who are women of reproductive age per county* and the number of Obstetrician/Gynecologist (OBGYN) physicians per city†. 11 out of Wyoming’s 23 counties do not have a practicing OBGYN Physician.

*Population estimates of women of reproductive age include women aged 15-54 years old based on 2023 Wyoming Economic Analysis Division (EAD) data <https://ai.wyo.gov/divisions/economic-analysis/demographic-information/estimates>

† Wyoming Office of Rural and Frontier Health Unit <https://health.wyo.gov/publichealth/rural/officeofruralhealth/what-is-rural/>

Nurse Practitioners with Certified Nurse Midwife Specialty per City

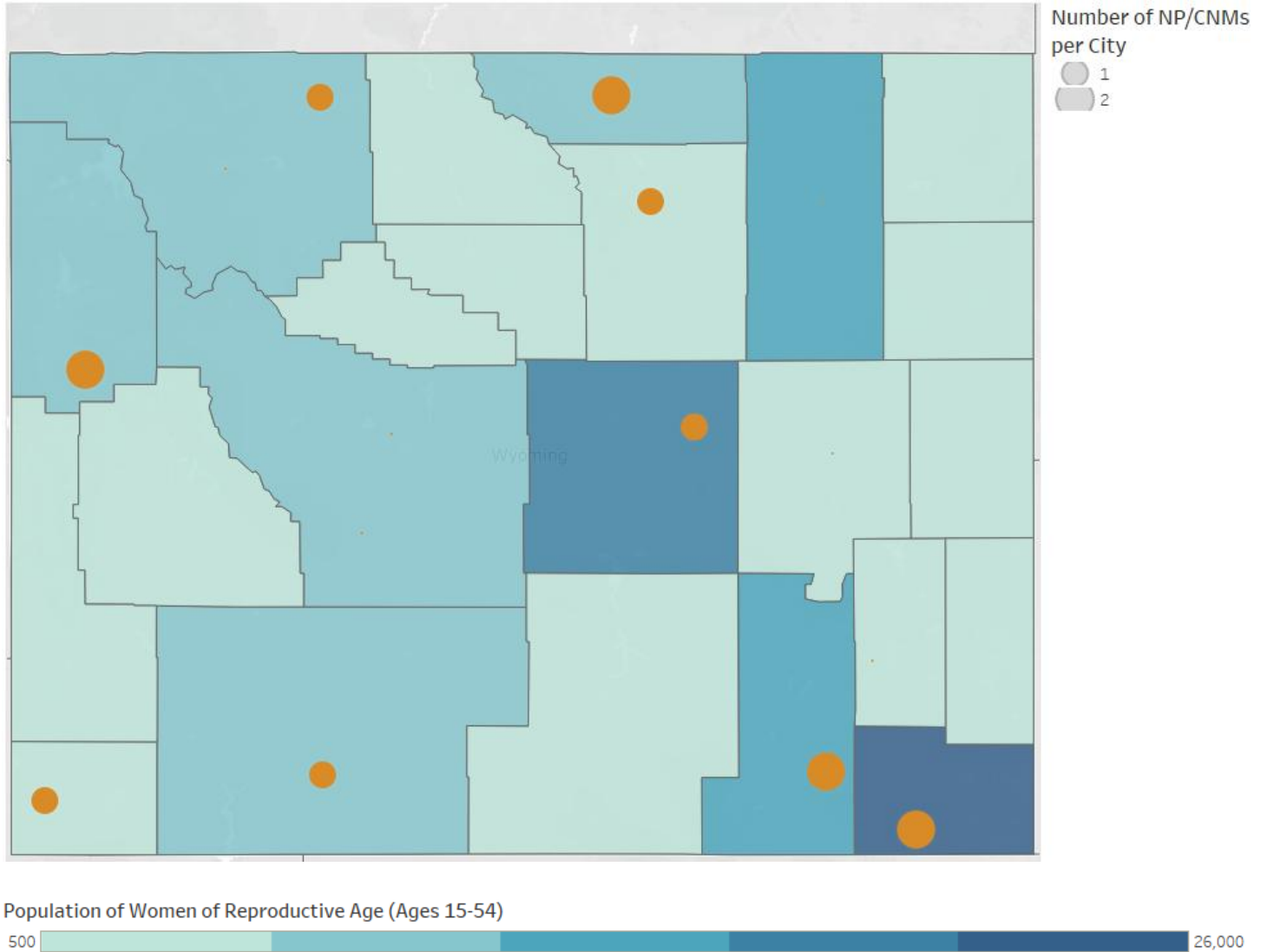


Figure 2: Population of Wyoming residents who are women of reproductive age per county* and the number of Nurse Practitioners with Certified Nurse Midwife (CNM) specialty per city†. CNMs are not licensed to provide the full range of care that OBGYNs are able to provide.

*Population estimates of women of reproductive age include women aged 15-54 years old based on 2023 Wyoming Economic Analysis Division (EAD) data <https://ai.wyo.gov/divisions/economic-analysis/demographic-information/estimates>

† Wyoming Office of Rural and Frontier Health Unit <https://health.wyo.gov/publichealth/rural/officeofruralhealth/what-is-rural/>

Labor and Delivery Care

Birthing Facilities per County and Average Drive Time[^] to Delivery Facility (2022-2024 Births)

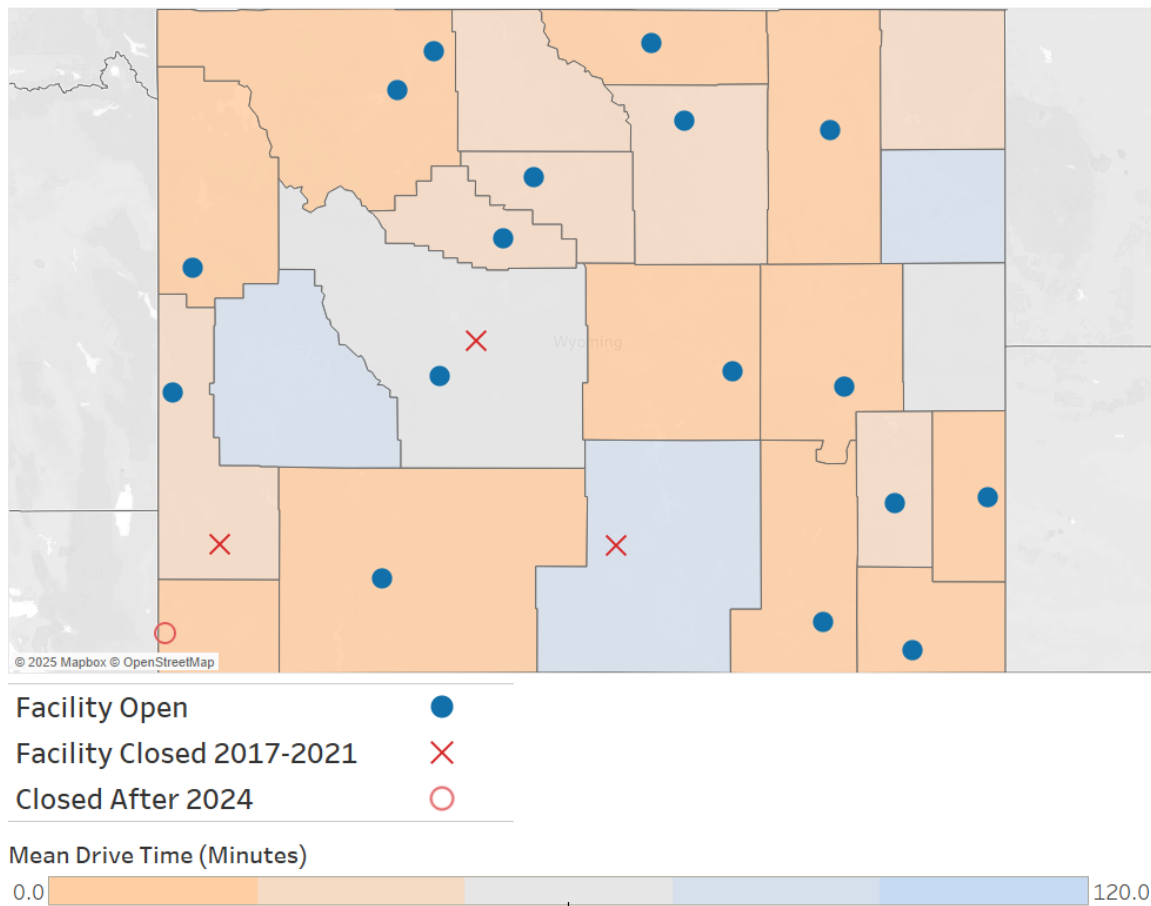


Figure 3: Location of labor and delivery facilities in Wyoming, overlaying a gradient showing average drive times from residential address to delivery facility address. Drive times were calculated based on singleton births at 37-40 weeks' gestational age, among women 15-54 years old who were not transferred, and which took place in-state, in a hospital, with a valid residential and birth facility address, from 2022 to 2024. As of May 2025, seven out of Wyoming's 23 counties do not have a delivery facility, resulting in longer drive times for residents of those counties. Additionally, three labor and delivery facilities in Wyoming closed during the years 2017-2021. Two of these facilities were located in Carbon and Fremont counties, and the average drive time in each county increased by 29.3 and 14.6 minutes, respectively, when compared to births occurring from 2017 to 2021.

[^]All locations were geocoded using Google API technology. Then, driving time between each pair was calculated using Open Source Routing Machine (OSRM, version 5.25.0), and R (4.2.1). While this process assumes 55 mph speed limits, after spot checking a sample of locations, the following model was applied to drive times (those over 5 minutes) to better apply to Wyoming speed limits. $Hours * 0.827 - 0.028$

Table 1: Population of women of reproductive age per county* and reproductive health care providers per city†. Care providers include OBGYN Physicians and Nurse Practitioners with Certified Nurse Midwife specialty. Other providers who provide care to pregnant and postpartum women are not included in these visuals, including Certified Nurse Midwives without a nursing license, doulas, family practice physicians, and others.

Key

0 care providers in city
1-4 care providers in city
5 or more care providers in city

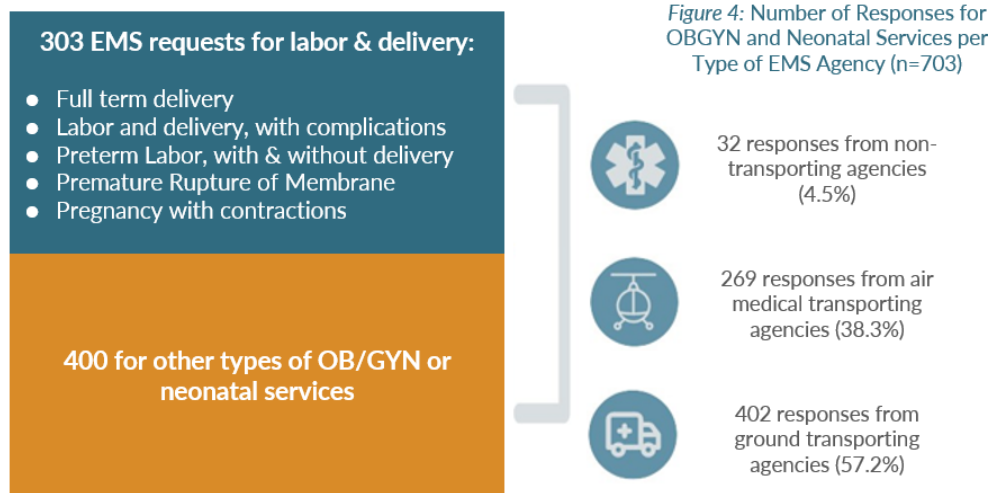
County	County Pop. Of Women of Reproductive Age	Birth Facilities in County	City	OBGYN Physicians in City	NPs with CNM Speciality in City	Total Number of Providers
Albany	10,215	1	Laramie	5	2	7
Big Horn	2,026	0	-	0	0	0
Campbell	9,460	1	Gillette	6	0	6
Carbon	2,422	0	-	0	0	0
Converse	2,428	1	Douglas	3	0	3
Crook	1112	0	-	0	0	0
Fremont	7,063	1	Lander	4	0	4
			Riverton	1	0	1
Goshen	2037	1	-	0	0	0
Hot Springs	678	1	-	0	0	0
Johnson	1,344	1	Buffalo	0	1	1
Laramie	19,510	1	Cheyenne	8	2	10
Lincoln	3,464	1	Afton	0	0	0
Natrona	15,670	1	Casper	7	1	8
Niobrara	462	0	-	0	0	0
Park	5,127	2	Cody	2	0	2
			Powell	3	1	4
Platte	1,255	1	Wheatland	1	0	1
Sheridan	5,589	1	Sheridan	8	2	10
Sublette	1,441	0	-	0	0	0
Sweetwater	8,163	1	Rock Springs	3	1	4
Teton	4,477	1	Jackson	2	2	4
Uinta	3,858	1	Evanston	1	1	2
Washakie	1,218	1	-	0	0	0
Weston	985	0	-	0	0	0

*Population estimates of women of reproductive age include women aged 15-54 years old based on 2023 Wyoming Economic Analysis Division (EAD) data <https://ai.wyo.gov/divisions/economic-analysis/demographic-information/estimates>

† Wyoming Office of Rural and Frontier Health Unit <https://health.wyo.gov/publichealth/rural/officeofruralhealth/what-is-rural/>

EMS OBGYN Services in 2024

Use of EMS services for OBGYN and neonatal services may indicate lack of accessible obstetric or labor and delivery care. In 2024, there were a total of 703 requests for EMS services related to OBGYN and neonatal care; 303 of those 703 requests were for labor and delivery services and 400 requests were for other types of OBGYN or neonatal services. 671 requests (95.4%) were for EMS transporting agencies and 32 requests (4.6%) were for EMS non-transporting agencies[‡].

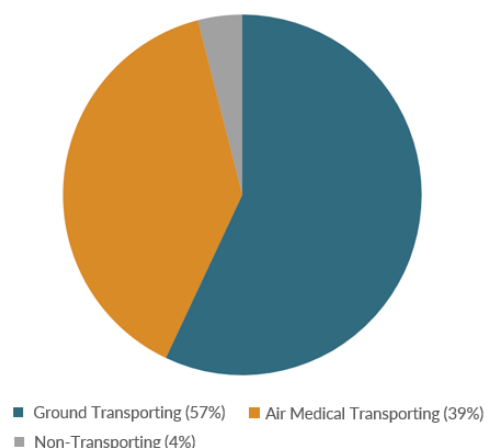


EMS Services Requested for Labor and Delivery

In 2024, there were 303 EMS requests for labor and delivery. 13 of these requests were for non-transporting agencies, and the remaining 290 requests involved ground or air transport agencies.

The 290 service requests involving air or ground transporting agencies represent 225 patients[§]. Of the services to the 225 patients, 70 requests were 911 calls resulting in emergency response within the primary response area. 140 requests involved hospital-to-hospital transfers, 1 request involved an emergency response intercept, and 14 involved another response type.

Figure 5: Number of Responses for Labor and Delivery Services per Type of EMS Agency (n=303)



[‡] Non-transporting EMS agencies include first responders such as fire departments who are trained to provide basic levels of life-saving care until an ambulance arrives.

[§]65 out of the 290 transport services are not included in the “hospital-to-hospital” count described above, since these patients required a transport to the airport before being transported by air, and therefore would have two transport services.

EMS Services for Labor and Delivery by County

911 Calls Requesting Labor and Delivery Service by County Wyoming, 2024

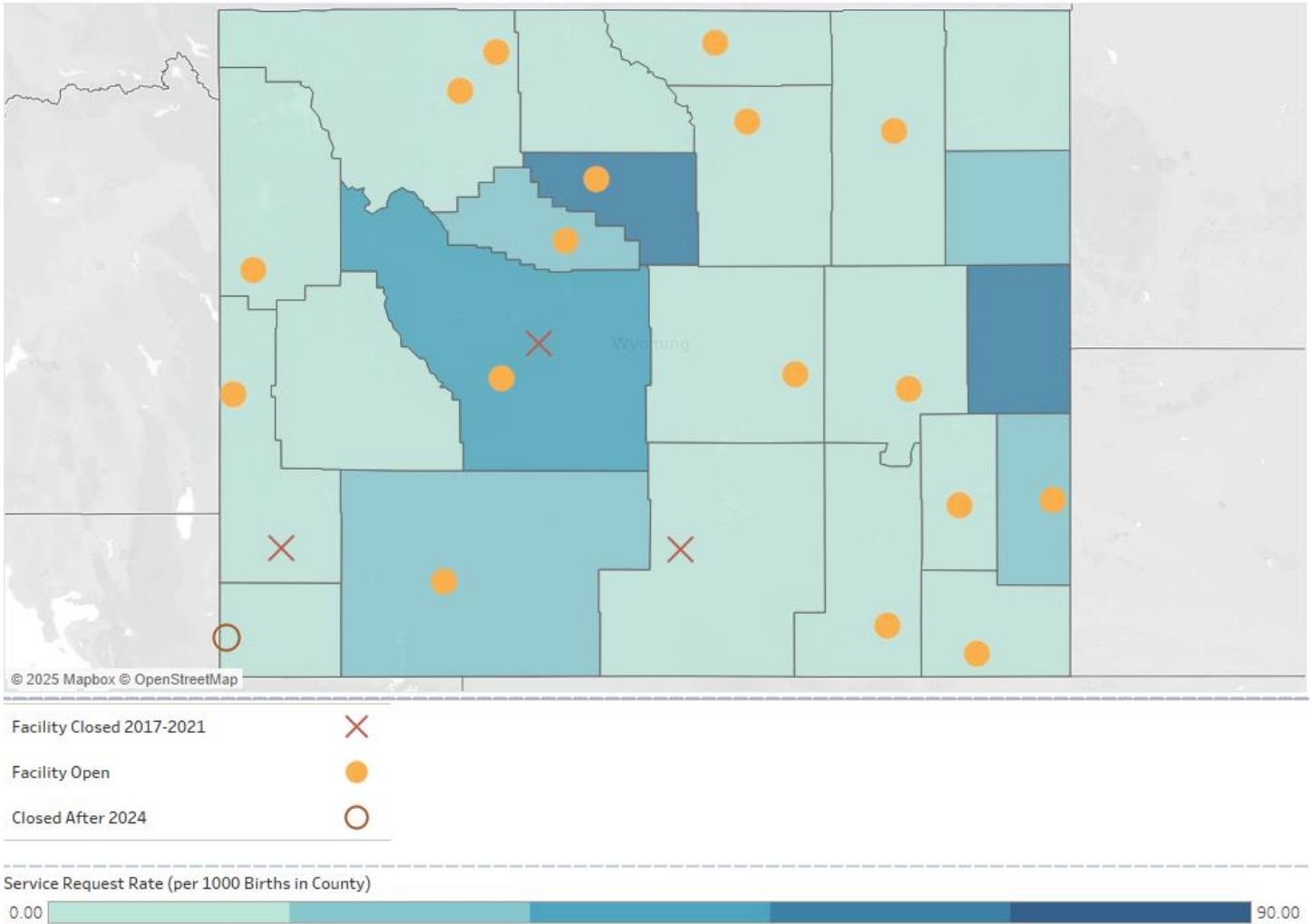


Figure 6: Rate of EMS service requests for labor and delivery by county per 1,000 births in the county. Note: this map excludes hospital-to-hospital transports (see page 7 for data on hospital-to-hospital transport services).

Hospital-to-Hospital Transport Services for Labor and Delivery

Figure 7 (right): Destinations for out-of-state hospital-to-hospital transfers in 2024 (n=119 patients). 103 patients were transferred using flight services, and 16 patients were transferred by ground services.

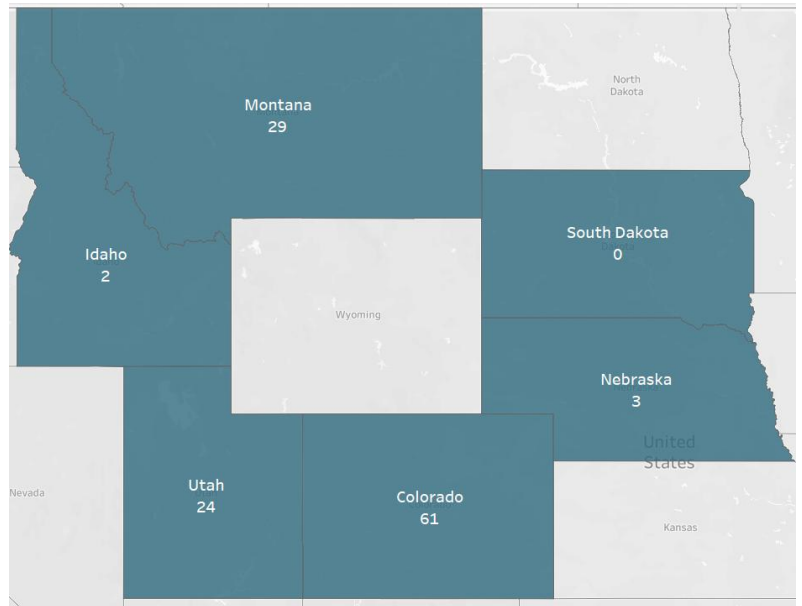


Figure 8 (below): Rate of hospital-to-hospital transfers for labor and delivery based on incident county, per 1,000 births to women residing in that county. These transports include ground and air transports with destinations within Wyoming and to other states.

Rate of Hospital-to-Hospital Transports for Labor and Delivery by Incident County per 1,000 births Wyoming, 2024

