

APPENDIX I: REIMBURSEMENT TRENDS

This section presents a six-year trend analysis spanning from SFY 2018 to SFY 2023, demonstrating Wyoming rates as a percentage of Medicare and other states' Medicaid rates (Utah, Colorado, Idaho, Montana, Nebraska, and South Dakota). The information presented in this document focuses on the top twenty (20) procedure/revenue codes based on expenditure.

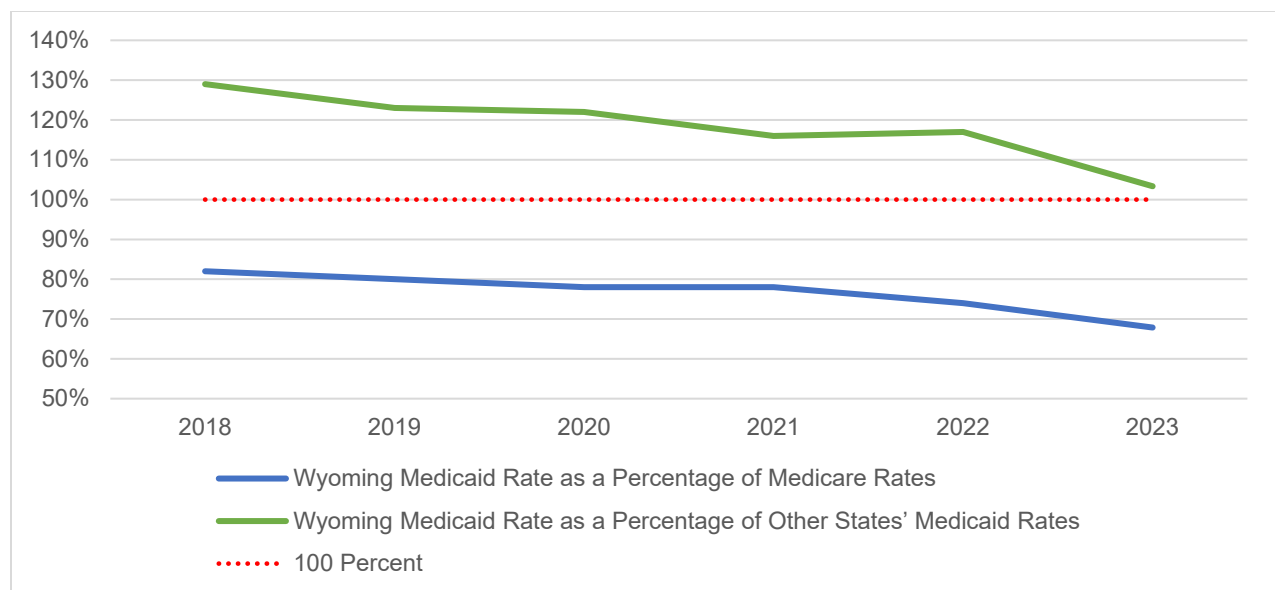
The following charts are organized such that:

- The subsequent charts are structured to represent the trends for specific service categories aligning with those found in the main report of Appendices B1 and B2.
- The **blue** trend line depicts Wyoming's Medicaid Rate as a Percentage of Medicare.
- The **green** trend line captures Wyoming's Medicaid Rate as a Percentage of Other States' Medicaid.
- The **red** dotted line marks 100%. If a blue or green trend line surpasses the red dotted line, Wyoming is exceeding either Medicare or other states' Medicaid rates on average for that service category.

Ambulance

The chart below displays Wyoming Medicaid Ambulance rates as a percentage of Medicare rates and other states' Medicaid rates. From SFY 2018 to SFY 2023, Wyoming Medicaid Ambulance rates exceed other states' Medicaid rates by an average of one hundred and eighteen percent (118%). Notably, the SFY 2023 percentage fell to one hundred and three percent (103%) of other states' rates in the preceding six-year period.

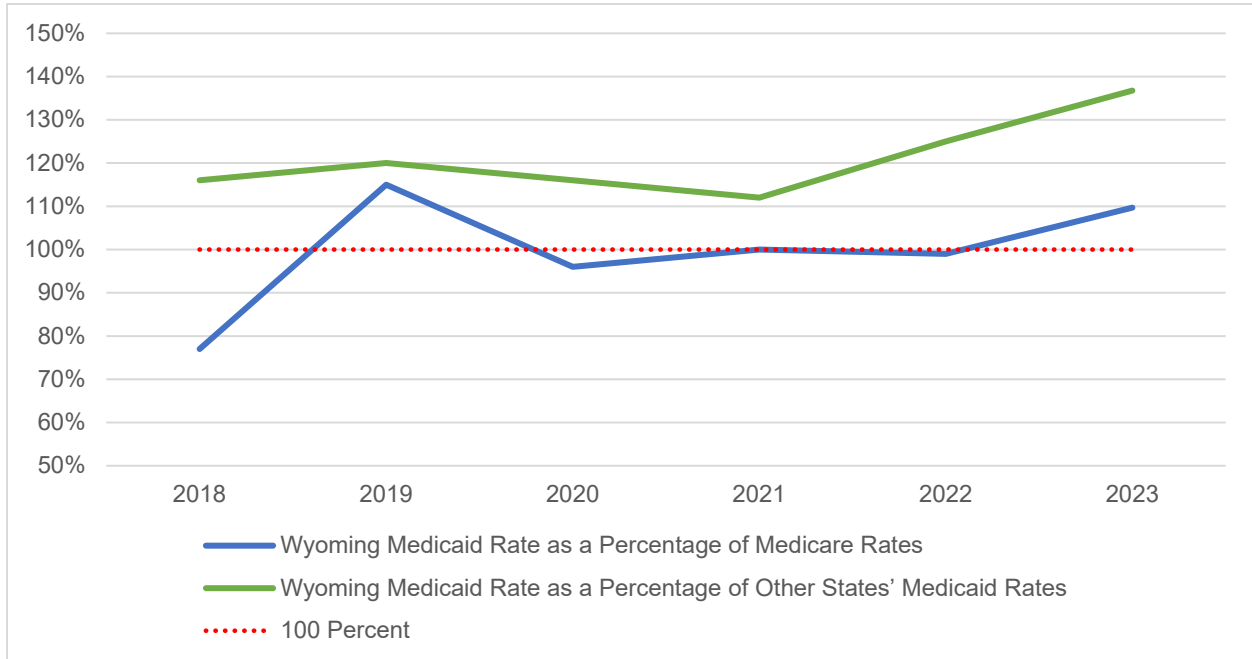
Wyoming Ambulance Rates as a Percentage of Medicare Rates and Other States' Medicaid Rates



Ambulatory Surgery Centers (ASC)

The chart below displays Wyoming Medicaid Ambulatory Surgery Center (ASC) rates as a percentage of Medicare rates and other states' Medicaid rates. From SFY 2018 to SFY 2023, Wyoming Medicaid ASC rates exceed other states' Medicaid rates by an average of one hundred and twenty-one percent (121%). Notably, in SFY 2023, Wyoming Medicaid ASC rates exceed Medicare rates by one hundred and ten percent (110%).

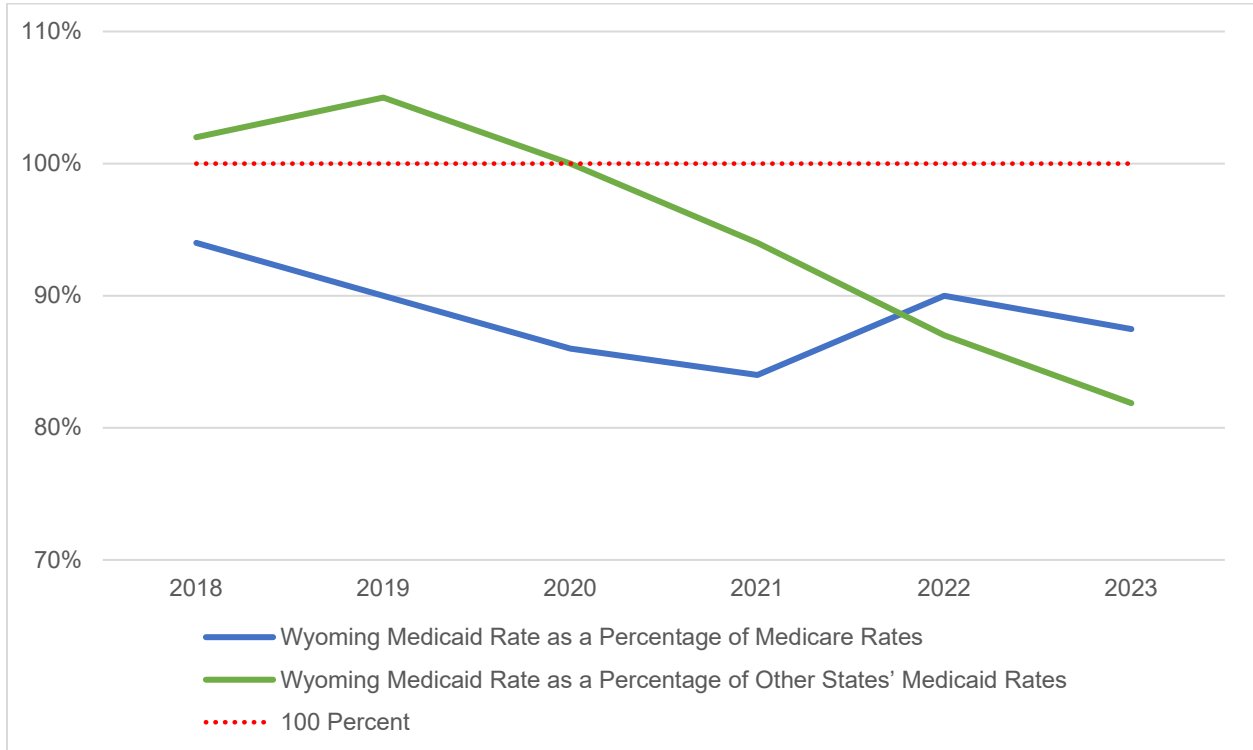
Wyoming ASC Rates as a Percentage of Medicare Rates and Other States' Medicaid Rates



Behavioral Health

The chart below displays Wyoming Medicaid Behavioral Health rates as a percentage of Medicare rates and other states' Medicaid rates. Since SFY 2020, Wyoming Behavioral Health rates have continued to decline in comparison to other states' Medicaid rates. Notably, Wyoming's SFY 2023 Behavioral Health rates mark the lowest percentage of other states' rates in the preceding six-year period, totaling eighty-two percent (82%).

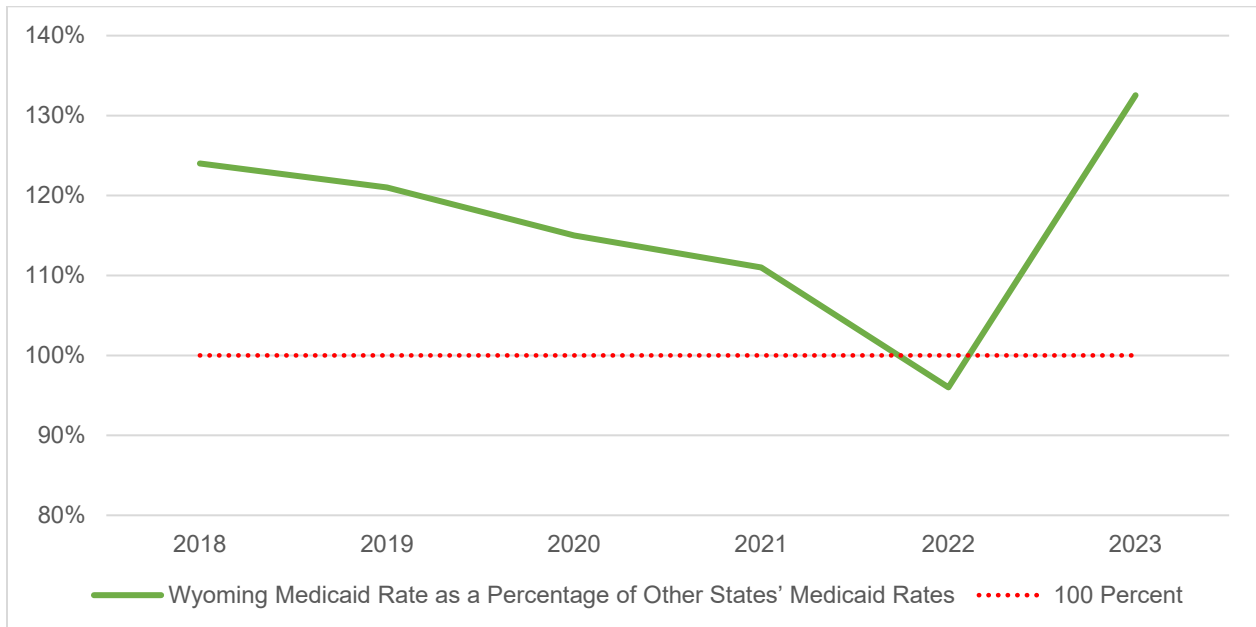
Wyoming Behavioral Health Rates as a Percentage of Medicare Rates and Other States' Medicaid Rates



Dental

The chart below displays Wyoming Medicaid Dental rates as a percentage of other states' Medicaid rates. Notably, from SFY 2018 to SFY 2021, Wyoming Medicaid Dental rates exceed other states' Medicaid rates by an average of one hundred and eighteen percent (118%). While SFY 2022 rates decreased in comparison to other states, the SFY 2023 rates incurred a sharp increase to one hundred and thirty-three percent (133%), marking the highest percentage in the preceding six-year period. Please note that Medicare does not cover Dental services and is therefore excluded from this analysis.

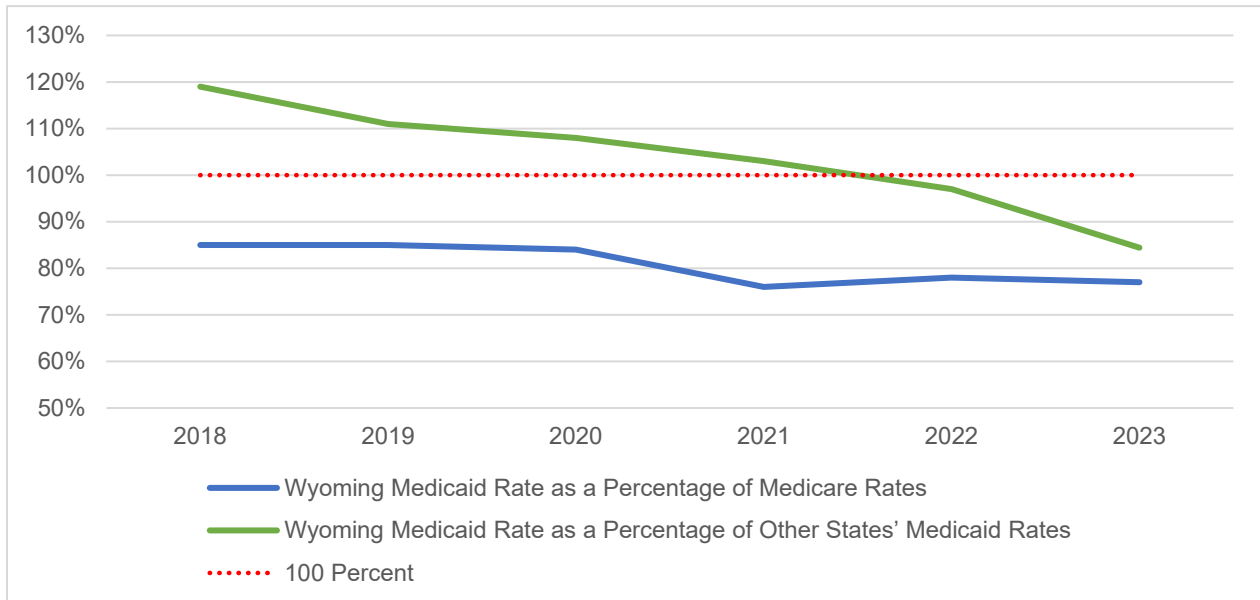
Wyoming Dental Rates as a Percentage of Other States' Medicaid Rates



Developmental Center

The chart below displays Wyoming Medicaid Developmental Center rates as a percentage of Medicare rates and other states' Medicaid rates. From SFY 2018 to SFY 2021, Wyoming Medicaid Developmental Center rates exceed other states' Medicaid rates by an average of one hundred and ten percent (110%). However, in SFY 2022 and SFY 2023, Wyoming's Developmental Center rates continue to decline in comparison to other states. The SFY 2023 Wyoming rates total eighty-four percent (84%) of other states' Medicaid rates, marking the lowest percentage in the preceding six-year period.

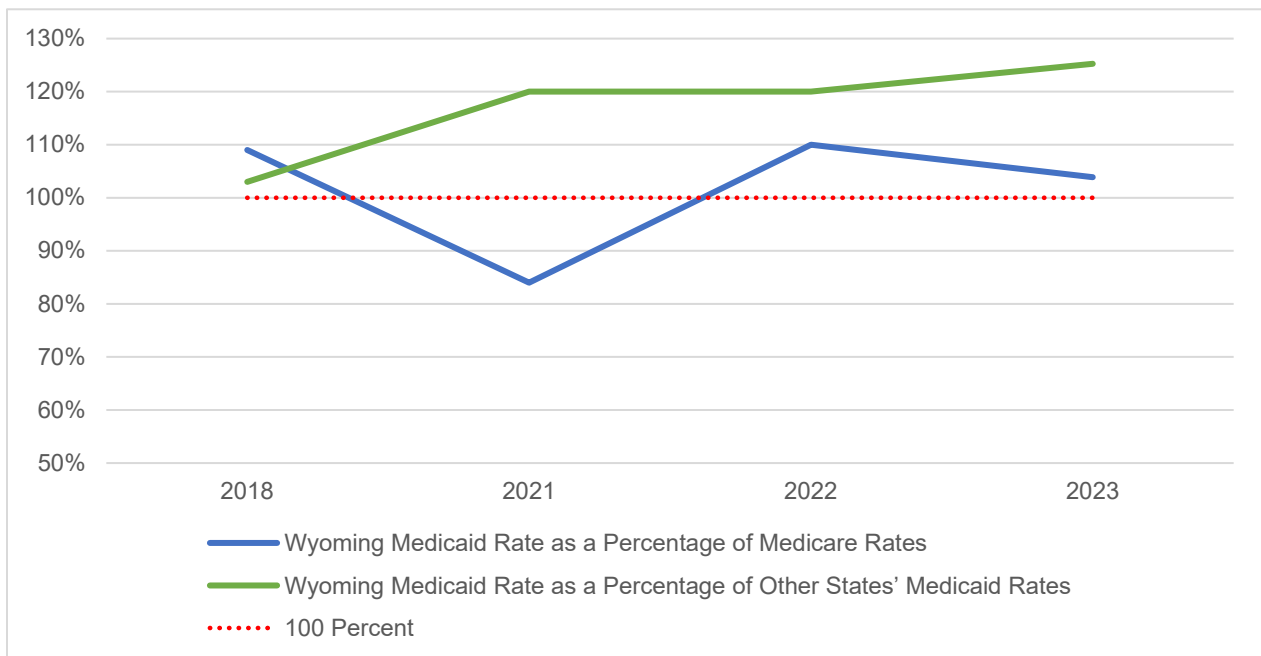
Wyoming Developmental Center Rates as a Percentage of Medicare Rates and Other States' Medicaid Rates



Durable Medical Equipment, Prosthetics, Orthotics and Supplies (DMEPOS)

The chart below displays Wyoming Medicaid Durable Medical Equipment, Prosthetics, Orthotics and Supplies (DMEPOS) rates as a percentage of Medicare rates and other states' Medicaid rates. In SFY 2023, Wyoming's DMEPOS rates continue to exceed one hundred percent (100%) of Medicare and other states' rates. From SFY 2018 through SFY 2023, Wyoming Medicaid DMEPOS rates exceed other states' Medicaid rates on an average of one hundred and seventeen percent (117%). Note that, due to a lack of available data, DMEPOS was not benchmarked with Medicare in SFY 2019 and therefore SFY 2020 and is omitted from the chart.

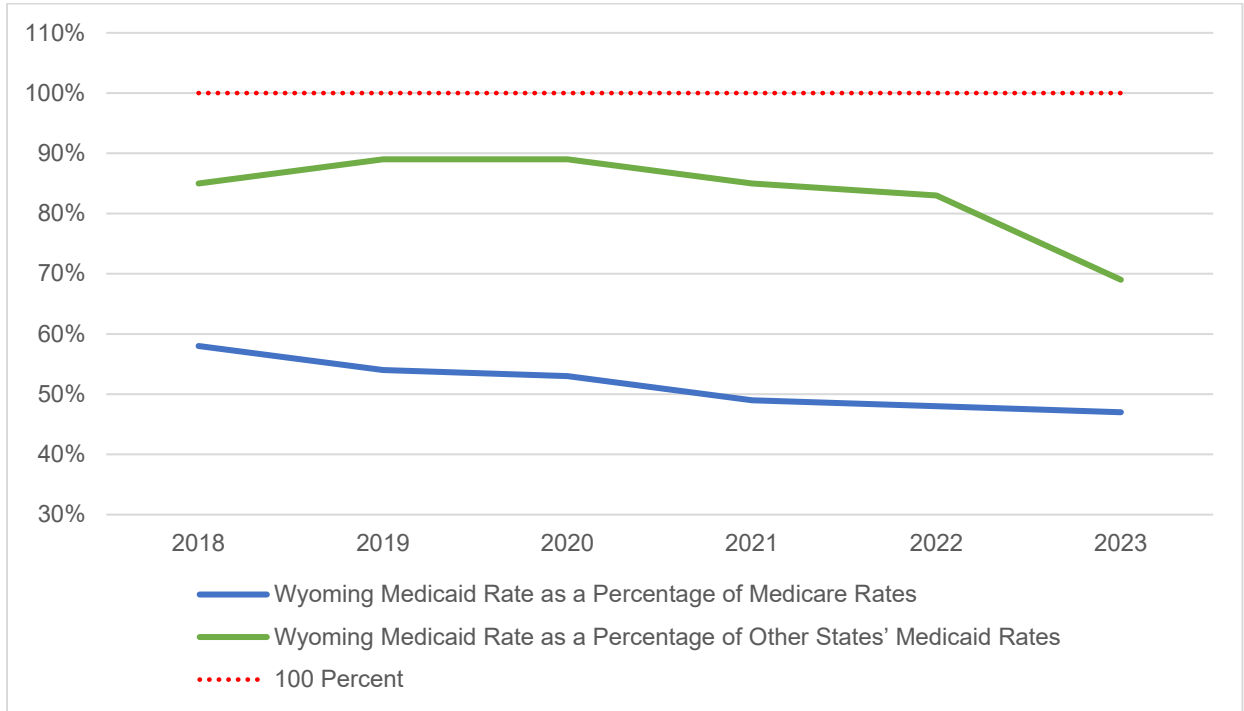
Wyoming DMEPOS Rates as a Percentage of Medicare Rates and Other States' Medicaid Rates



Home Health

The chart below displays Wyoming Medicaid Home Health rates as a percentage of Medicare rates and other states' Medicaid rates. From SFY 2018 to SFY 2023, Wyoming Medicaid Home Health rates averaged eighty-three percent (83%) of other states' Medicaid rates. SFY 2023 marked a sharp decline for Wyoming's Home Health rates in comparison to other states, dropping from eighty-three percent (83%) in SFY 2022 to sixty-nine percent (69%) in SFY 2023.

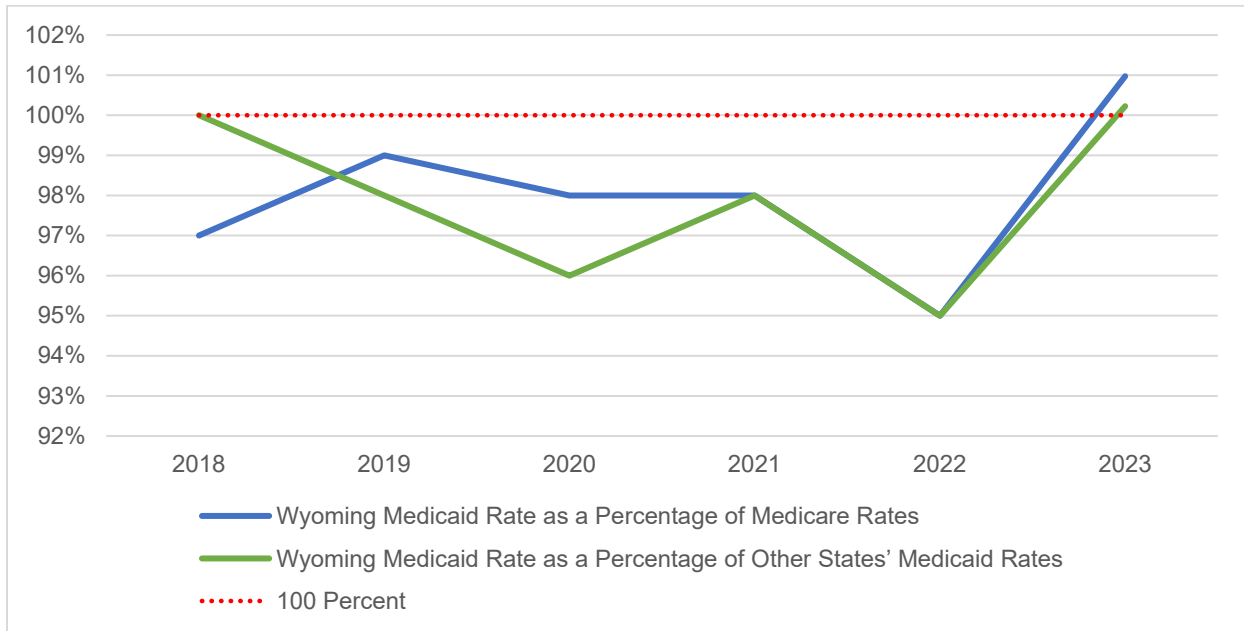
Wyoming Home Health Rates as a Percentage of Medicare Rates and Other States' Medicaid Rates



Hospice

The chart below displays Wyoming Medicaid Hospice rates as a percentage of Medicare rates and other states' Medicaid rates. From SFY 2018 to SFY 2023, Wyoming Medicaid Hospice rates fluctuated from ninety-five percent (95%) to a high of one hundred and one percent (101%) of Medicare rates.

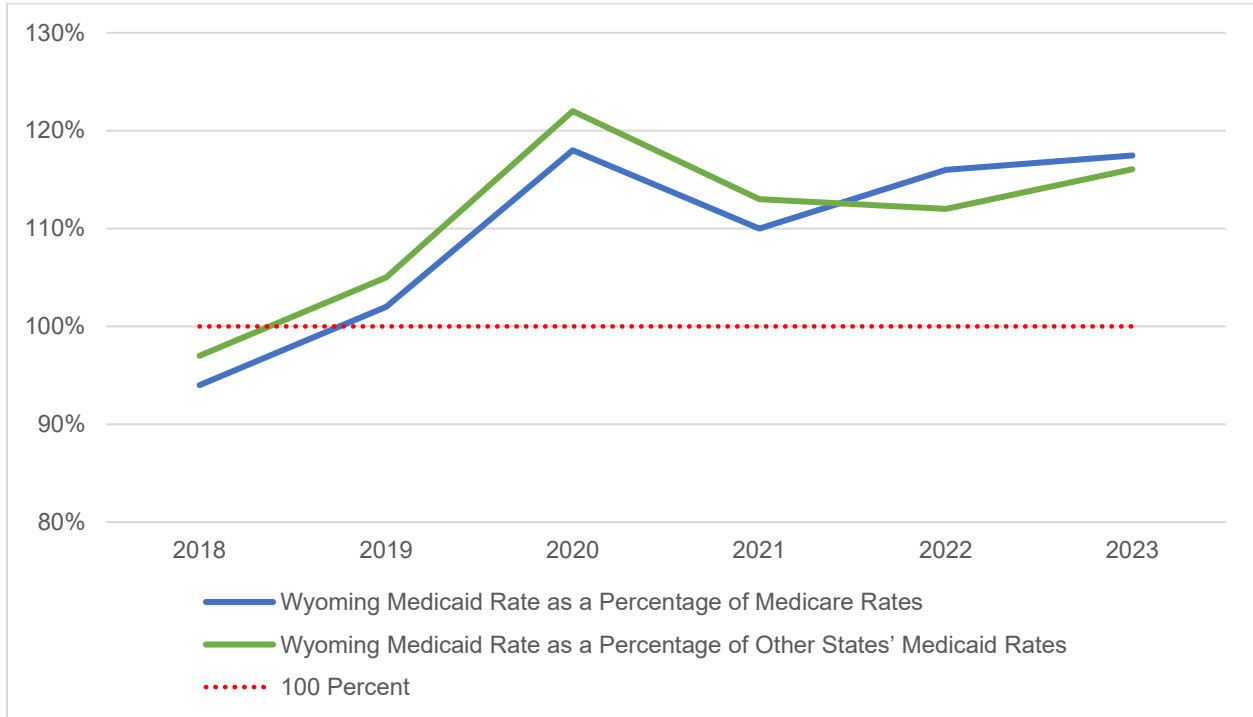
Wyoming Hospice Rates as a Percentage of Medicare Rates and Other States' Medicaid Rates



Laboratory

The chart below displays Wyoming Medicaid Laboratory rates as a percentage of Medicare rates and other states' Medicaid rates. From SFY 2019 to SFY 2023, Wyoming Medicaid Laboratory rates exceed other states' rates on an average of one hundred and fourteen percent (114%). From SFY 2019 to SFY 2023, Wyoming Medicaid Laboratory rates exceed Medicare rates by an average of one hundred and thirteen percent (113%).

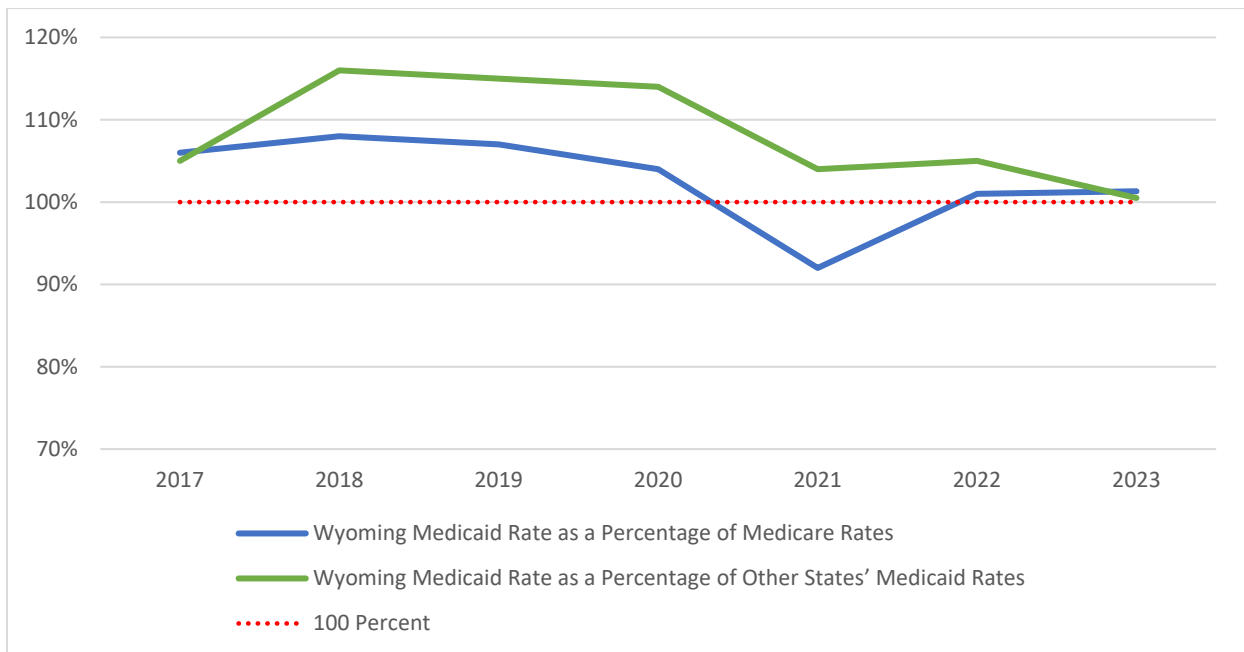
Wyoming Medicaid Laboratory Rates as a Percentage of Medicare Rates and Other States Medicaid Rates



Maternity Care

The chart below displays Wyoming Medicaid Maternity Care rates as a percentage of Medicare rates and other states' Medicaid rates. From SFY 2018 to SFY 2023, Wyoming Medicaid Maternity Care rates exceed other states' Medicaid rates by an average of one hundred and nine percent (109%). From SFY 2018 to SFY 2023, Wyoming Maternity Care rates exceed Medicare rates by an average of one hundred and two percent (102%). For SFY 2023, Wyoming's Medicaid rates in comparison to other states and Medicare fall at one hundred percent (100%) and one hundred and one percent (101%).

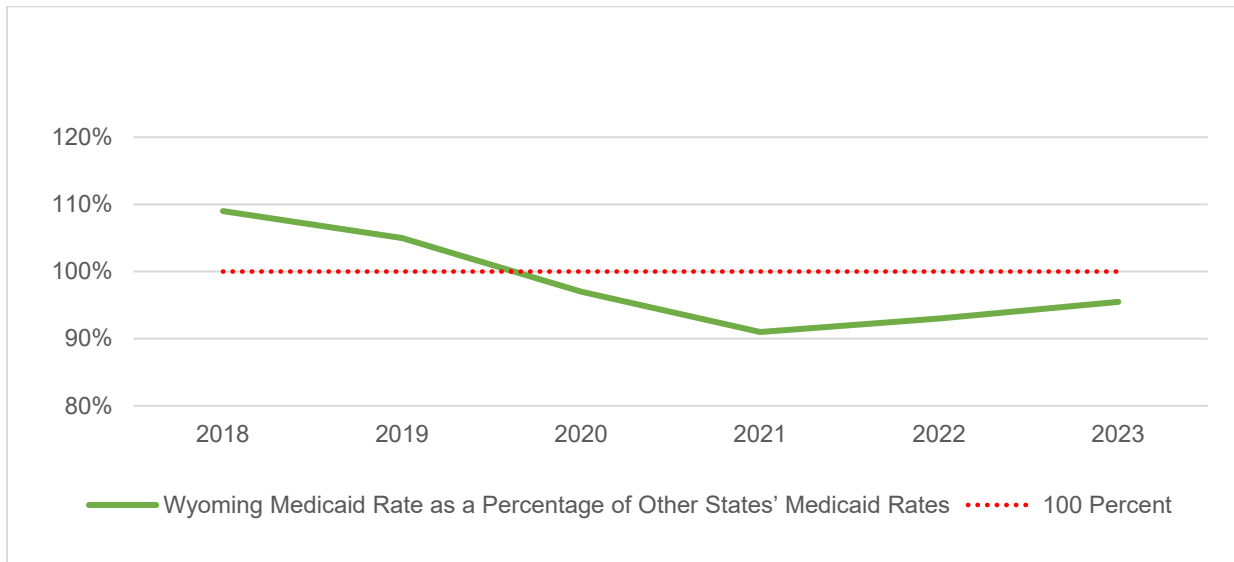
Wyoming Maternity Care Rates as a Percentage of Medicare Rates and Other States' Medicaid Rates



Nursing Facility

The chart below displays Wyoming Medicaid Nursing Facility rates as a percentage of other states' Medicaid rates. From SFY 2017 to SFY 2019, Wyoming Medicaid Nursing Facility rates exceed other states' Medicaid rates by an average of one hundred and eight percent (108%). However, since SFY 2020, Wyoming's rates have averaged around ninety-three (93%) of other states, with nursing facility rates standing at ninety-five percent (95%) of other states in SFY 2023. Please note Medicare does not cover Nursing Facility services and is therefore excluded from this analysis.

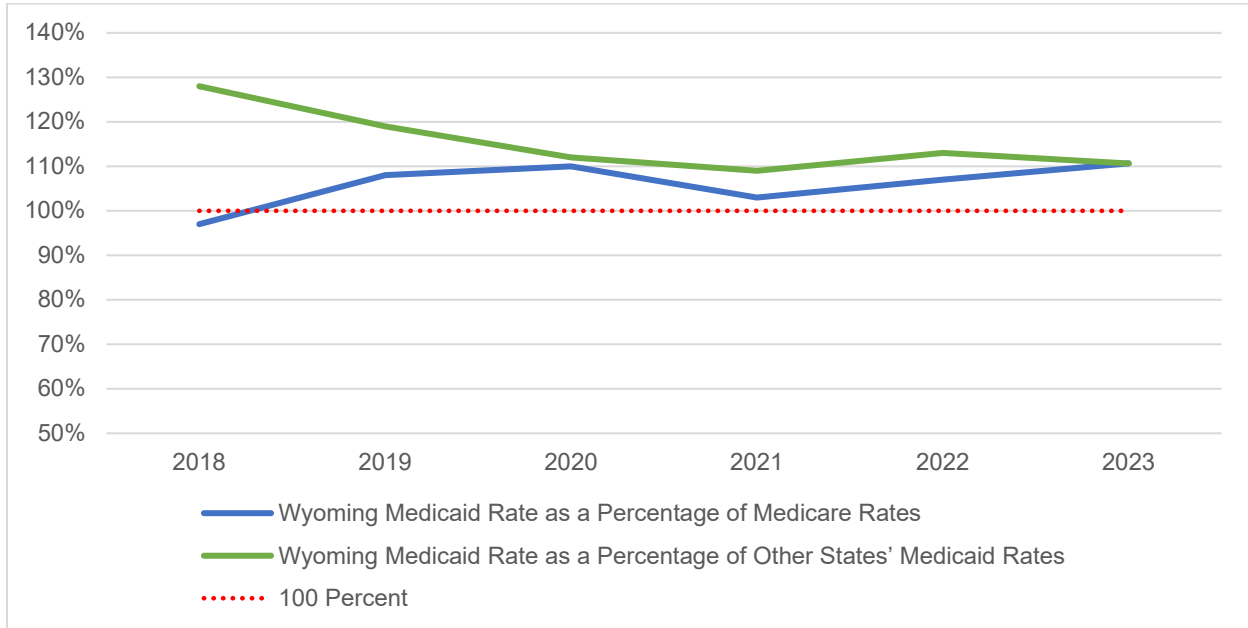
Wyoming Nursing Facility Rates as a Percentage of Other States' Medicaid Rates



Ophthalmology

The chart below displays Wyoming Medicaid Ophthalmology rates as a percentage of Medicare rates and other states' Medicaid rates. From SFY 2018 to SFY 2023, Wyoming Medicaid Ophthalmology rates exceed other states' Medicaid Ophthalmology rates by an average of one hundred and fifteen percent (115%). From SFY 2019 to SFY 2023, Wyoming Medicaid Ophthalmology rates exceed Medicare by an average of one hundred and eight percent (108%).

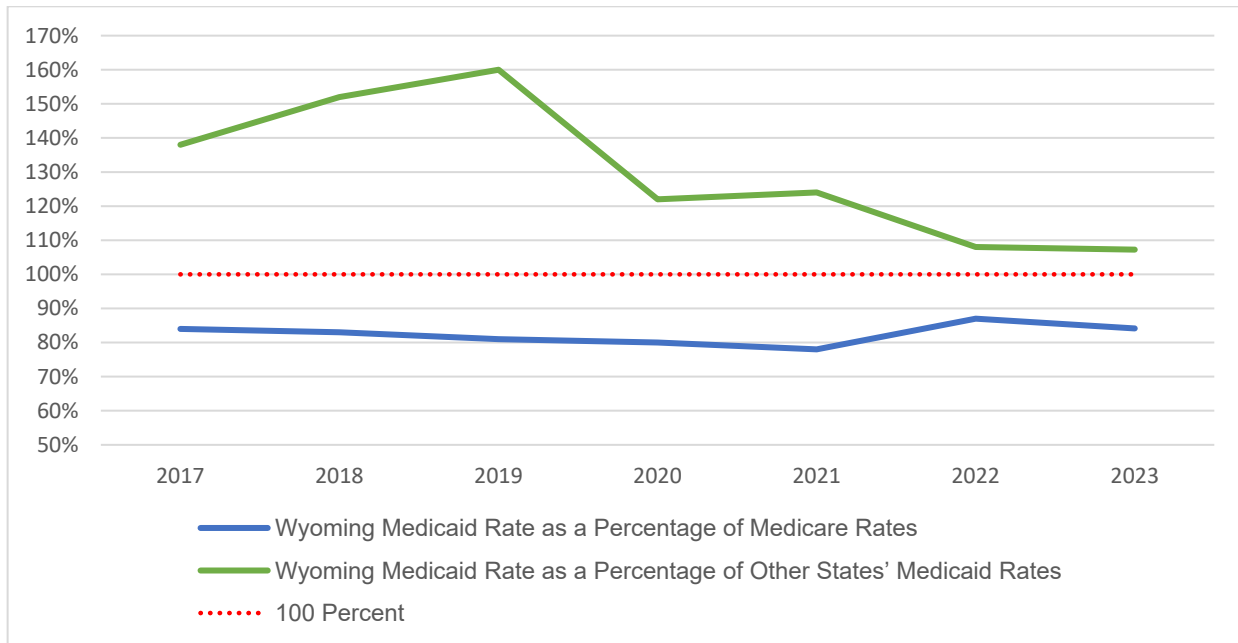
Wyoming Medicaid Ophthalmology Rates as a Percentage of Medicare Rates and Other States' Medicaid Rates



Optometrist

The chart below displays Wyoming Medicaid Optician and Optometrist rates as a percentage of Medicare rates and other states' Medicaid rates. From SFY 2018 to SFY 2023, Wyoming Optometrist rates exceed other states' Medicaid rates on an average of one hundred and twenty-nine percent (129%) with a peak of one hundred and sixty percent (160%) in SFY 2019. As of SFY 2023, Wyoming's Optometrist rates have slightly decreased for both Medicare and other states.

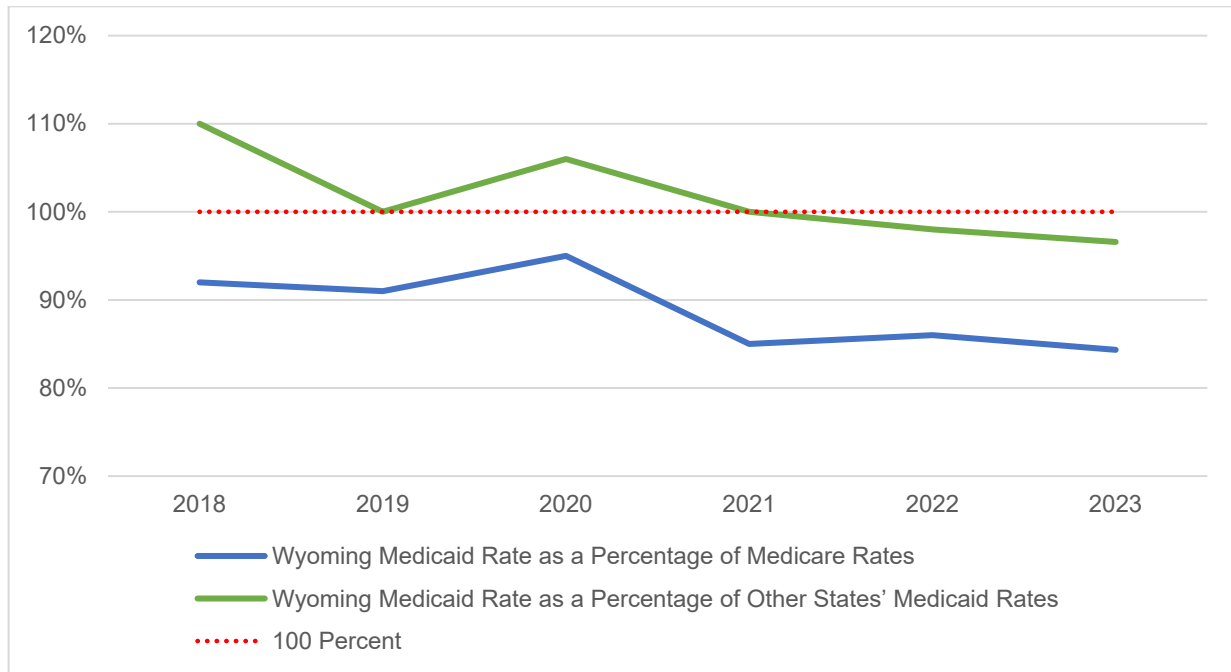
Wyoming Optician and Optometrist Rates as a Percentage of Medicare Rates and Other States' Medicaid Rates



Physician and Other Practitioner

The chart below displays Wyoming Medicaid Physician and Other Practitioner rates as a percentage of Medicare rates and other states' Medicaid rates. Wyoming Medicaid Physician and Other Practitioner rates previously exceeded other states' Medicaid rates in SFY 2018 by one hundred and ten percent (110%) and by one hundred and six percent (106%) in SFY 2020. From SFY 2022 to SFY 2023, Wyoming physician and other practitioner rates continue to fall below one hundred percent (100%) of both Medicare and other states' rates.

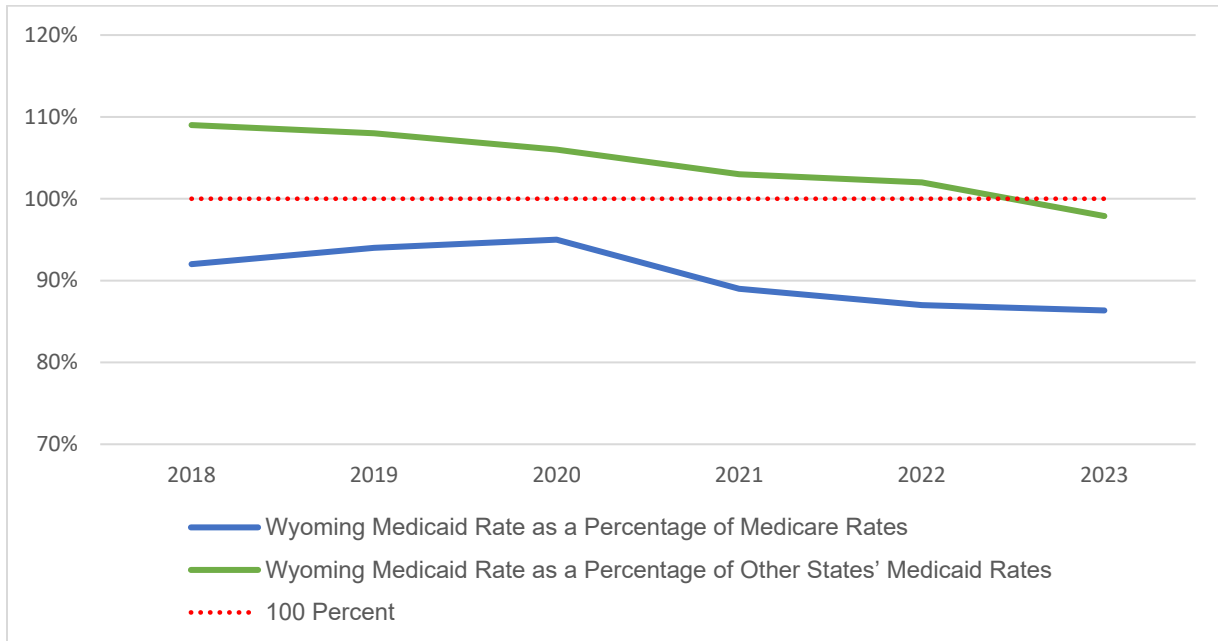
Wyoming Physician and Other Practitioner Rates as a Percentage of Medicare Rates and Other States' Medicaid Rates



Primary Care

The chart below displays Wyoming's Medicaid Primary Care rates as a percentage of Medicare rates and other states' Medicaid rates. For the first time in the preceding six-year period, SFY 2023 Wyoming Primary Care rates fell below one hundred percent (100%) of other states' rates, totaling ninety-eight percent (98%).

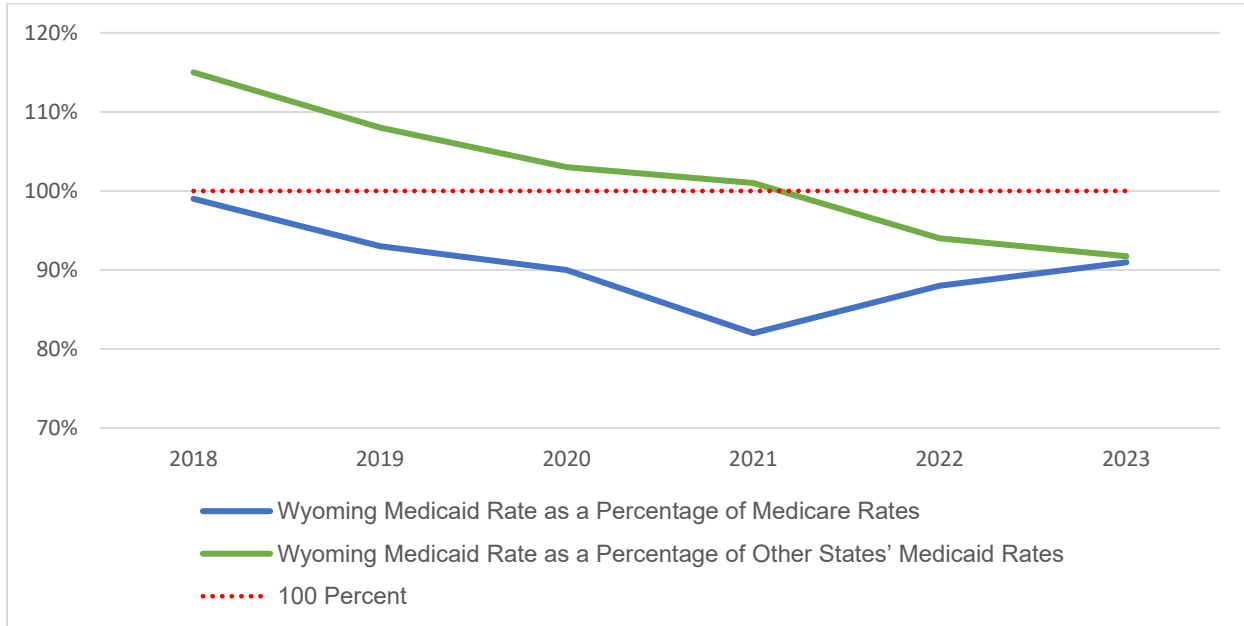
Wyoming Primary Care Rates as a Percentage of Medicare Rates and Other States' Medicaid Rates



Physician Specialist

The chart below displays Wyoming Medicaid Physician Specialist rates as a percentage of Medicare rates and other states' Medicaid rates. From SFY 2018 to SFY 2021, Wyoming Physician Specialist rates exceed other states' Medicaid rates by an average of one hundred and seven percent (107%). For SFY 2022 and 2023, Wyoming's rates remain below 100% of other states, totaling ninety-two percent (92%) in SFY 2023.

Wyoming Physician Specialist Rates as a Percentage of Medicare Rates and Other States' Medicaid Rates



Psychiatric Residential Treatment Facility Rates (PRTF)

The chart below displays Wyoming Medicaid Psychiatric Residential Treatment Facility Rates (PRTF) rates as a percentage of other states' Medicaid rates. Medicare does not cover PRTF services and is therefore excluded from this analysis. From SFY 2018 to SFY 2023, Wyoming Medicaid PRTF rates were below other states' Medicaid rates by an average of eighty-nine percent (89%). In SFY 2023, Wyoming's rates observed a slight uptick from seventy-three percent (73%) in SFY 2022 to seventy-seven percent (77%) in SFY 2023.

Wyoming PRTF Rates as a Percentage of Other States' Medicaid Rates

