



INFLUENZA REPORT

2023-2024 Influenza Season

MMWR Week 40 (10/1/23-10/7/23)

Weekly Report of Influenza and Influenza-like Illness (ILI) Activity



Influenza and Influenza-like Illness Activity

Spread

Sporadic

Transmission continues to be sporadic throughout the state

Flu Activity

Minimal

Activity remains minimal across the state

ILI Activity

Minimal

Some reports of outpatient respiratory illnesses

Co-circulating

Other Viruses:

SARS-CoV-2
RSV

Seasonal Data

Types of Flu

Influenza A and B viruses are circulating

Subtypes

Primary: A/H1

Predominately H1N1 viruses reported across the country this week

Outbreaks

0

No LTCF or school associated outbreaks reported

Severity

Inpatients

The number and weekly rate of hospital admissions remains low

Deaths

0

No locally or nationally reported pediatric deaths

Syndromic

0

No syndromic anomalies reported this week

EMS

17

Suspected ILI reports this week

Hot Spots

Tracking Trends

Within local case counts



Geographic Activity by Regions

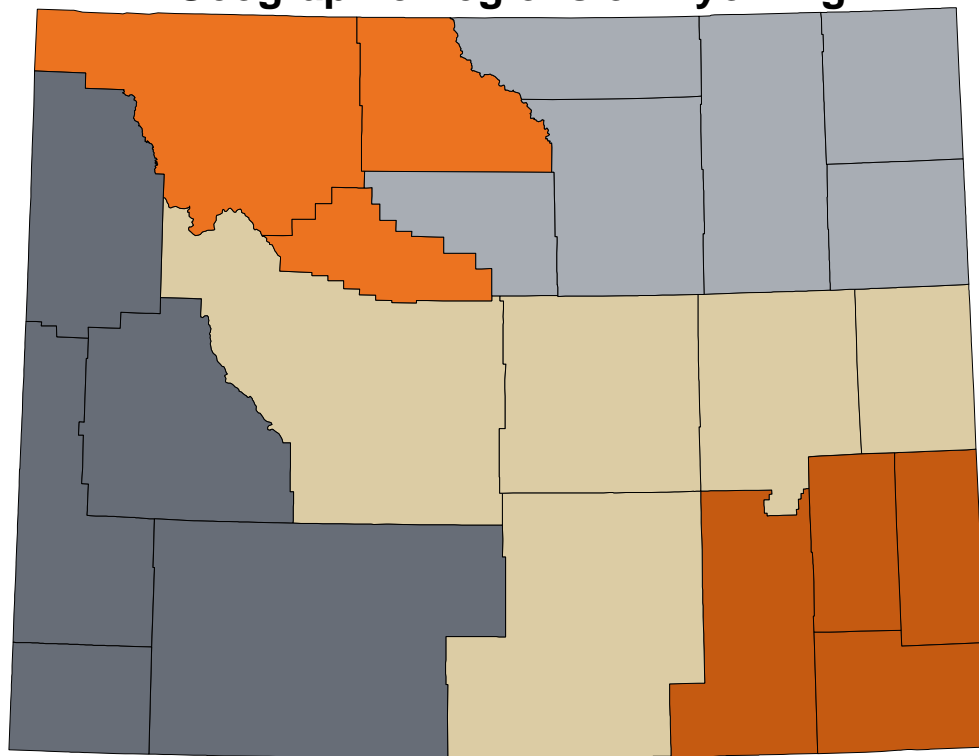
Wyoming as a whole had **sporadic activity** this week (MMWR Week 40). Transmission levels remain low across the state.

Healthcare providers in **four** counties reported ILI activity.

The electronically reported influenza cases represent **three** Infectious Disease Epidemiology (IDE) Geographic Regions.

Healthcare providers across the state electronically reported **less than 10** influenza cases (rapid influenza diagnostic tests and PCR confirmed tests) this week.

IDE Geographic Regions of Wyoming



- Southeastern (**sporadic**, with cases reported only in Albany County)
- Central (**sporadic**, with cases reported only in Fremont County)
- Western (no reported cases this week)
- Big Horn (no reported cases this week)
- Northeastern (**sporadic**, with cases reported in Campbell and Crook)



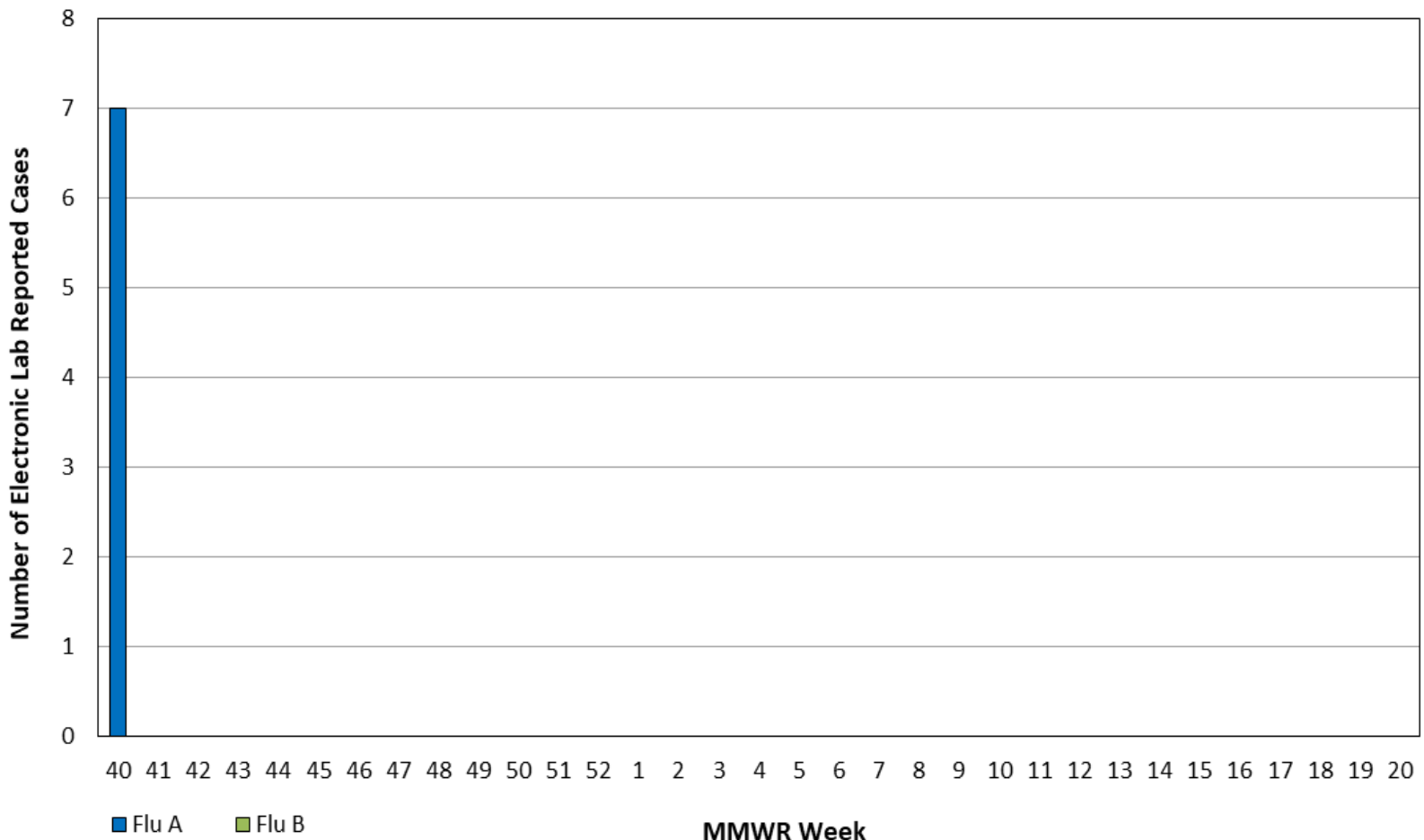
Public Health Laboratory

The overall volume of samples tested for influenza at the Wyoming Public Health Laboratory has increased since the introduction of the CDC Influenza SARS-CoV-2 Multiplex Assay. However, there have only been a few positive influenza specimens since the start of the 2023-2024 influenza season.

Healthcare and Clinical Laboratories

Clinical laboratories most frequently reported **Influenza A/H1N1 viruses** during MMWR Week 40, with a handful of Influenza A/H3N2 and B viruses.

Electronic Lab Reports of Influenza Cases



* This graph is not representative of all influenza cases across the state



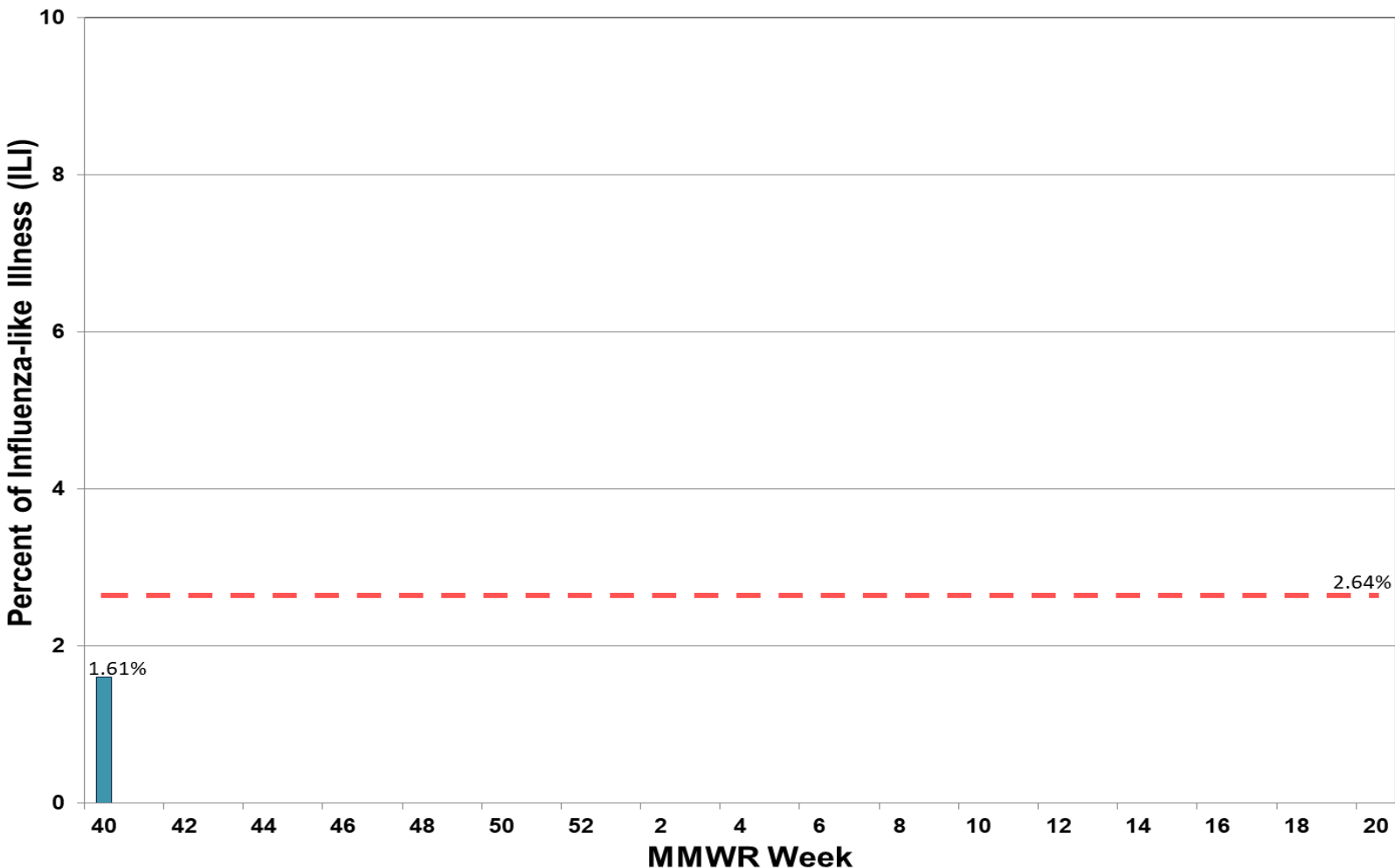
ILINet Providers

The percent of patient visits to ILINet Sentinel Providers for influenza-like illness was **1.61%**, which is **below** Wyoming's baseline (**2.64%**).

The Wyoming Department of Health received reports from **more than 50%** of the ILINet providers across the state. Weekly percentages could change as additional values are submitted.

Key Updates: Nationally, outpatient respiratory illness is below baseline, and all 10 HHS regions are below their respective baselines this week. Based on CDC calculations, transmission within Wyoming remained **minimal** this week. Seasonal influenza activity also remains low nationally.

Weekly Percent of ILI Visits





Mortality Data

Tracking death certificates is the best surveillance system to capture and identify pneumonia and influenza-associated deaths in Wyoming. According to the CDC, influenza is infrequently listed on death certificates. Also, testing for seasonal influenza infections is not frequently performed, particularly among the elderly, who are at greatest risk for seasonal influenza complications and death. Therefore, public health officials may not identify influenza-associated deaths in many instances; consequently, this surveillance system may underestimate the true impact of influenza-associated deaths in the state.

There have not been any **pneumonia and influenza (P&I) mortality reports** certified since the beginning of the 2023-2024 Influenza Season.

Monthly P&I Mortality Reports (2019-2024)

