

APPENDIX I: REIMBURSEMENT TRENDS

This section provides a six-year trend analysis from SFY 2017 to SFY 2022, of Wyoming rates as a percentage of Medicare and other states' Medicaid rates (Utah, Colorado, Idaho, Montana, Nebraska, and South Dakota) based on the top twenty (20) procedure/revenue codes based on expenditure.

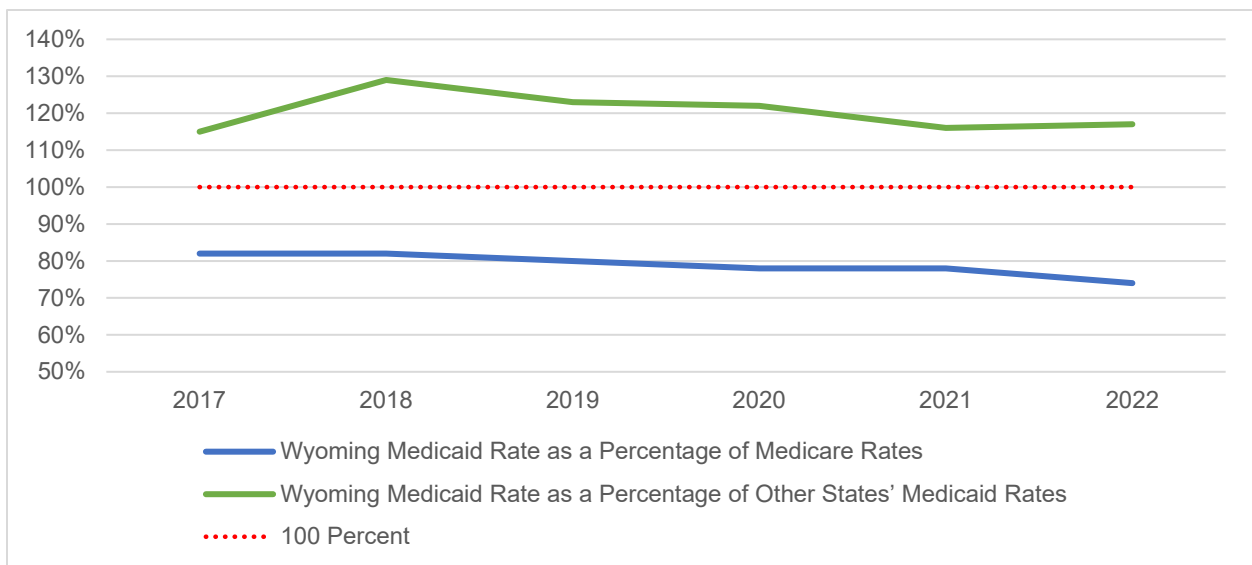
The following charts are organized such that:

- Each chart represents the trend for rates of specific service category that aligns with categories found in the main report and Appendix B1 and B2.
- The **blue** trend line captures Wyoming Medicaid Rate as a Percentage of Medicare Rates.
- The **green** trend line captures Wyoming Medicaid Rate as a Percentage of Other States' Medicaid Rates.
- The **red** dotted line marks 100%. Meaning if a trend line is above the red dotted line Wyoming is exceeding either Medicare or other states' Medicaid rates on average for that service category.

Ambulance

The chart below displays Wyoming Medicaid Ambulance rates as a percentage of Medicare rates and other states' Medicaid rates. From SFY 2017 to SFY 2022, Wyoming Medicaid Ambulance rates exceed other states' Medicaid rates on an average of one hundred and twenty percent (120%).

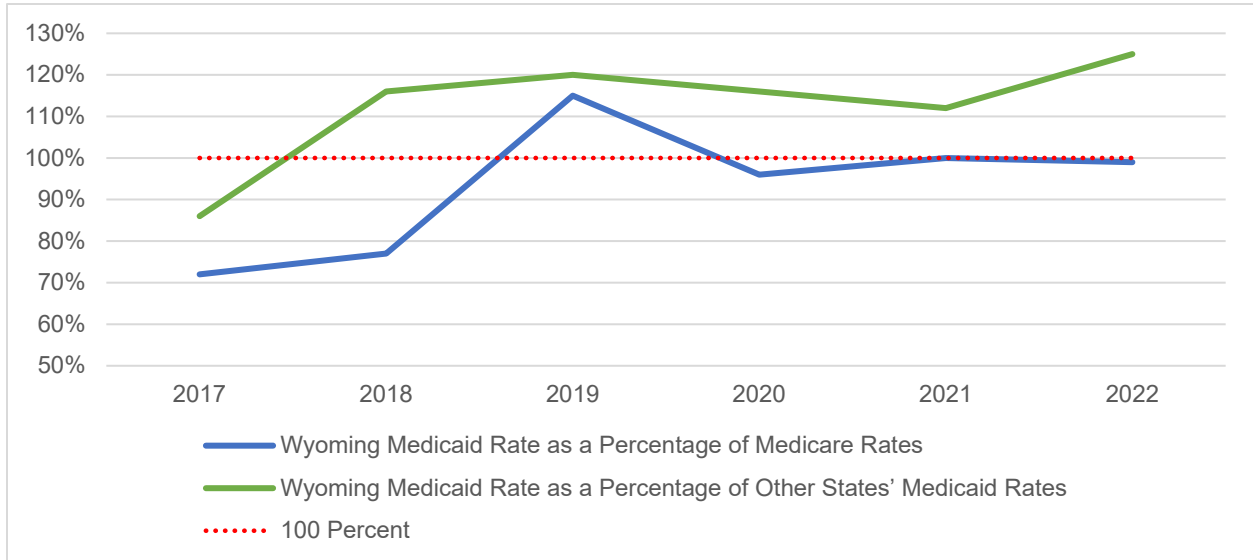
Wyoming Ambulance Rates as a Percentage of Medicare Rates and Other States' Medicaid Rates



Ambulatory Surgery Centers (ASC)

The chart below displays Wyoming Medicaid Ambulatory Surgery Center (ASC) rates as a percentage of Medicare rates and other states' Medicaid rates. From SFY 2018 to SFY 2022, Wyoming Medicaid ASC rates exceed other states' Medicaid rates on an average of one hundred and eighteen percent (118%). Notably, in SFY 2019, Wyoming Medicaid ASC rates exceed Medicare rates by one hundred and fifteen percent (115%).

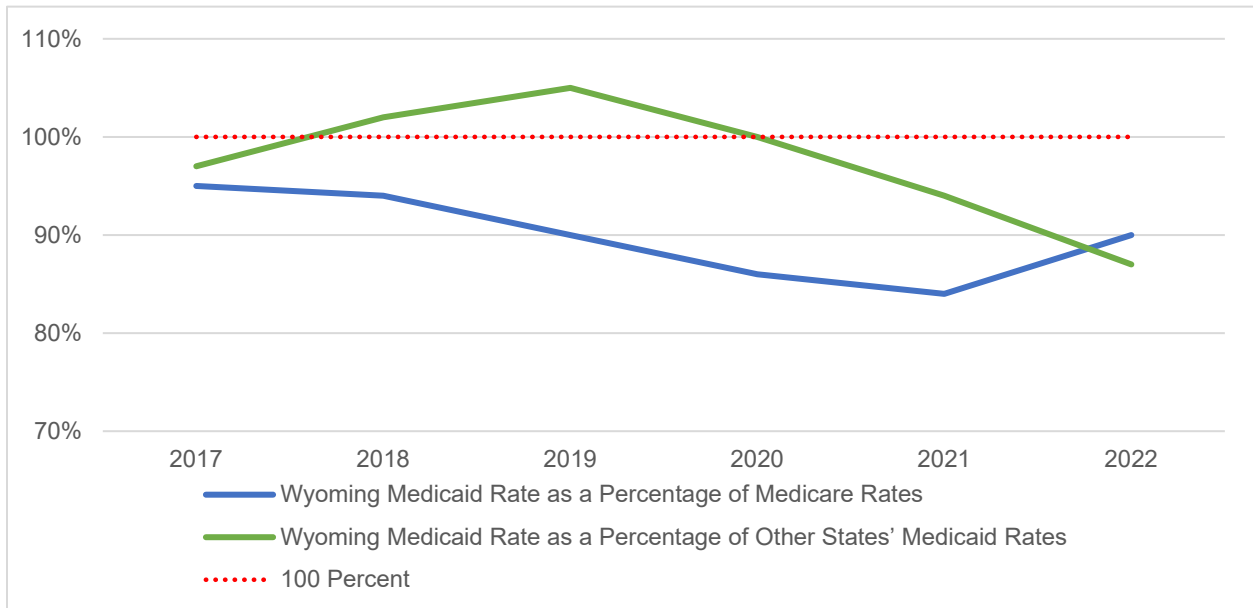
Wyoming ASC Rates as a Percentage of Medicare Rates and Other States' Medicaid Rates



Behavioral Health

The chart below displays Wyoming Medicaid Behavioral Health rates as a percentage of Medicare rates and other states' Medicaid rates. In SFY 2018 and SFY 2019, Wyoming Behavioral Health rates exceed other states' Medicaid rates by one hundred and two percent (102%) and one hundred and five percent (105%) respectively.

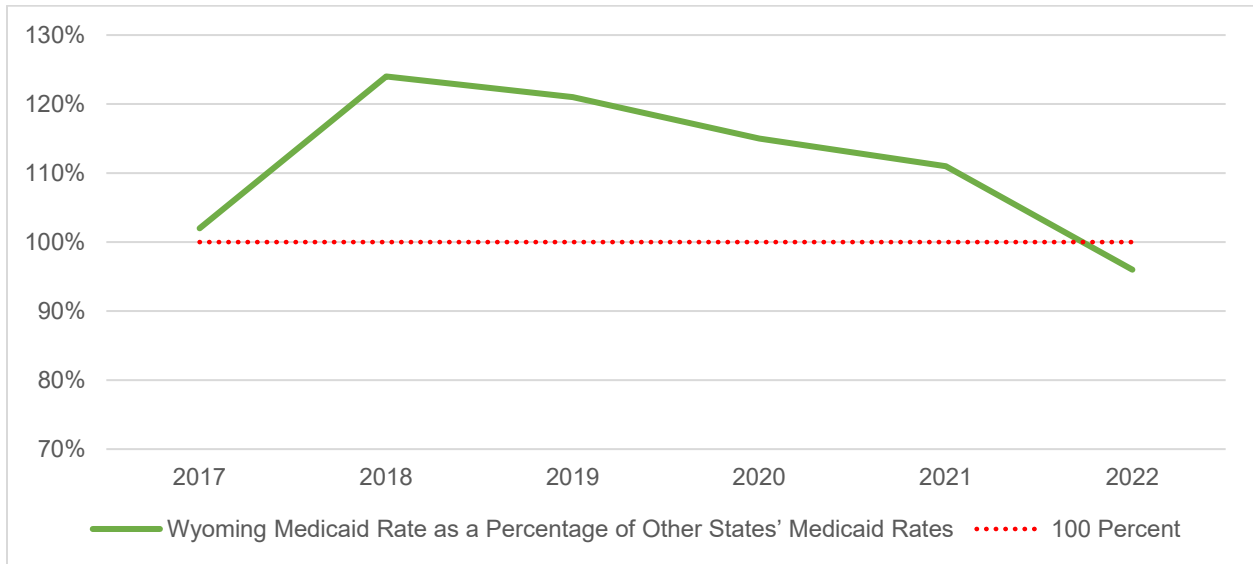
Wyoming Behavioral Health Rates as a Percentage of Medicare Rates and Other States' Medicaid Rates



Dental

The chart below displays Wyoming Medicaid Dental rates as a percentage of other states' Medicaid rates. Medicare does not cover Dental services and is therefore excluded from this analysis. Notably, from SFY 2017 to SFY 2021, Wyoming Medicaid Dental rates exceed other states' Medicaid rates on an average of one hundred and fifteen percent (115%). In SFY 2022, Wyoming Medicaid Dental rates fall below other states' Medicaid rates.

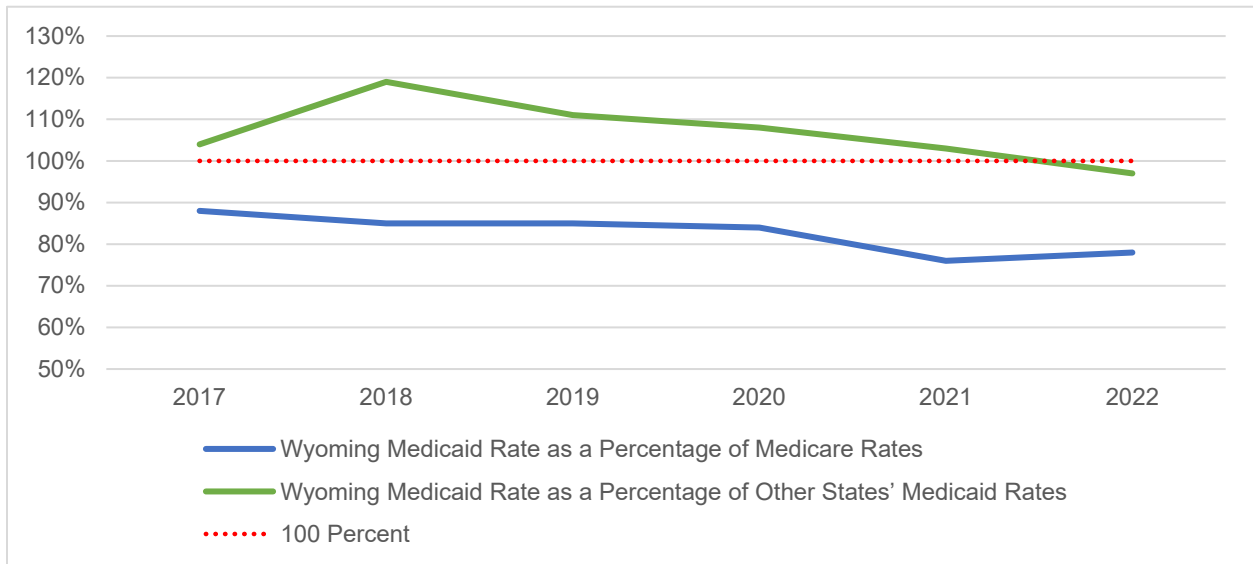
Wyoming Dental Rates as a Percentage of Other States' Medicaid Rates



Developmental Center

The chart below displays Wyoming Medicaid Developmental Center rates as a percentage of Medicare rates and other states' Medicaid rates. From SFY 2017 to SFY 2021, Wyoming Medicaid Developmental Center rates exceed other states' Medicaid rates on an average of one hundred and nine percent (109%).

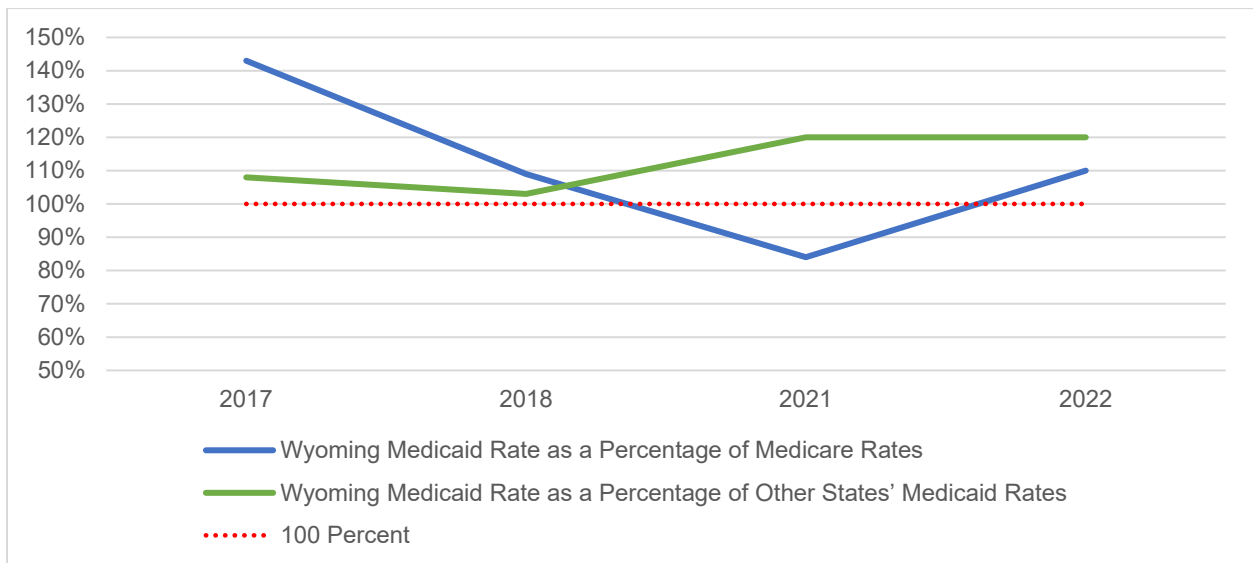
Wyoming Developmental Center Rates as a Percentage of Medicare Rates and Other States' Medicaid Rates



Durable Medical Equipment, Prosthetics, Orthotics and Supplies (DMEPOS)

The chart below displays Wyoming Medicaid Durable Medical Equipment, Prosthetics, Orthotics and Supplies (DMEPOS) rates as a percentage of Medicare rates and other states' Medicaid rates. In SFY 2017, SFY 2018, and SFY 2022, Wyoming DMEPOS rates exceed Medicare rates. From SFY 2017 to SFY 2022, Wyoming Medicaid DMEPOS rates exceed other states' Medicaid rates on an average of one hundred and thirteen percent (113%). Note that, due to a lack of available data, DMEPOS was not benchmarked with Medicare in SFY 2019 and SFY 2020 and is omitted from the chart.

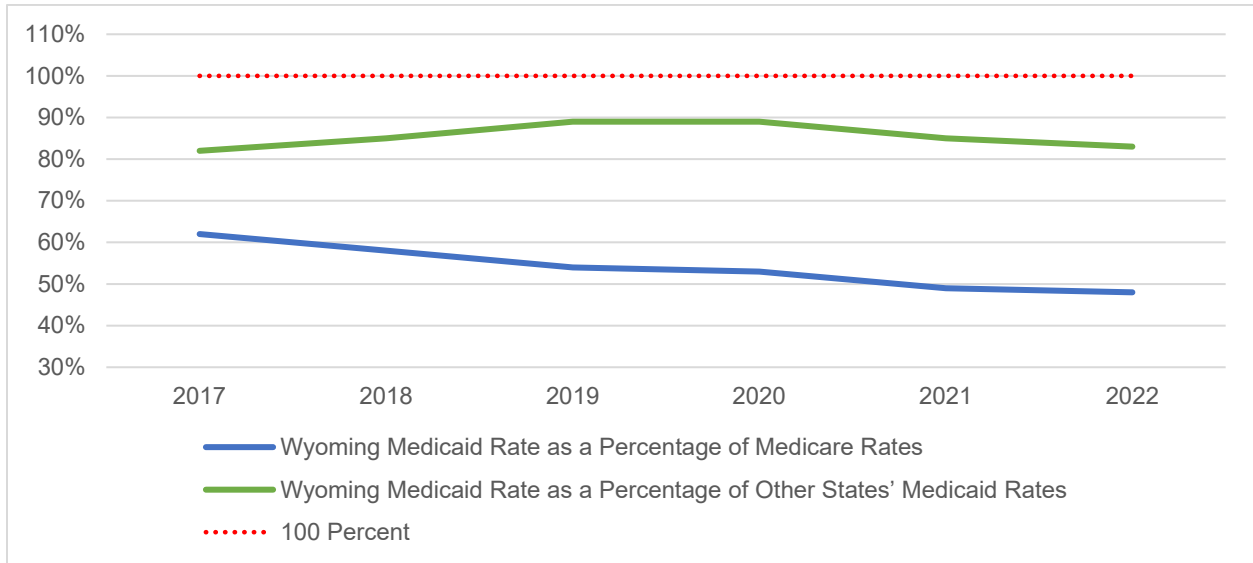
Wyoming DMEPOS Rates as a Percentage of Medicare Rates and Other States' Medicaid Rates



Home Health

The chart below displays Wyoming Medicaid Home Health rates as a percentage of Medicare rates and other states' Medicaid rates. From SFY 2017 to SFY 2022, Wyoming Medicaid Home Health rates were below other states' Medicaid rates on an average of eighty six percent (86%).

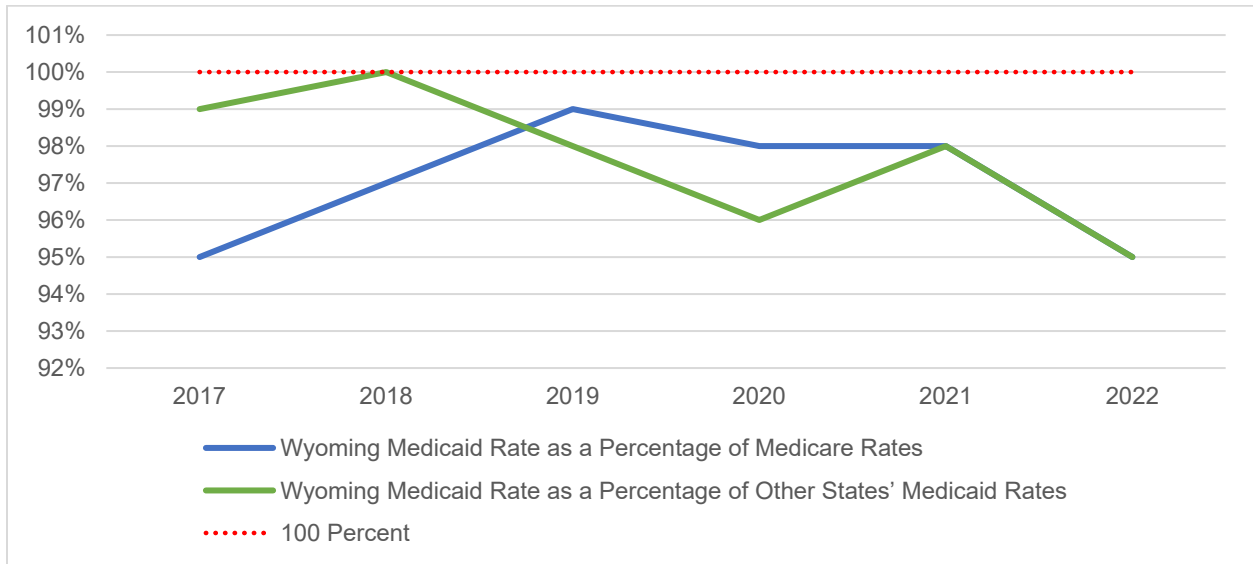
Wyoming Home Health Rates as a Percentage of Medicare Rates and Other States' Medicaid Rates



Hospice

The chart below displays Wyoming Medicaid Hospice rates as a percentage of Medicare rates and other states' Medicaid rates. From SFY 2017 to SFY 2022, Wyoming Medicaid Hospice rates fluctuated from ninety five percent (95%) to a high of one hundred percent (100%) of other states' Medicaid rates.

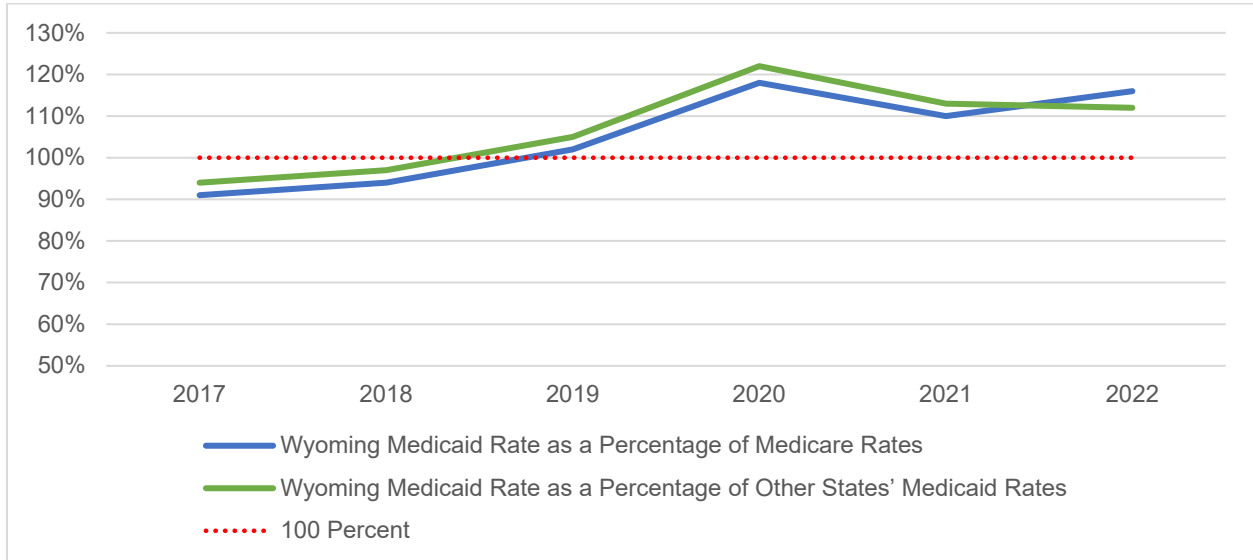
Wyoming Hospice Rates as a Percentage of Medicare Rates and Other States' Medicaid Rates



Laboratory

The chart below displays Wyoming Medicaid Laboratory rates as a percentage of Medicare rates and other states' Medicaid rates. From SFY 2019 to SFY 2022, Wyoming Medicaid Laboratory rates exceed Medicare, on an average of one hundred and twelve percent (112%), and other states' Medicaid rates. From SFY 2019 to SFY 2022, Wyoming Medicaid Laboratory rates exceed Medicare rates on an average of one hundred and thirteen percent (113%).

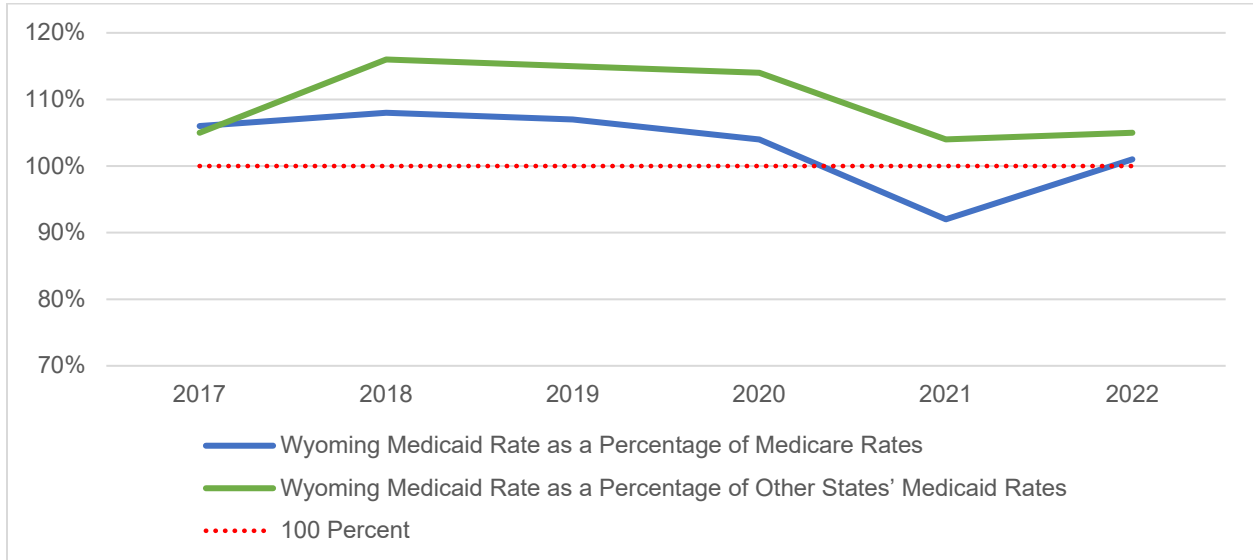
Wyoming Medicaid Laboratory Rates as a Percentage of Medicare Rates and Other States Medicaid Rates



Maternity Care

The chart below displays Wyoming Medicaid Maternity Care rates as a percentage of Medicare rates and other states' Medicaid rates. From SFY 2017 to SFY 2022, Wyoming Medicaid Maternity Care rates exceed other states' Medicaid rates on an average of one hundred and ten percent (110%). From SFY 2017 to SFY 2020, Wyoming Maternity Care rates exceed Medicare rates on an average of one hundred and six percent (106%).

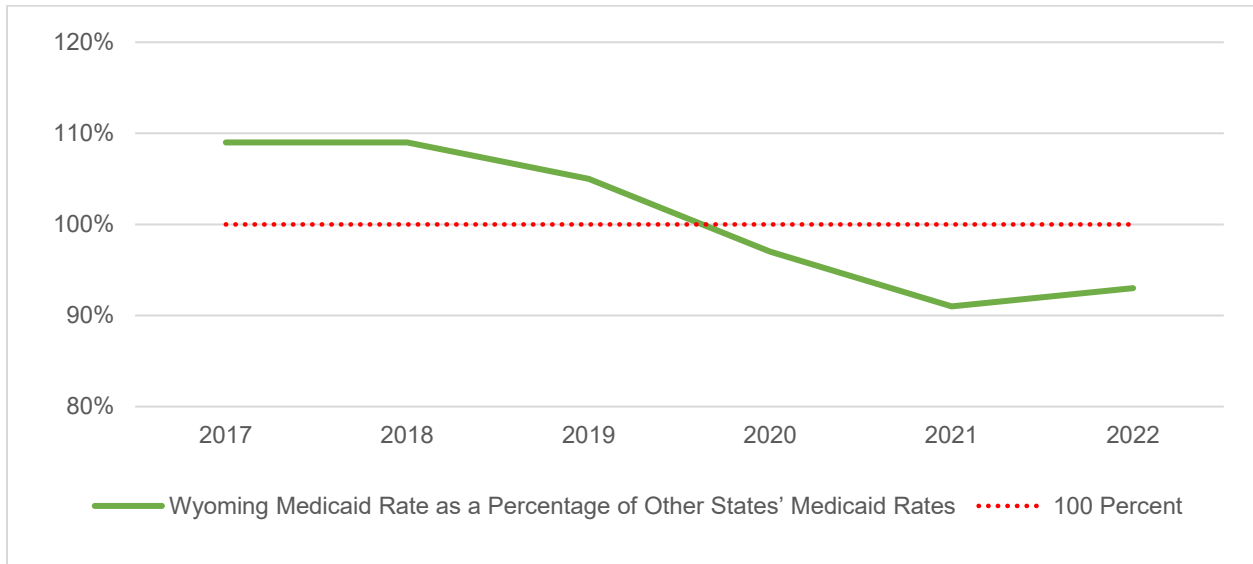
Wyoming Maternity Care Rates as a Percentage of Medicare Rates and Other States' Medicaid Rates



Nursing Facility

The chart below displays Wyoming Medicaid Nursing Facility rates as a percentage of other states' Medicaid rates. Medicare does not cover Nursing Facility services and is therefore excluded from this analysis. From SFY 2017 to SFY 2019, Wyoming Medicaid Nursing Facility rates exceed other states' Medicaid rates on an average of one hundred and eight percent (108%).

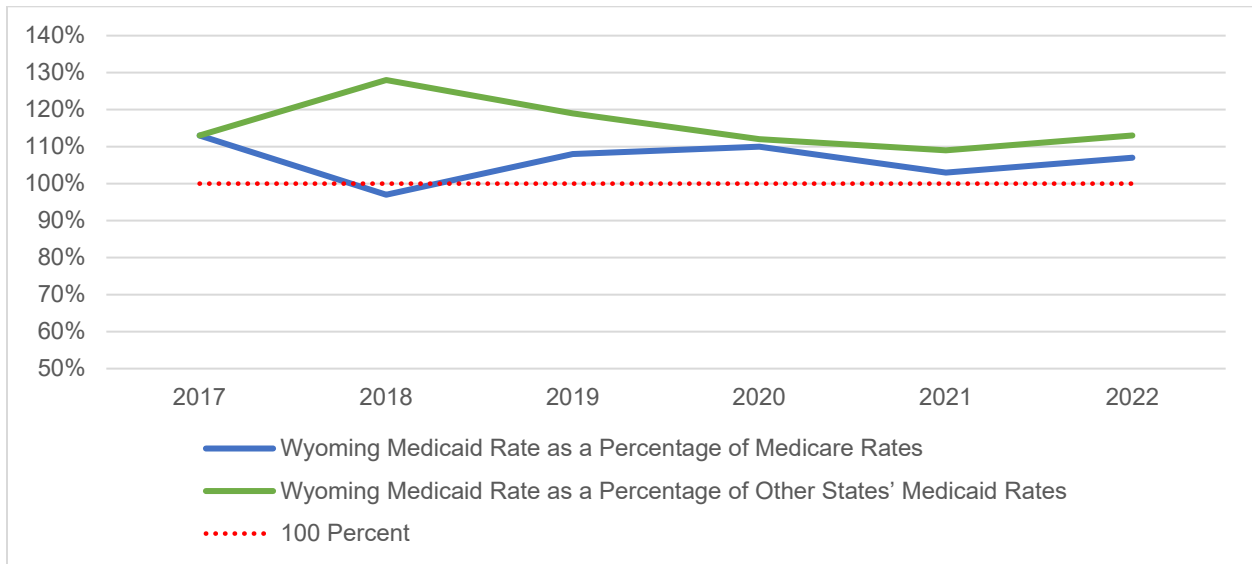
Wyoming Nursing Facility Rates as a Percentage of Other States' Medicaid Rates



Ophthalmology

The chart below displays Wyoming Medicaid Ophthalmology rates as a percentage of Medicare rates and other states' Medicaid rates. From SFY 2017 to SFY 2022, Wyoming Medicaid Ophthalmology rates exceed other states' Medicaid Ophthalmology rates on an average of one hundred and sixteen percent (116%). Wyoming Medicaid Ophthalmology rates exceed Medicare in SFY 2017 and from SFY 2019 to 2022, on an average of one hundred and six percent (106%).

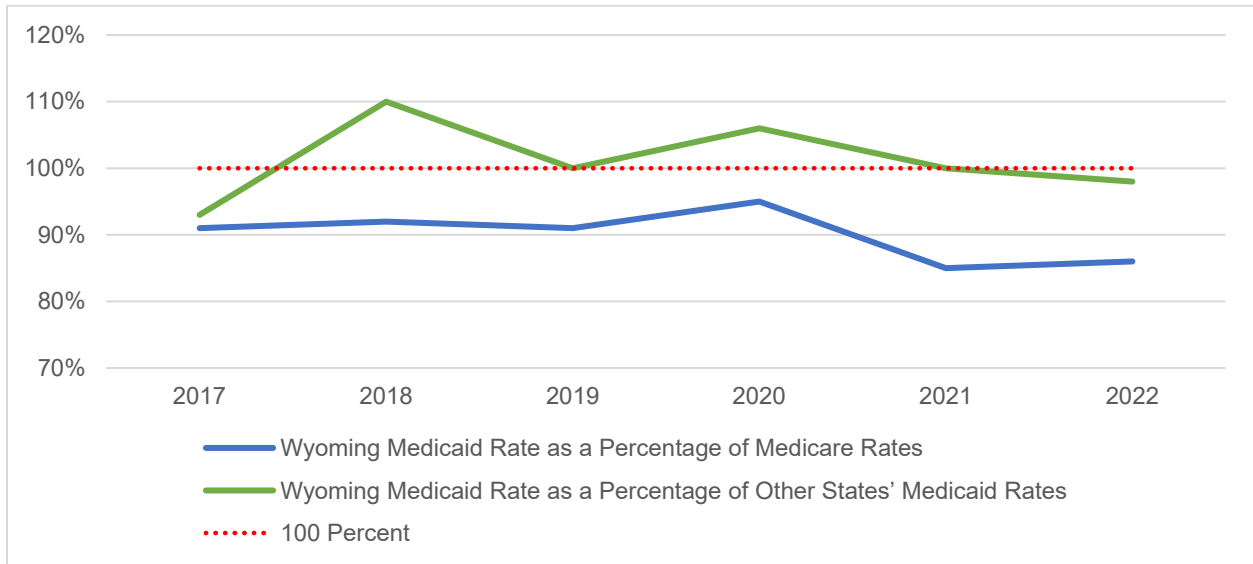
Wyoming Medicaid Ophthalmology Rates as a Percentage of Medicare Rates and Other States' Medicaid Rates



Physician and Other Practitioner

The chart below displays Wyoming Medicaid Physician and Other Practitioner rates as a percentage of Medicare rates and other states' Medicaid rates. Wyoming Medicaid Physician and Other Practitioner rates exceed other states' Medicaid rates in SFY 2018 by one hundred and ten percent (110%) and by one hundred and six percent (106%) in SFY 2020.

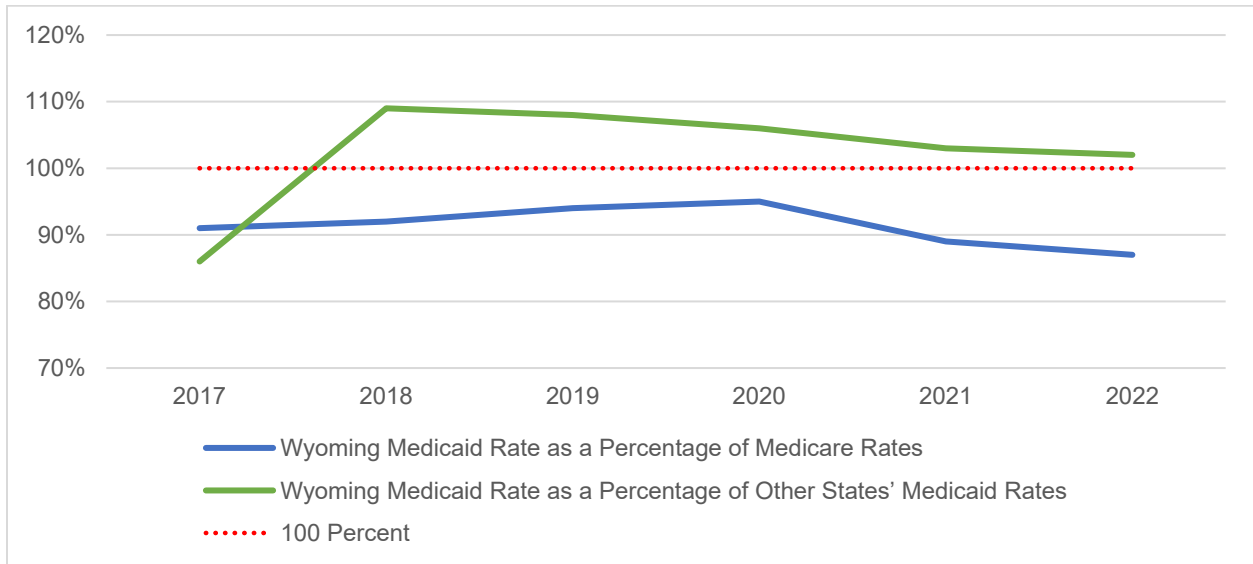
Wyoming Physician and Other Practitioner Rates as a Percentage of Medicare Rates and Other States' Medicaid Rates



Primary Care

The chart below displays Wyoming Medicaid Primary Care rates as a percentage of Medicare rates and other states' Medicaid rates. From SFY 2018 to SFY 2022, Wyoming Primary Care rates exceed other states' Medicaid rates on an average of one hundred and six percent (106%).

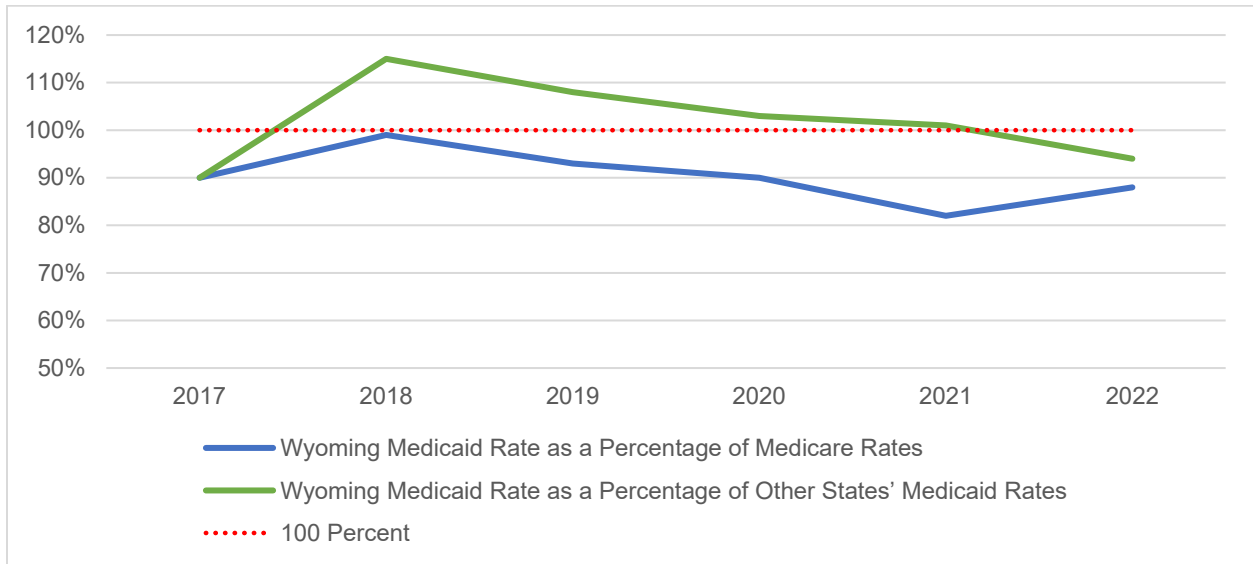
Wyoming Primary Care Rates as a Percentage of Medicare Rates and Other States' Medicaid Rates



Physician Specialist

The chart below displays Wyoming Medicaid Physician Specialist rates as a percentage of Medicare rates and other states' Medicaid rates. From SFY 2018 to SFY 2021, Wyoming Physician Specialist rates exceed other states' Medicaid rates on an average of one hundred and two percent (102%).

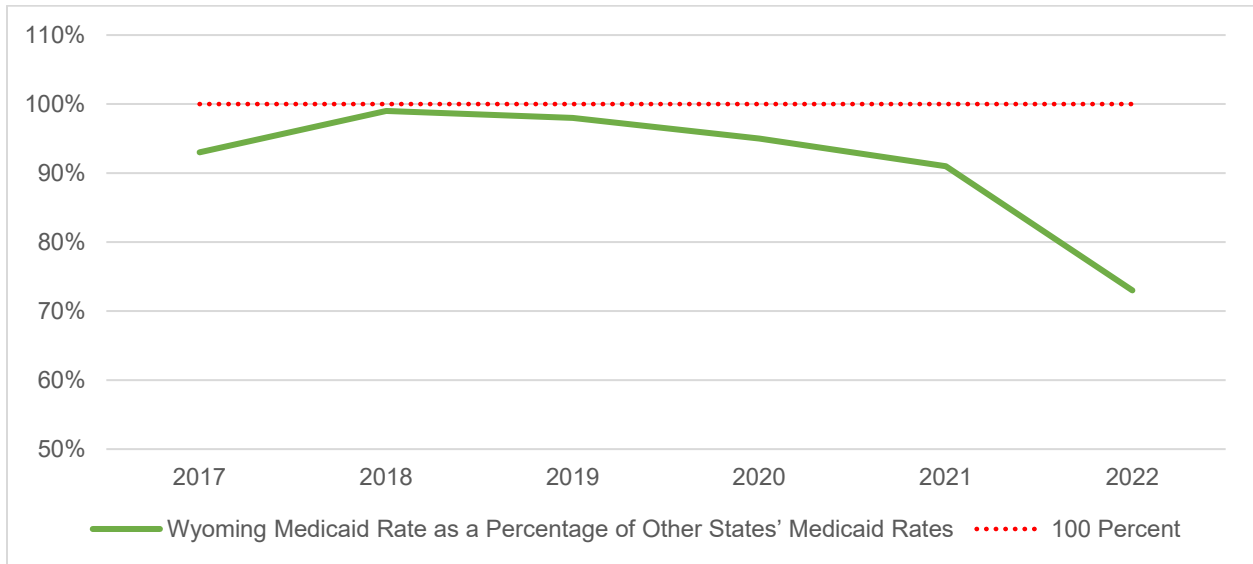
Wyoming Physician Specialist Rates as a Percentage of Medicare Rates and Other States' Medicaid Rates



Psychiatric Residential Treatment Facility Rates (PRTF)

The chart below displays Wyoming Medicaid Psychiatric Residential Treatment Facility Rates (PRTF) rates as a percentage of other states' Medicaid rates. Medicare does not cover PRTF services and is therefore excluded from this analysis. From SFY 2017 to SFY 2022, Wyoming Medicaid PRTF rates were below other states' Medicaid rates on an average of ninety two percent (92%).

Wyoming PRTF Rates as a Percentage of Other States' Medicaid Rates



Optometrist

The chart below displays Wyoming Medicaid Optician and Optometrist rates as a percentage of Medicare rates and other states' Medicaid rates. From SFY 2017 to SFY 2022, Wyoming Physician Specialist rates exceed other states' Medicaid rates on an average of one hundred and thirty four percent (134%) with a peak of one hundred and sixty percent (160%) in SFY 2019.

Wyoming Optician and Optometrist Rates as a Percentage of Medicare Rates and Other States' Medicaid Rates

