



INFLUENZA REPORT

2021-2022 Influenza Season

MMWR Week 07

Weekly Report of Influenza and Influenza-like Illness (ILI) Activity



Influenza and Influenza-like Illness Activity

Spread

Sporadic

Geographic Spread

Flu Activity

Increased

Activity increased
this week

ILI Activity

Moderate

Elevated outpatient
respiratory illness
activity

Co-circulating

Other Viruses

SARS-CoV-2
RSV

Seasonal Data

Types of Flu

Influenza A and B
viruses are
circulating

Subtypes

Flu A (H3N2)

Predominant
circulating subtype

Outbreaks

0

No reported
outbreaks

Severity

Inpatients

Reports of
hospitalizations

Deaths

0

No reported
pediatric deaths

Syndromic

0

No syndromic
anomalies were
reported

EMS

Suspected ILI

The reports
decreased this
week

Hot Spots

Tracking Trends

No hot spots



Geographic Activity by Regions

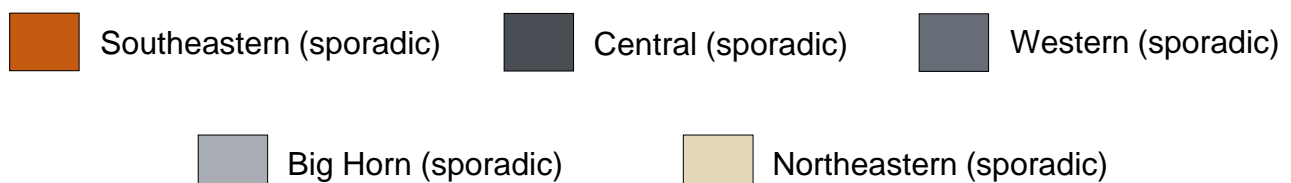
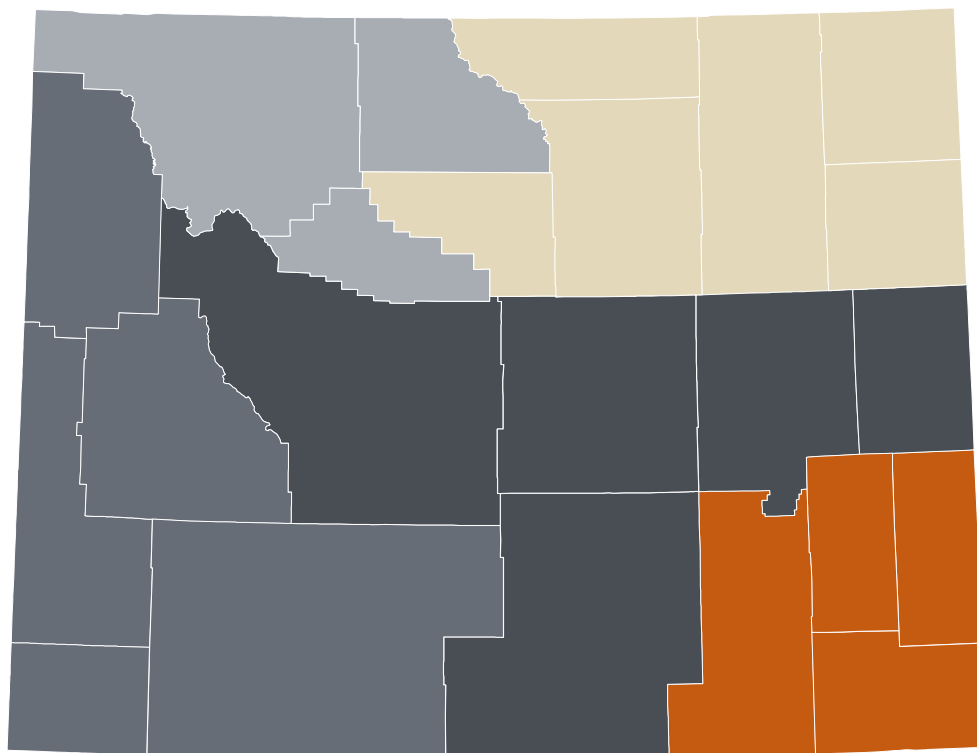
Wyoming observed **sporadic activity** this week (MMWR Week 07).

Healthcare providers in **several** counties reported ILI activity.

The influenza cases represent **all** Infectious Disease Epidemiology (IDE) Geographic Regions.

All of the IDE Geographic Regions had **sporadic activity**.

IDE Geographic Regions of Wyoming





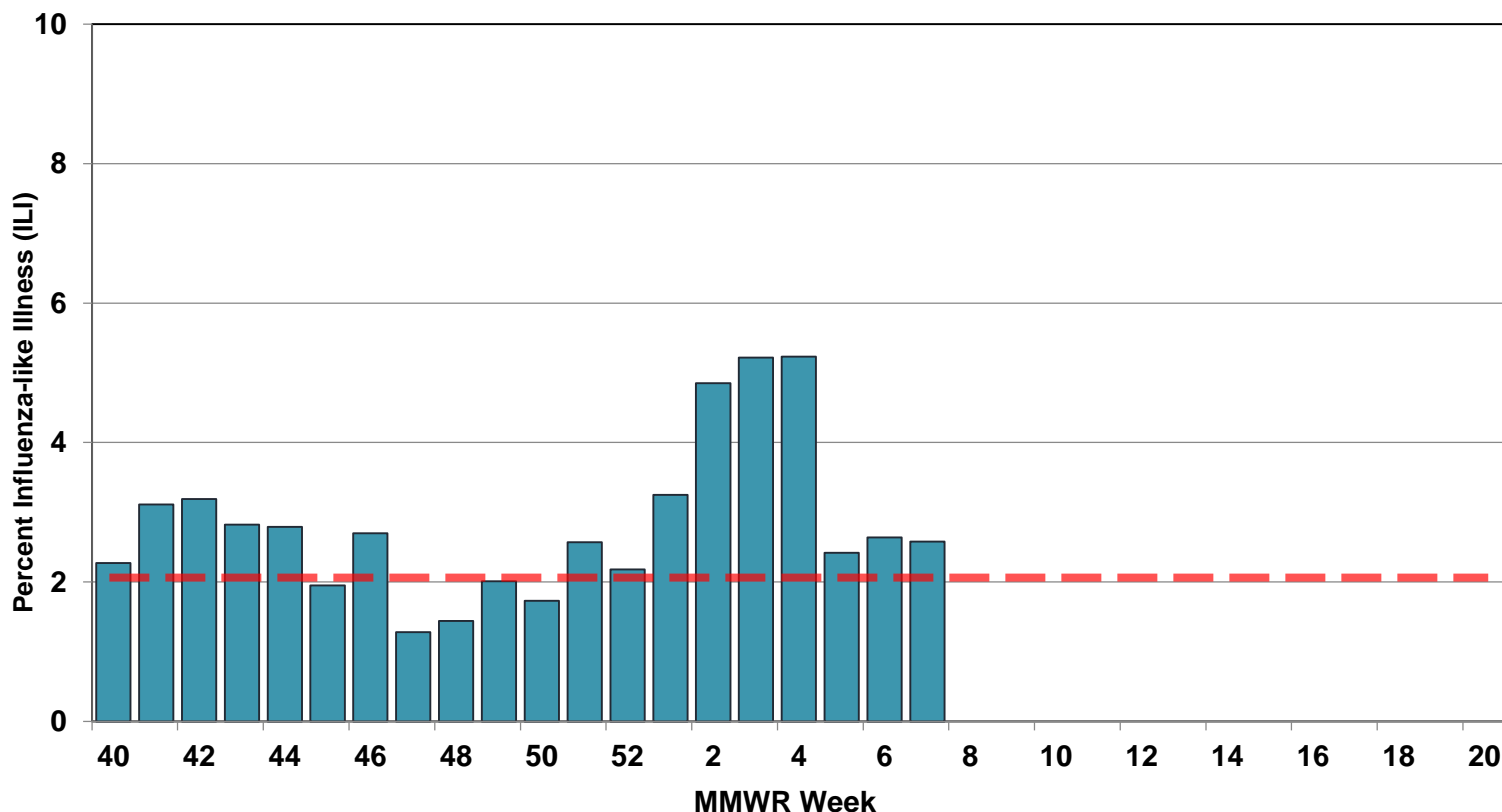
ILINet Providers

The percent of patient visits to ILINet Sentinel Providers for influenza-like illness was **2.58%**, which is **above** Wyoming's baseline (**2.06%**).

The Wyoming Department of Health received reports from less than **50%** of the ILINet providers in Wyoming.

This season, healthcare providers in **21 of 23** counties reported influenza or influenza-like illness activity.

Weekly Percent of ILI Visits





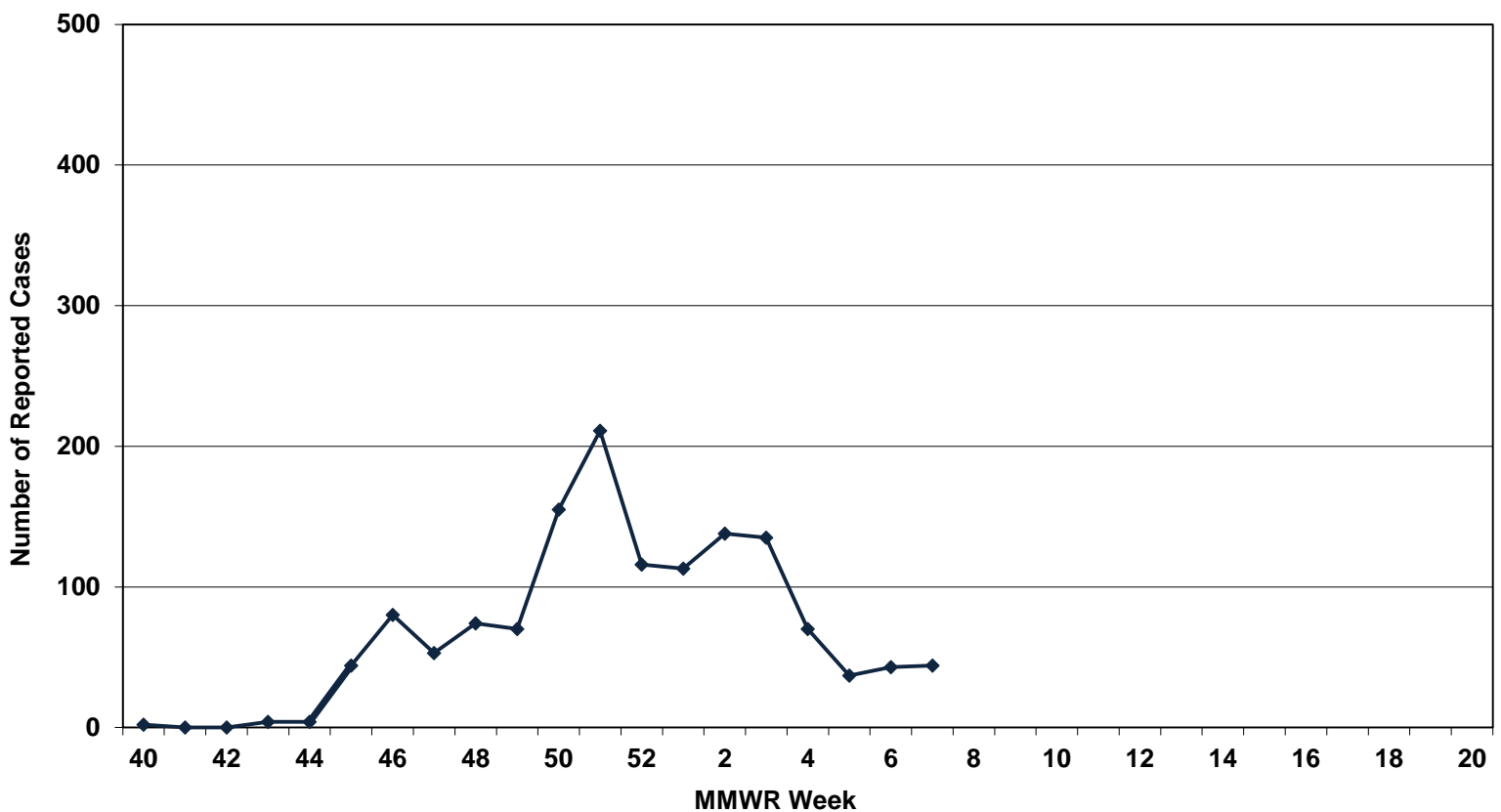
Public Health Laboratory

The overall volume of samples tested for influenza at the Wyoming Public Health Laboratory has increased since the introduction of the CDC Influenza SARS-CoV-2 Multiplex Assay. The state lab reported **influenza A (H3N2) viruses** during MMWR Week 07. Influenza A (**H3N2**) viruses are the predominant viruses circulating in Wyoming.

Healthcare and Clinical Laboratories

Clinical laboratories most frequently reported **influenza A viruses** during MMWR Week 07, but influenza B viruses co-circulated with influenza A viruses. The subtyped samples were reported as influenza A (**H3N2**) viruses. The overall number of reports decreased this week.

Electronic Reports of Influenza Cases



* The trend is not representative of all reported influenza cases.



Mortality Data

Tracking death certificates is the best surveillance system to capture and identify pneumonia and influenza-associated deaths in Wyoming. According to the CDC, influenza is infrequently listed on death certificates. Also, testing for seasonal influenza infections is not frequently performed, particularly among the elderly, who are at greatest risk for seasonal influenza complications and death. Therefore, public health officials may not identify influenza-associated deaths in many instances; consequently, this surveillance system may underestimate the true impact of influenza-associated deaths in the state.

There were **28** pneumonia and influenza (P&I) mortality reports certified since the beginning of the 2021-2022 Influenza Season.

Monthly P&I Mortality Reports

