



# INFLUENZA REPORT

## 2021-2022 Influenza Season

MMWR Week 48

**Weekly Report of Influenza and Influenza-like Illness (ILI) Activity**



## Influenza and Influenza-like Illness Activity

### Spread

#### **Sporadic**

Geographic Spread

### Flu Activity

#### **Low Activity**

Activity is low but continuing to increase

### ILI Activity

#### **Minimal Activity**

Low outpatient respiratory illness activity levels

### Co-circulating

#### **Other Viruses**

SARS-CoV-2  
RSV

### Seasonal Data

#### **Types of Flu**

Influenza A and B viruses are circulating

### Subtypes

#### **Flu A (H3N2)**

Predominant circulating subtype

### Outbreaks

**0**

No reported outbreaks

### Severity

#### **Inpatients**

Reports of hospitalizations

### Deaths

**0**

No reported pediatric deaths

### Syndromic

**0**

No syndromic anomalies were reported

### EMS

#### **Suspected ILI**

The reports increased this week

### Hot Spots

#### **Tracking Trends**

Albany County  
Campbell County



## Geographic Activity by Regions

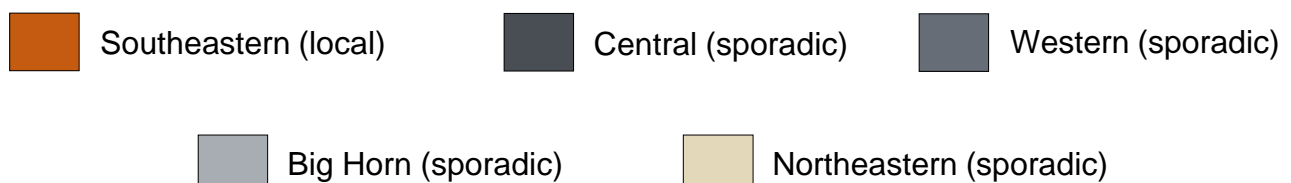
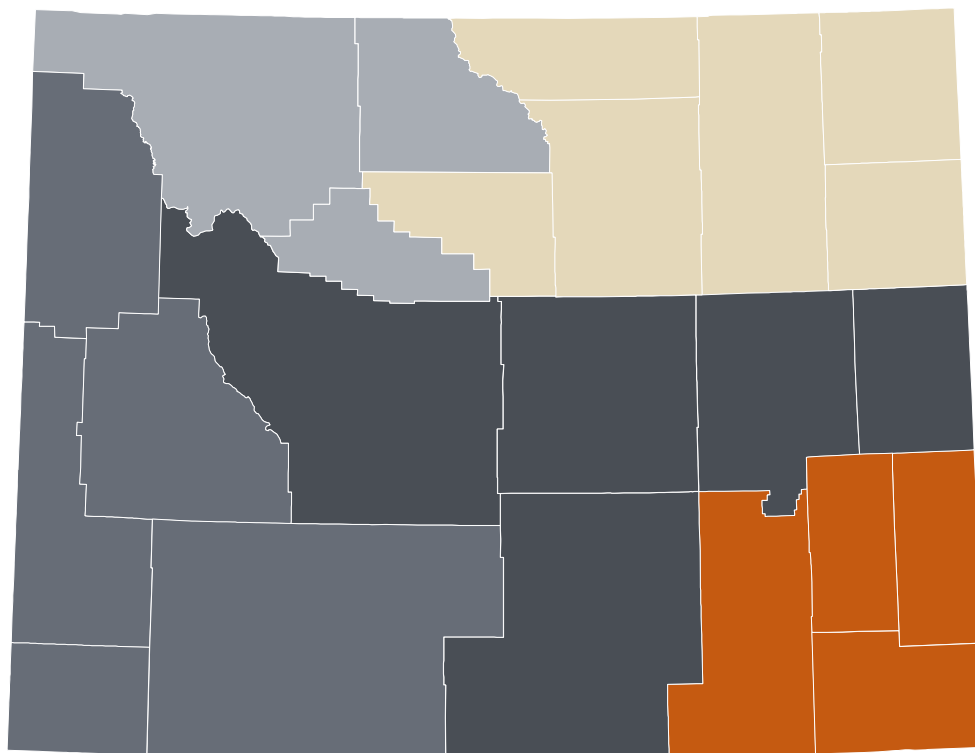
Wyoming observed **sporadic activity** this week (MMWR Week 48).

Healthcare providers in **most** counties reported ILI activity.

The influenza cases represent **all five** Infectious Disease Epidemiology (IDE) Geographic Regions.

Most of the IDE Geographic Regions have **sporadic activity**. However, the Southeastern Region reported **local activity**.

### IDE Geographic Regions of Wyoming





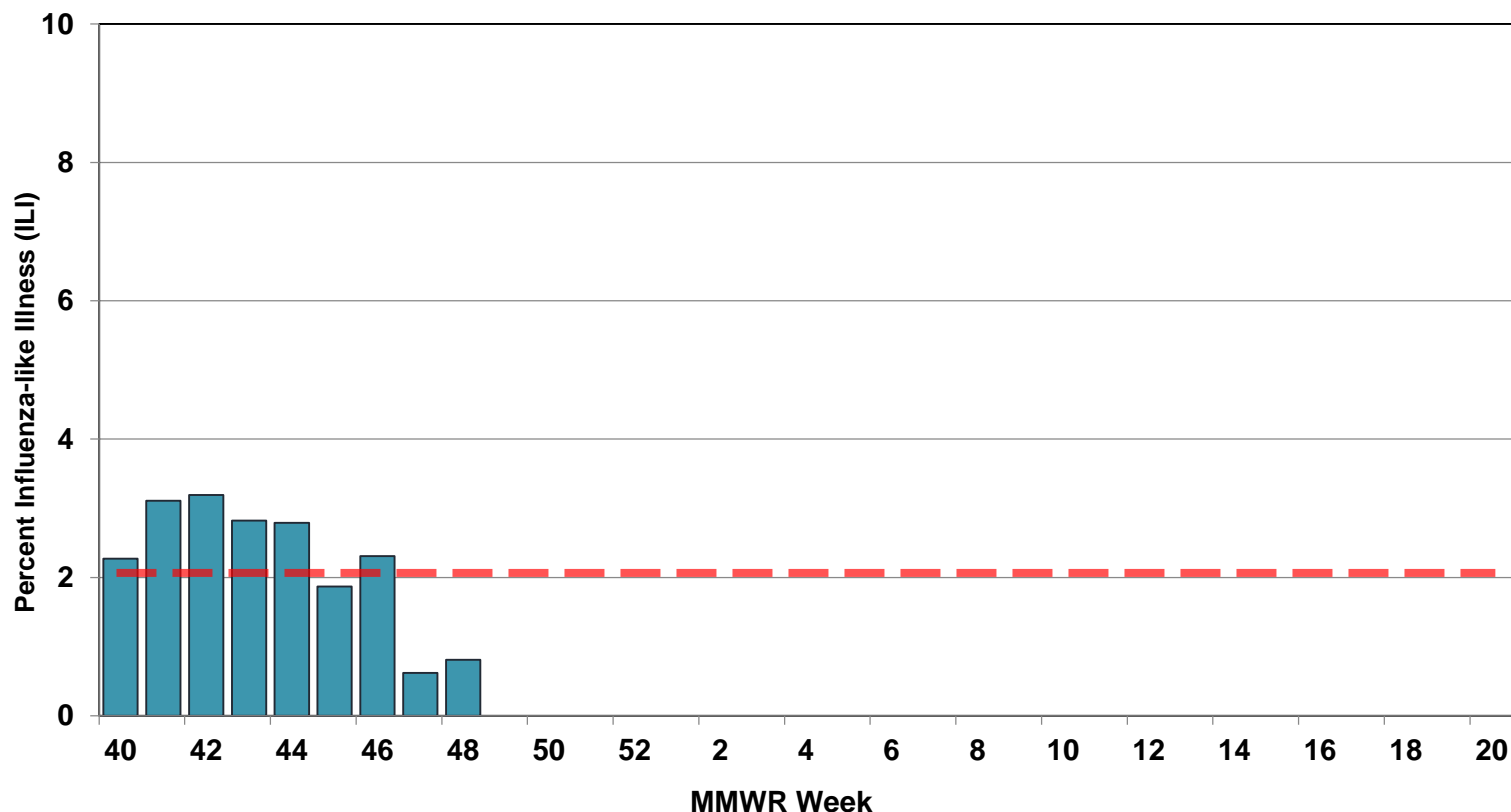
## ILINet Providers

The percent of patient visits to ILINet Sentinel Providers for influenza-like illness was **0.81%**, which is **below** Wyoming's baseline (**2.06%**).

The Wyoming Department of Health received reports from less than **50%** of the ILINet providers in Wyoming.

This season, healthcare providers in **most** of the counties reported influenza or influenza-like illness activity.

## Weekly Percent of ILI Visits





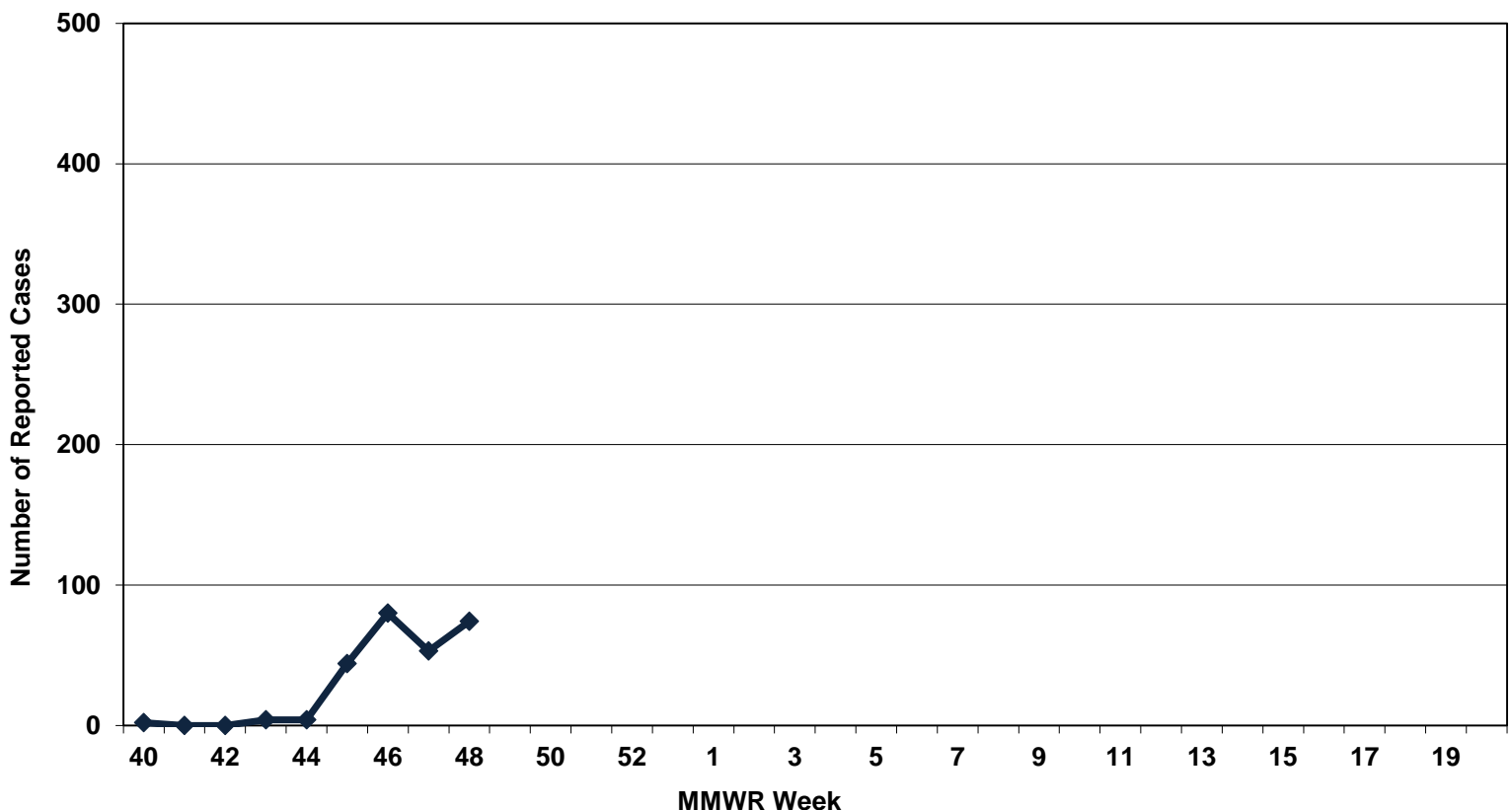
## Public Health Laboratory

The overall volume of samples tested for influenza at the Wyoming Public Health Laboratory has increased since the introduction of the CDC Influenza SARS-CoV-2 Multiplex Assay. The state lab reported **influenza A (H3N2) viruses** during MMWR Week 48. Influenza A (**H3N2**) viruses are the predominant viruses circulating in Wyoming.

## Healthcare and Clinical Laboratories

Clinical laboratories most frequently reported **Influenza A viruses** during MMWR Week 48. The subtyped samples were reported as influenza A (**H3N2**) viruses. However, influenza B viruses were also reported.

### Electronic Reports of Influenza Cases



\* The trend is not representative of all reported influenza cases.



## Mortality Data

Tracking death certificates is the best surveillance system to capture and identify pneumonia and influenza-associated deaths in Wyoming. According to the CDC, influenza is infrequently listed on death certificates. Also, testing for seasonal influenza infections is not frequently performed, particularly among the elderly, who are at greatest risk for seasonal influenza complications and death. Therefore, public health officials may not identify influenza-associated deaths in many instances; consequently, this surveillance system may underestimate the true impact of influenza-associated deaths in the state.

There were **18** pneumonia and influenza (P&I) mortality reports certified since the beginning of the 2021-2022 Influenza Season.

## Monthly P&I Mortality Reports

