



INFLUENZA REPORT

2019-2020 Influenza Season

MMWR Week 05

Weekly Report of Influenza and Influenza-like Illness (ILI) Activity



Geographic Activity by Regions

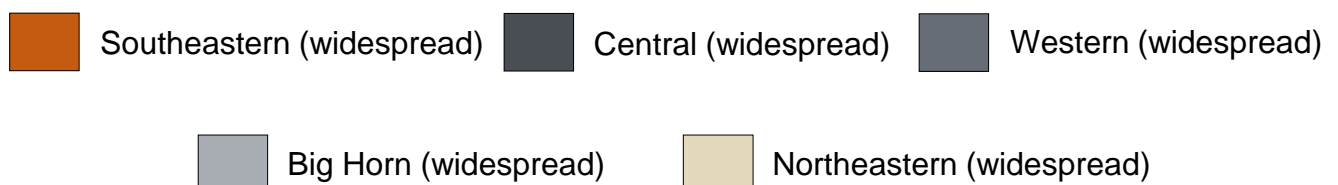
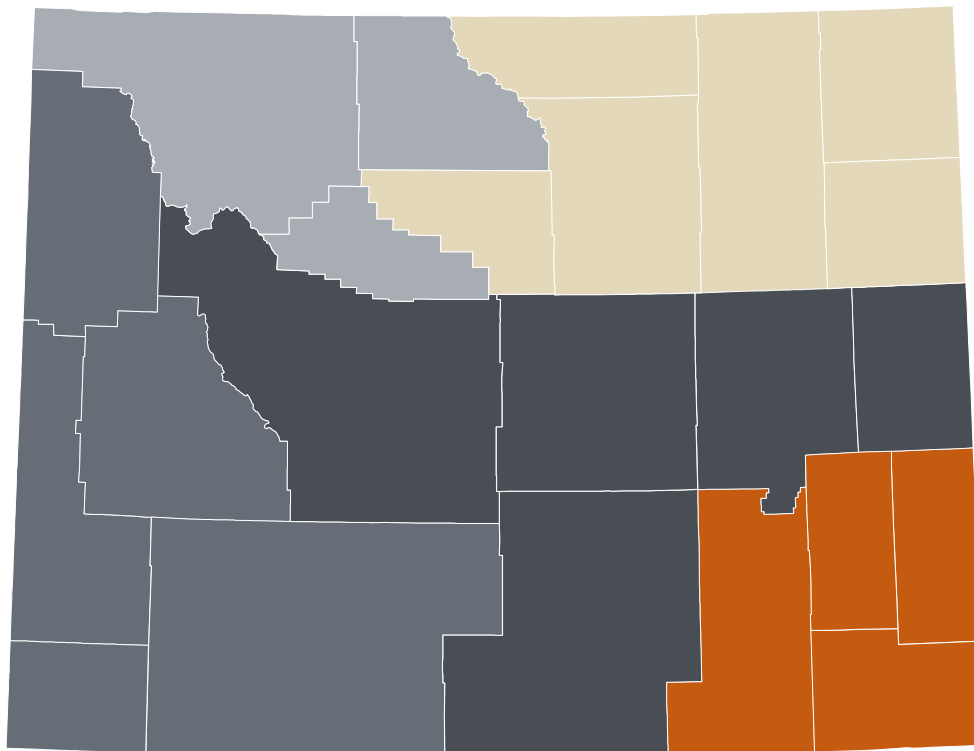
Wyoming reported **widespread activity** this week (MMWR Week 05).

Healthcare providers in **22** counties reported ILI activity with confirmed influenza cases.

The influenza cases represent all **five** Infectious Disease Epidemiology (IDE) Geographic Regions.

All **five** IDE Geographic Regions described **widespread activity** this week.

IDE Geographic Regions of Wyoming



Geographic Spread



Influenza-like Illness Activity Levels

Activity Level	ILI Activity/Outbreaks		Laboratory Data
No activity	Low	And	No lab-confirmed cases
Sporadic	Not increased	And	Isolated lab-confirmed cases
	OR		
Local	Not increased	And	Lab-confirmed outbreak in one institution
	OR		
Local	Increased ILI in 1 region; ILI activity in other regions is not increased	And	Recent (within the past 3 weeks) lab evidence of influenza in region with increased ILI
	OR		
Local	2 or more institutional outbreaks (ILI or lab-confirmed) in 1 region; ILI activity in other regions is not increased	And	Recent (within the past 3 weeks) lab evidence of influenza in region with the outbreaks; virus activity is no greater than sporadic in other regions
	OR		
Regional	Increased ILI in ≥ 2 but less than half of the regions	And	Recent (within the past 3 weeks) lab-confirmed influenza in the affected regions
	OR		
Regional	Institutional outbreaks (ILI or lab-confirmed) in ≥ 2 and less than half of the regions	And	Recent (within the past 3 weeks) lab-confirmed influenza in the affected regions
	OR		
Widespread	Increased ILI and/or institutional outbreaks (ILI or lab-confirmed) in at least half of the regions	And	Recent (within the past 3 weeks) lab-confirmed influenza in the state.



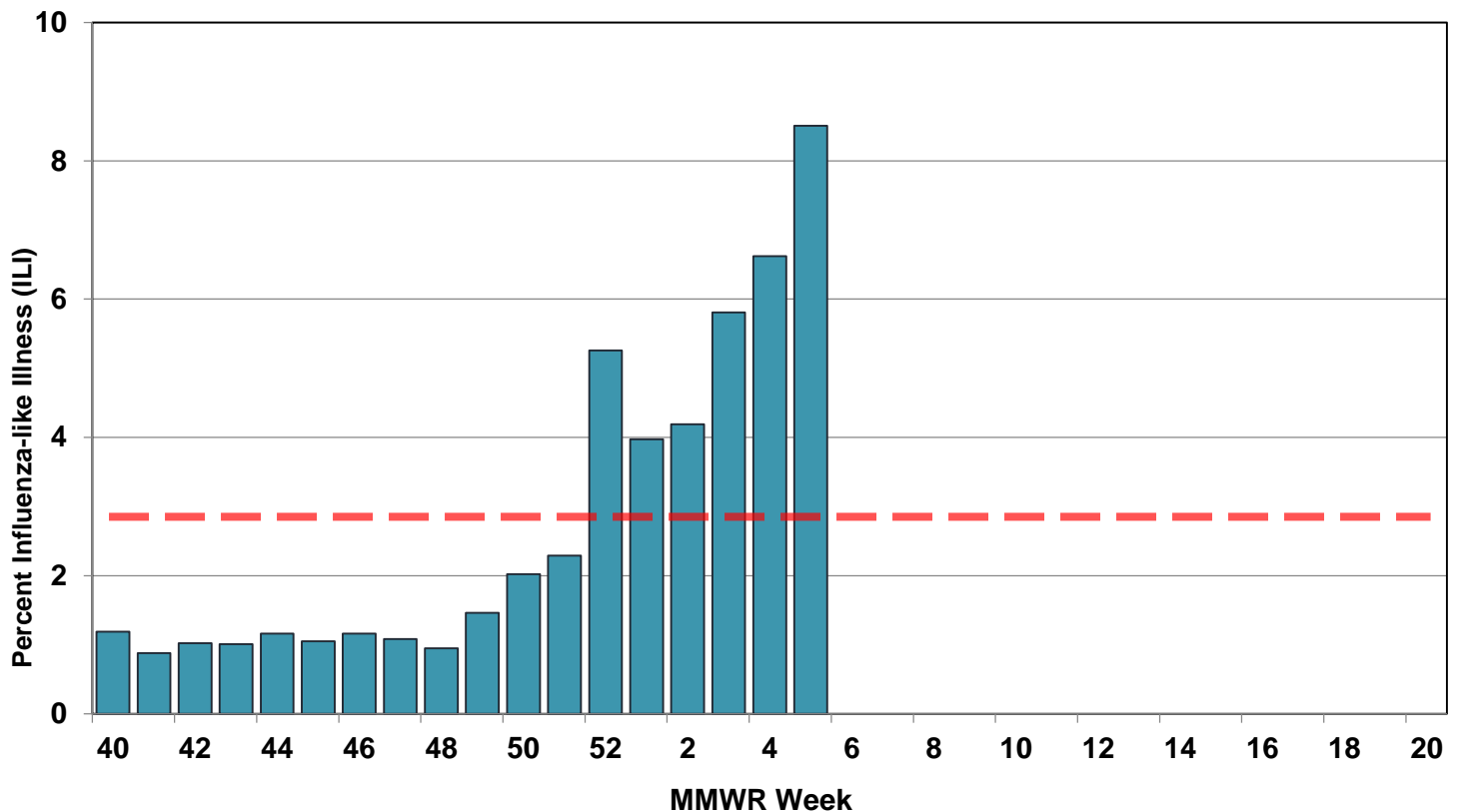
ILINet Providers

The percent of patient visits to ILINet Sentinel Providers for influenza-like illness was **8.51%**, which is **above** Wyoming's baseline (**2.85%**).

The Wyoming Department of Health received reports from less than **50%** of the ILINet providers in Wyoming.

This season, healthcare providers in all **23** counties reported influenza or influenza-like illness activity.

Weekly Percent of ILI Visits





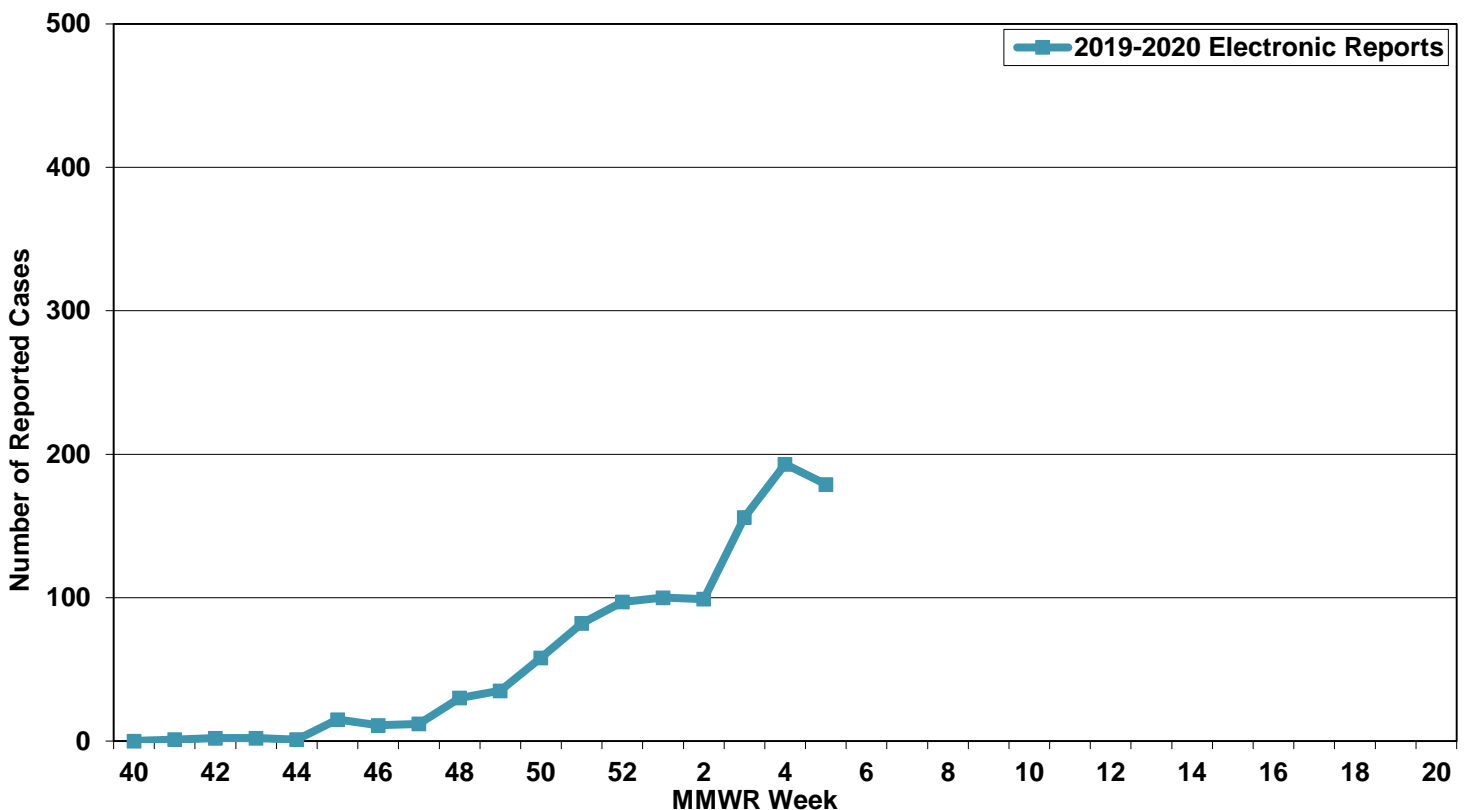
Public Health Laboratory

The Wyoming Public Health Laboratory tested **four** specimens during MMWR Week 05. **Two** specimens were positive for **influenza A (H1N1) pandemic 2009 viruses**. The remaining two specimens were **negative** for both influenza A and influenza B viruses.

Healthcare and Clinical Laboratories

Clinical laboratories most frequently reported **Influenza B viruses** during MMWR Week 05. However, healthcare providers reported increasing levels of activity associated with influenza A viruses across Wyoming during MMWR Week 05.

Electronic Reports of Influenza Cases



* The trend is not representative of all reported influenza cases.



Mortality Data

Tracking death certificates is the best surveillance system to capture and identify pneumonia and influenza-associated deaths in Wyoming. According to the CDC, influenza is infrequently listed on death certificates. Also, testing for seasonal influenza infections is not frequently performed, particularly among the elderly who are at greatest risk for seasonal influenza complications and death. Therefore, public health officials may not identify influenza-associated deaths in many instances; consequently, this surveillance system may underestimate the true impact of influenza-associated deaths in the state.

There were **26** pneumonia and influenza (P&I) mortality reports certified since the beginning of the 2019-2020 Influenza Season.

Monthly P&I Mortality Reports

