



# INFLUENZA REPORT

2019-2020 Influenza Season

MMWR Week 02

**Weekly Report of Influenza and Influenza-like Illness (ILI) Activity**



## Geographic Activity by Regions

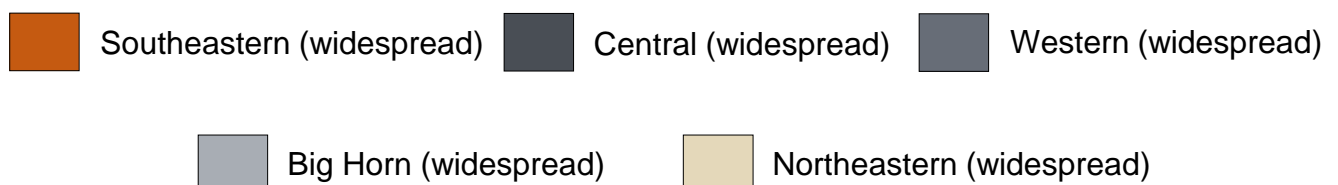
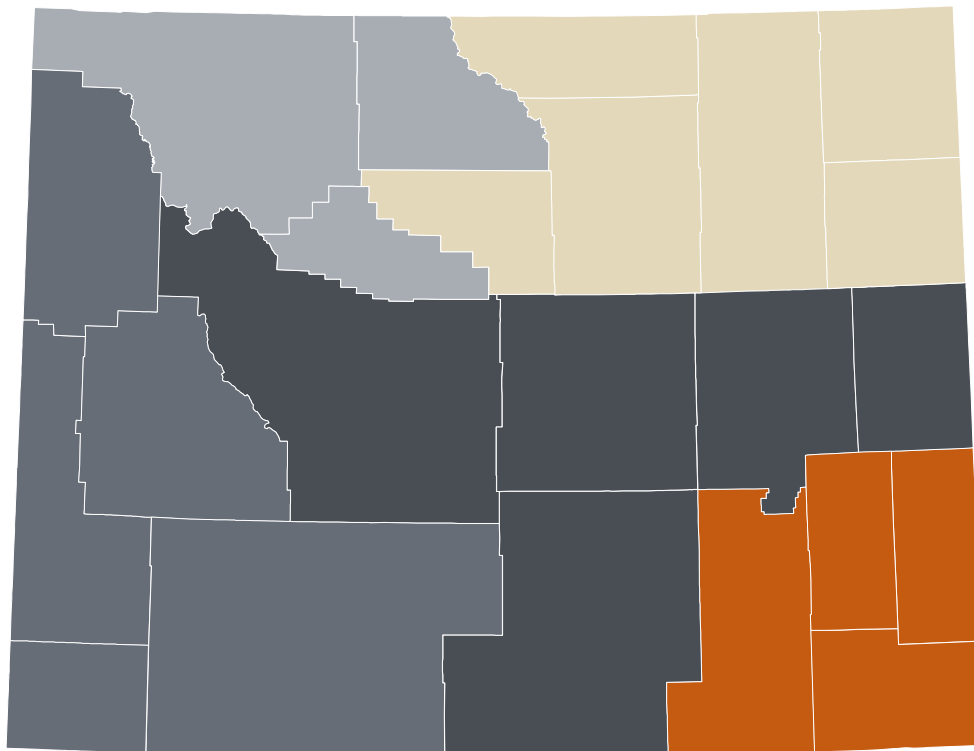
Wyoming reported **widespread activity** this week (MMWR Week 02).

Healthcare providers in **22** counties reported ILI activity with confirmed influenza cases.

The influenza cases represent all **five** Infectious Disease Epidemiology (IDE) Geographic Regions.

All **five** IDE Geographic Regions described **widespread activity** this week.

### IDE Geographic Regions of Wyoming



# Geographic Spread



## Influenza-like Illness Activity Levels

Activity Level	ILI Activity/Outbreaks		Laboratory Data
<b>No activity</b>	Low	And	No lab-confirmed cases
<b>Sporadic</b>	Not increased	And	Isolated lab-confirmed cases
	<b>OR</b>		
<b>Local</b>	Not increased	And	Lab-confirmed outbreak in one institution
	<b>OR</b>		
<b>Local</b>	Increased ILI in 1 region; ILI activity in other regions is not increased	And	Recent (within the past 3 weeks) lab evidence of influenza in region with increased ILI
	<b>OR</b>		
<b>Local</b>	2 or more institutional outbreaks (ILI or lab-confirmed) in 1 region; ILI activity in other regions is not increased	And	Recent (within the past 3 weeks) lab evidence of influenza in region with the outbreaks; virus activity is no greater than sporadic in other regions
	<b>OR</b>		
<b>Regional</b>	Increased ILI in $\geq 2$ but less than half of the regions	And	Recent (within the past 3 weeks) lab-confirmed influenza in the affected regions
	<b>OR</b>		
<b>Regional</b>	Institutional outbreaks (ILI or lab-confirmed) in $\geq 2$ and less than half of the regions	And	Recent (within the past 3 weeks) lab-confirmed influenza in the affected regions
	<b>OR</b>		
<b>Widespread</b>	Increased ILI and/or institutional outbreaks (ILI or lab-confirmed) in at least half of the regions	And	Recent (within the past 3 weeks) lab-confirmed influenza in the state.



## ILINet Providers

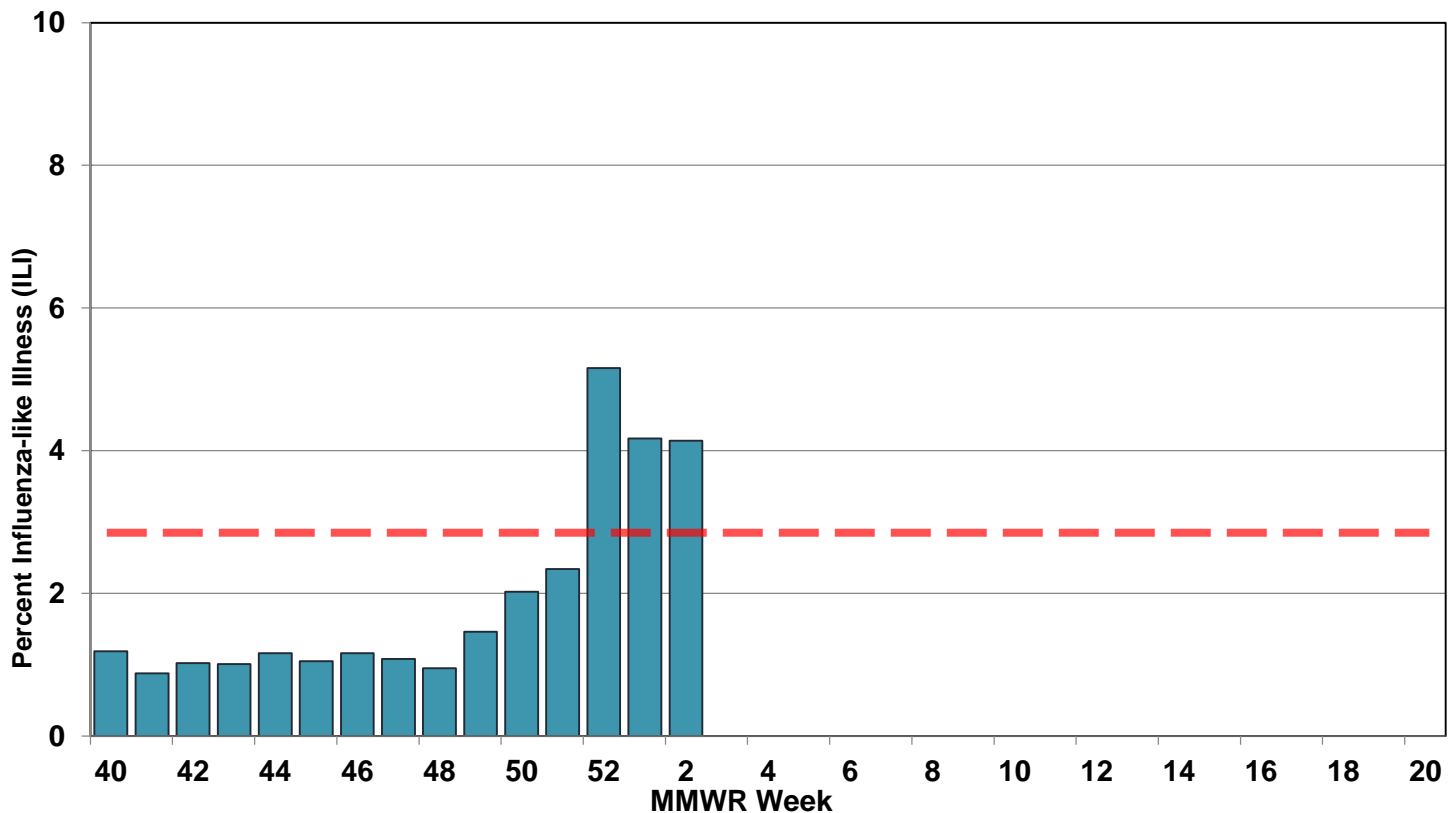
The percent of patient visits to ILINet Sentinel Providers for influenza-like illness was **4.14%**, which is **above** Wyoming's baseline (**2.85%**).

The Wyoming Department of Health received reports from less than **50%** of the ILINet providers in Wyoming.

Healthcare providers in **22** counties reported influenza or influenza-like illness activity this week.

The ILI activity in Wyoming was **widespread**.

## Weekly Percent of ILI Visits





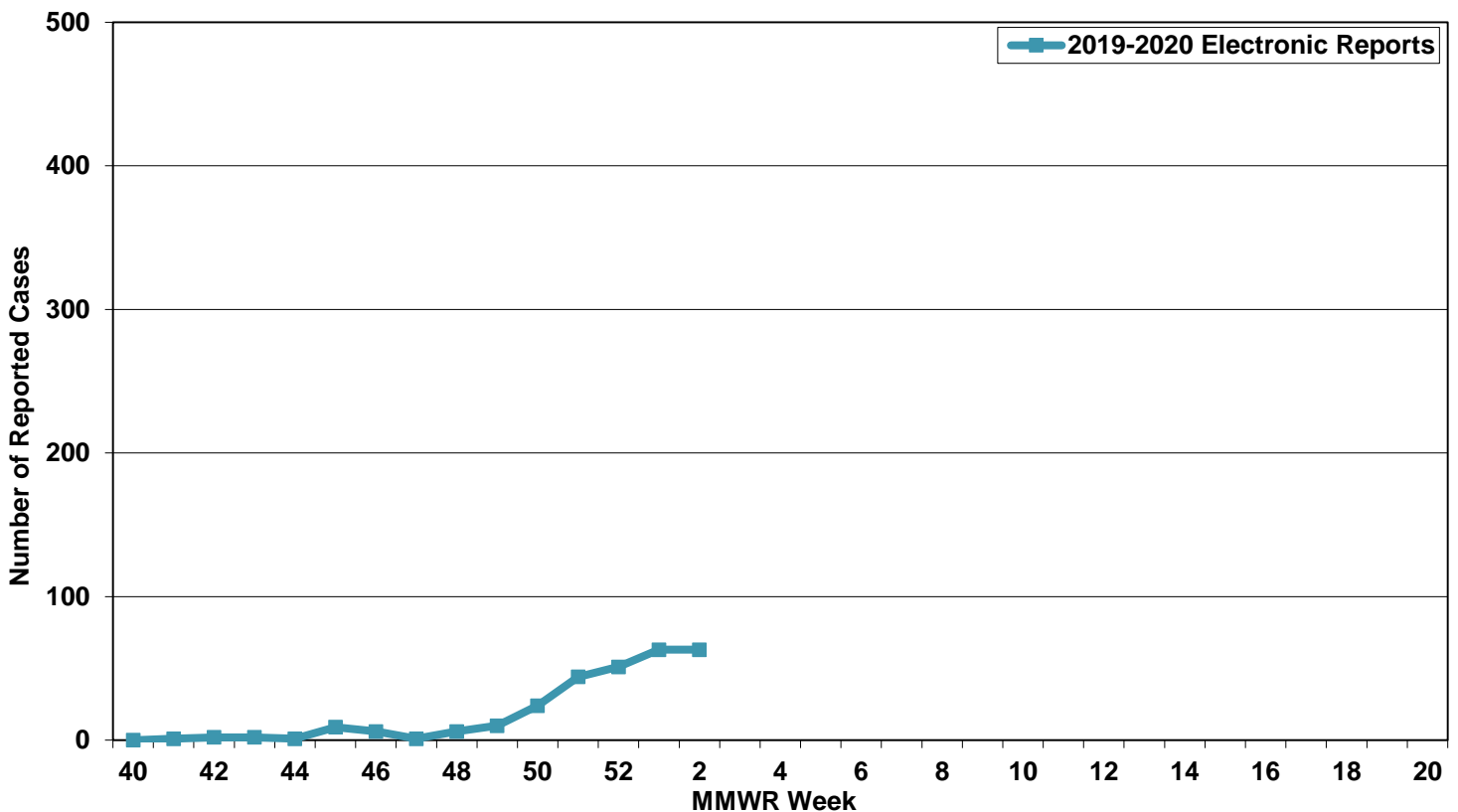
## Public Health Laboratory

The Wyoming Public Health Laboratory tested **eight** specimens during MMWR Week 02. **One** specimen was positive for an **influenza A (H1N1) pandemic 2009 virus** and **three** specimens were positive for **influenza B (Victoria-lineage) viruses**. The remaining four specimens were **negative** for both influenza A and influenza B viruses.

## Healthcare and Clinical Laboratories

Clinical laboratories most frequently reported **Influenza B viruses** during MMWR Week 02. However, healthcare providers reported increasing levels of activity associated with influenza A viruses across Wyoming during MMWR Week 02.

### Electronic Reports of Influenza Cases



\* The trend is not representative of all reported influenza cases.



## Mortality Data

Tracking death certificates is the best surveillance system to capture and identify pneumonia and influenza-associated deaths in Wyoming. According to the CDC, influenza is infrequently listed on death certificates. Also, testing for seasonal influenza infections is not frequently performed, particularly among the elderly who are at greatest risk for seasonal influenza complications and death. Therefore, public health officials may not identify influenza-associated deaths in many instances; consequently, this surveillance system may underestimate the true impact of influenza-associated deaths in the state.

There were **20** pneumonia and influenza (P&I) mortality reports certified since the beginning of the 2019-2020 Influenza Season.

## Monthly P&I Mortality Reports

