



2011 Annual Report For Wyoming

**Submitted by:
Nebraska Regional Poison Center
Omaha, Nebraska**

**Nebraska Regional Poison Center is sponsored by:
The Nebraska Medical Center, University of Nebraska Medical Center,
and the Wyoming Department of Health Office of Emergency Medical Services**

2011 Staff

Medical Director

Ron Kirschner, MD

Managing Director

Kathy Jacobitz, RN, BSN, CSPI*

Assistant Medical Director

Claudia Barthold, MD

Public Education Coordinator

Joan McVoy, RN, CSPI*

Specialists in Poison Information

Karla Finnigan, RN, CSPI*

Chris Fladby, RN, CSPI*

Marlys Horky, RN, CSPI*

Julia Kimble, RN, BSN, CSPI*

Jean Lubbert, RN, CSPI*

Sandra Lurry, RN, CSPI*

Kristyn McEachen, RN, BSN, CSPI*

Andrea Paxton, RN, BSN, CSPI*

Marcia Rasmussen, RN, CSPI*

Julie Real, RN, BSN, CSPI*

Jennifer Rohda, RN

Karen Smith, RN, BSN, CSPI*

Julie Tomoser, RN, CSPI*

Connie Tschetter, RN, BSN, CSPI*

*AAPCC Certified Specialist in Poison Information

Nebraska Regional Poison Center

The Nebraska Regional Poison Center (NRPC) is committed to providing the highest quality of service for the citizens of Wyoming. It is certified as a regional poison center by the American Association of Poison Control Centers. NRPC and its programs are sponsored through collaborative support from the Wyoming Department of Health Office of Emergency Medical Services, The Nebraska Medical Center, University of Nebraska Medical Center, and the U.S. Department of Health and Human Services.

This report highlights services provided to Wyoming, the medical cost savings associated with the use of NRPC, quality improvement activities, and Wyoming's 2011 poisoning statistics.

24-Hour Emergency Telephone Service

The Nebraska Regional Poison Center operates an emergency telephone service 24 hours a day, seven days a week. It is staffed by a nationally-certified team of registered nurses and physicians, whose primary function is to assess and make treatment recommendations during possible poisonings. This service is available to both health care professionals and to the public. A medical toxicologist is always available to provide toxicology consultations as needed.

The following is a summary of Wyoming calls handled by NRPC in 2011:

- Handled 8,218 total calls in 2011
- 5660 calls were regarding human and animal poisoning exposures
- 2558 calls were for poison or drug information
- 6,631 follow-up calls were made by NRPC staff
- 57% of the poisoning exposures involved children less than 6 years of age
- 83% of poisoning exposures were unintentional; 14% were intentional; 2% were the result of an adverse reaction to a drug or food; and 1% due to contamination, tampering or malicious intent
- Commonly ingested items included medications, cosmetics/personal care products, household cleaning products, foreign bodies, and pesticides
- 71% of poisoning exposures were treated safely at home
- Medical toxicologists provided consultations with Wyoming healthcare providers on the treatment of 154 poisoned patients

Wyoming Public Education

Poison Center public education activities are organized by the education coordinator, Joan McVoy RN, CSPI. Each activity is designed to inform the public about the 24-hour emergency telephone service and to provide education on methods to prevent poisonings. The following is a summary of 2011 activities in Wyoming.

Educational Materials: The Poison Center distributed 41,254 poison prevention brochures, telephone stickers, magnets, and other educational materials throughout Wyoming. Pinky the Elephant (mascot costume) was used during 40 presentations. A poison prevention program was done in every county of Wyoming.

Videotape Loan Library: The Poison Center maintains a lending library of audio-visual programs for all age groups. In 2011, a total of 8,680 people in Wyoming viewed the programs. The following table represents a breakdown of program usage:

<u>Program Type</u>	<u>Number</u>
Primary (Preschool – Third Grade)	97
Intermediate (Fourth Grade – Jr High)	15
Adult (High School and Adults)	4
Total	116

Community Partners:

The University of Wyoming School of Pharmacy students gave 7 presentations in the Laramie area to an audience of 275.

Phyllis Lewis, University Extension Educator at the University of Wyoming in Worland, provided 32 presentations to an audience of 1,681 students in the counties of Washakie, Hot Springs, Big Horn and Park.

Suzie Delger RN, FNP, Nursing Coordinator, provided materials and information to the 74 school nurses across the state.

Wyoming Visit:

Joan McVoy, NRPC's education coordinator, visited Wyoming from September 19-September 27, 2011. Joan's presentations and meetings are summarized below.

- Visited the hospital emergency departments in Cheyenne, Laramie, Casper, Rawlins, Rock Springs and Jackson. She spoke with hospital staff and asked for feedback on NRPC's service. Poison prevention outreach materials were provided to each hospital.
- Met with instructors and pharmacy students at the University of Wyoming, School of Pharmacy. She conducted a training session for the pharmacy students on teaching poison prevention to children. The pharmacy students present poison prevention programs in Laramie elementary schools.

- The following presentations were provided in schools:
 - 2 presentations to a total of 120 students at Henderson Elementary in Cheyenne.
 - 3 presentations to a total of 137 students at Walnut Elementary in Rock Springs.
 - 1 presentation to 69 students at Overland Elementary in Rock Springs.
 - 1 presentation to 200 students at Jackson Elementary in Jackson.

- Distributed poison center brochures and magnets to several Wyoming pharmacies.

- Provided television interviews at:
 - KTWO in Casper
 - KCWY in Casper
 - KGWN in Cheyenne

Web Site: The Poison Center's web site is continuously updated with educational materials. The address is www.nebraskapoinson.com.

National Poison Prevention Week: Congress intended this event as a means for local communities to raise awareness of the dangers of accidental poisoning. In 2011, the Poison Center participated in the following activities:

- Public service announcements, radio, and newspaper interviews
- All childcare providers in Wyoming were sent postcards informing them of the poison center services and materials that are available to them.
- Proclamation by the Governor was signed for Poison Prevention Week.

Media Interviews: The Poison Center regularly sends public service announcements on poison topics to media throughout Wyoming. This generates radio and television interviews and newspaper articles. The subjects varied throughout the year: Poison prevention, carbon monoxide, spring cleaning, K2, summer hazards, boozy bears, study drugs, Halloween hazards, holiday hazards, turkey tips.

The following table lists NRPC staff's interviews with Wyoming media in 2011.

Date	Media Type	Agency	Topic
1/6/11	Radio	KTWO, Casper	Carbon Monoxide
1/7/11	Newspaper	Torrington Telegram, Torrington	Carbon Monoxide
1/7/11	Radio	Sheridan Media	Carbon Monoxide
1/10/11	Newspaper	Sheridan Press	Carbon Monoxide
1/12/11	Radio	Gap Broadcasting, Casper	Carbon Monoxide
1/12/11	Newspaper	Northern WY Daily News	Poster Contest Announcement
1/15/11	Newspaper	Northern WY Daily News	Carbon Monoxide
2/1/11	Radio	KTWO, Casper	K2
2/2/11	Television	KGWN, Cheyenne	Bath Salts
3/1/11	Newspaper	Northern WY Daily News	Poison Prevention Week
3/10/11	Radio	KTWO, Casper	Methamphetamine
3/15/11	Radio	KTWO, Casper	Poison Prevention Week
3/15/11	Radio	Gap Broadcasting, Casper	Poison Prevention Week

3/17/11	Newspaper	Cody Enterprise	Scorpion Stings
3/17/11	Radio	Sheridan Media	Poison Prevention Week
3/22/11	Newspaper	Extension Office Newsletter, Worland	Poison Prevention Week
4/1/11	Newspaper	Thermopolis Daily News	Thank You to the Poison Center
4/20/11	Radio	Gap Broadcasting, Casper	Spring Hazards
4/21/11	Radio	KTWO, Casper	Spring Hazards
5/5/11	Radio	KTWO, Casper	Spring Cleaning
6/23/11	Radio	Gap Broadcasting, Cheyenne	Summer Hazards
9/13/11	Radio	Gap Broadcasting, Cheyenne	Peppers
10/13/11	Radio	Gap Broadcasting, Cheyenne	Boozy Bears
10/25/11	Radio	Gap Broadcasting, Cheyenne	Halloween
11/14/11	Radio	Gap Broadcasting, Cheyenne	Turkey Tips
11/17/11	Newspaper	Thermopolis Independent Record	Turkey Tips
11/22/11	Radio	KOWB, Laramie	Turkey Tips
11/28/11	Radio	Gap Broadcasting, Cheyenne	Dangers of Study Drugs
11/29/11	Radio	KTWE, Thermopolis	Dangers of Study Drugs
12/12/11	Radio	Gap Broadcasting, Cheyenne	Holiday Hazards

Poisoning Data Collection

The Nebraska Regional Poison Center submits all of Wyoming's poisoning data to the American Association of Poison Control Centers. This data is used both nationally and locally to target poison prevention efforts, to improve poisoning treatment, and to identify poisoning trends.

Professional Education

The Nebraska Regional Poison Center contributes regularly to health care professionals' knowledge in the area of clinical toxicology. The medical director writes periodic clinical toxicology updates for emergency department staff. These are faxed to all Wyoming hospital emergency departments and posted on NRPC's web site.

Hazardous Material Incidents/Terrorism

The Nebraska Regional Poison Center assists first responders, hospitals, and the public during hazardous material incidents. The center also assists with planning and response for chemical, biological, radiological, and nuclear (CBRN) incidents by:

- ◆ Providing immediate CBRN treatment information to health care professionals and the public on a 24-hour basis
 - NRPC staff have received specialized training on CBRN agents
 - NRPC houses an extensive reference library on CBRN agents
- ◆ Providing educational presentations to health care professionals on recognition and management of CBRN agents
- ◆ Assisting the Wyoming Department of Health with surveillance
- ◆ Tracking pharmaceutical capabilities in Wyoming and assisting in the transfer of antidotes between hospitals

An Estimate of Medical Cost Savings From Poison Center Services

The Nebraska Regional Poison Center reduces medical costs associated with treatment of poisoning by decreasing the inappropriate use of emergency departments and by preventing poisoning case progression through early intervention. In addition, NRPC reduces costs by preventing poisonings.

The following shows how NRPC reduced the cost of poisonings in Wyoming in 2011:

Average estimated cost for emergency department poisoning evaluations = \$1245

If Wyoming did not have a poison center, theoretically, all callers in 2011 would have visited an emergency department.

Human poison exposures in 2011 = 5,469

Total cost of emergency department visits = 6,808,905

The majority of exposures were managed safely at home by Wyoming's poison center. In 2011, 3,882 poisoning exposures were managed on-site in a non-health care facility.

The cost savings from the prevention of unnecessary emergency department visits is:
 $3,882 \times \$1,245 = \$4,833,090$

In 2011, the State of Wyoming reduced the cost of poisonings by 71%, resulting in savings of at least **4.8 million dollars**. For every dollar spent on poison center services by the State of Wyoming, there is a return of **one hundred six dollars** in saved health care costs to the consumer. This estimate does not incorporate savings resulting from poison prevention efforts throughout Wyoming, increased efficiency in medical management of poisonings, or reductions in ambulance and inpatient care utilization.

2011 Quality Improvement Report

Case Audit:

Case audit is an important component of the Nebraska Regional Poison Center's quality improvement program. All call records are audited daily by Certified Specialists in Poison Information or the Managing Director. Each case is reviewed to determine whether the call was handled appropriately, to check calculation accuracy and documentation completeness. The purpose of auditing is three-fold:

1. Quality Assurance - to ensure proper case management.
2. Education - to help the employee learn from mistakes or learn how a case might have been handled better. The audit is also used to commend the individual when cases are handled well.
3. Data Collection - to maintain a complete and accurate database of poisoning cases.

Calculation Errors: All assessment calculations are checked for accuracy. If the auditor identifies a calculation error, that case is forwarded to the Managing Director who gives a Calculation Error Report to the Specialist. The error report summarizes the case history, identifies the specific calculation error, and lists what the correct calculation should be. The Managing Director uses the sheets as a teaching tool, especially for new Specialists, to discuss calculations that they may not understand. The error reports are also used to identify calculations that need to be focused on during orientation of new staff. Calculation errors are tracked and integrated into Specialists' performance evaluations.

In 2011, the Wyoming calculation error rate was 0.02% (2 errors out of 8,218 calls handled). None of the calculation errors resulted in case mismanagement.

Management Errors: All cases are evaluated for appropriateness of case management. Most cases are audited the same day of the call, and the auditor takes immediate action to optimize patient outcome when a mismanaged case is identified. Deviation from appropriate case management or follow-up results in a management error. Deviation from medical director-approved clinical triage/treatment protocols (unless the case has been discussed with the on-call toxicologist) results in a management error. Failure to do follow-ups at the time stipulated by the clinical protocol is also considered an error. If the auditor identifies an error, the case is forwarded to the Managing Director who gives a Management Error Report to the Specialist and discusses the case with the Specialist as needed. Management errors are tracked and integrated into Specialists' performance evaluations. The error reports have been used to identify problem areas in case management, which are then discussed with staff. The errors have also stimulated the development of new or revised protocols.

In 2011, there were no Wyoming management errors.

2011 Quality Improvement Report

Additional Quality Assurance Activities:

In addition to the regular audit process, all Wyoming hospitalized cases are reviewed by the Medical Director, Dr. Ronald Kirschner. Feedback is then provided to the staff regarding management of those cases. Also, Dr. Kirschner and Dr. Barthold do regular “rounds” with NRPC staff, which is a discussion of the hospitalized cases being followed by staff. The “rounds” involve interactive discussion of the treatment plan and essential information needed during case follow-up.

The Nebraska Regional Poison Center conducted client satisfaction surveying in 2011. Surveys were periodically sent to a random portion of non-health care professional callers. Results are used to monitor overall satisfaction with NRPC. A scale from one (poor) to six (excellent) is used.

Satisfaction Parameter	2011 Average Score
Courtesy	5.92
Clarity of Communication	5.90
Completeness of Information Provided	5.93
Overall Satisfaction With Service Provided	5.96

Continuing education contributes to quality assurance by providing up-to-date toxicology information for NRPC staff. Clinical presentations are provided by specialists in poison information, the medical directors, and various guest speakers. The following topics were presented to staff in 2011:

Date	Topic	Presenter
1/18/11	Cardiac Drugs, Part One Quinine Hazardous Materials Incident	Ron Kirschner, MD Chris Fladby, RN Kathy Jacobitz, RN
2/15/11	Cardiac Drugs, Part Two Aspirin HazMat Tabletop	Ron Kirschner, MD Jean Lubbert, RN Claudia Barthold, MD
3/17/11	Overview of Plants, Mushrooms, & Food Poisoning	Ron Kirschner, MD
4/14/11	Radiation for the Poison Center Provider Toxicology Bowl	Claudia Barthold, MD Marcia Rasmussen, RN
5/12/11	Highlights of the European Toxicology Meeting HazMat Discussion	Ron Kirschner, MD Kathy Jacobitz, RN
7/7/11	Overview of Nebraska's Public Health Hotline Fatality Cases, Part One HazMat Discussion	Karen Smith, RN Ron Kirschner, MD Kathy Jacobitz, RN
8/4/11	Fatality Cases, Part Two Bupropion Marine Envenomations	Ron Kirschner, MD Julie Tomoser, RN Marlys Horky, RN
9/1/11	NACCT Posters Tapentadol Trends in Public Education	Ron Kirschner, MD Julia Kimble, RN Joan McVoy, RN
9/29/11	North American Congress of Clinical Toxicology Highlights Ricin HazMat Exercise	Ron Kirschner, MD Sandra Lurry, RN Kathy Jacobitz, RN

10/25/11	2011 North American Congress of Clinical Toxicology Highlights	Ron Kirschner, MD Karen Smith, RN & Claudia Barthold, MD
11/22/11	Vilazodone Carbon Monoxide Methadone/Buprenorphine	Connie Tschetter, RN Mark Kraft, Pharm.D. Candidate Ron Kirschner, MD

Wyoming 2011 Calls By County

County	Calls	Percent
Laramie	1,266	15.41%
Natrona	1,194	14.53%
Fremont	923	11.23%
Sweetwater	718	8.74%
Campbell	572	6.96%
Park	488	5.94%
Albany	449	5.46%
Sheridan	389	4.73%
Uinta	305	3.71%
Unknown	266	3.24%
Carbon	226	2.75%
Big Horn	215	2.62%
Lincoln	201	2.45%
Converse	168	2.04%
Teton	154	1.87%
Washakie	116	1.41%
Goshen	111	1.35%
Weston	104	1.27%
Sublette	87	1.06%
Platte	72	0.88%
Crook	65	0.79%
Johnson	59	0.72%
Hot Springs	52	0.63%
Niobrara	18	0.22%
Total	8,218	100%

Wyoming 2011 Calls From Health Care Facilities

Site of Caller	Number	Percent
Casper Wyoming Medical Center	171	18.4%
Cheyenne Regional Medical Center	107	11.5%
Riverton Memorial Hospital	74	8.0%
Gillette Campbell County Hospital	71	7.7%
Rock Springs Memorial Hospital of Sweetwater County	60	6.5%
Lander Lander Valley Medical Center	58	6.3%
Laramie Iverson Memorial Hospital	54	5.8%
Evanston IHC Regional Hospital	46	5.0%
Rawlins Memorial Hospital of Carbon County	38	4.1%
Cody West Park Hospital	30	3.2%
Sheridan Memorial Hospital	30	3.2%
Lovell North Big Horn Hospital	22	2.4%
Douglas Converse County Hospital	21	2.3%
Wheatland Platte County Hospital	16	1.7%
Afton Star Valley Hospital	14	1.5%
Powell Powell Hospital	13	1.4%
Torrington Community Hospital	13	1.4%
Thermopolis Hot Springs County	12	1.3%
Kemmerer South Lincoln Medical Center	12	1.3%
Jackson St. John's Hospital	11	1.2%
Newcastle Weston County Hospital	9	1.0%
Worland Washakie Memorial Hospital	9	1.0%
Buffalo Johnson County Memorial Hospital	7	0.8%
Sheridan VA Medical Center	7	0.8%
Casper Mountain View Hospital	6	0.6%
Cheyenne VA Medical Center	6	0.6%
Basin South Big Horn Hospital	5	0.5%
Sundance Crook County Hospital	3	0.3%
Lusk Niobrara County Hospital	2	0.2%
Total	927	100%

Wyoming 2011 Patient Referrals To Health Care Facilities

Site of Referral	Number	Percent
Cheyenne Regional Medical Center	46	17.0%
Casper Wyoming Medical Center	41	15.2%
Gillette Campbell County Hospital	23	8.5%
Rock Springs Memorial Hospital of Sweetwater County	21	7.8%
Laramie Iverson Memorial Hospital	20	7.4%
Lander Lander Valley Medical Center	18	6.7%
Evanston IHC Regional Hospital	16	5.9%
Riverton Memorial Hospital	15	5.6%
Sheridan Memorial Hospital	12	4.4%
Jackson St. John's Hospital	9	3.3%
Powell Powell Hospital	6	2.2%
Douglas Converse County Hospital	6	2.2%
Rawlins Memorial Hospital of Carbon County	5	1.9%
Torrington Community Hospital	5	1.9%
Kemmerer South Lincoln Medical Center	5	1.9%
Wheatland Platte County Hospital	3	1.1%
Worland Washakie Memorial Hospital	3	1.1%
Sundance Crook County Hospital	3	1.1%
Lovell North Big Horn Hospital	3	1.1%
Sheridan VA Medical Center	2	0.7%
Casper Mountain View Hospital	2	0.7%
Afton Star Valley Hospital	2	0.7%
Cody West Park Hospital	2	0.7%
Thermopolis Hot Springs Hospital	1	0.4%
Newcastle Weston County Hospital	1	0.4%
Buffalo Johnson County Hospital	0	0.0%
Cheyenne VA Medical Center	0	0.0%
Lusk Niobrara County Hospital	0	0.0%
Basin South Big Horn Hospital	0	0.0%
Total	270	100%

Wyoming 2011 Top Ten Substances: Drug

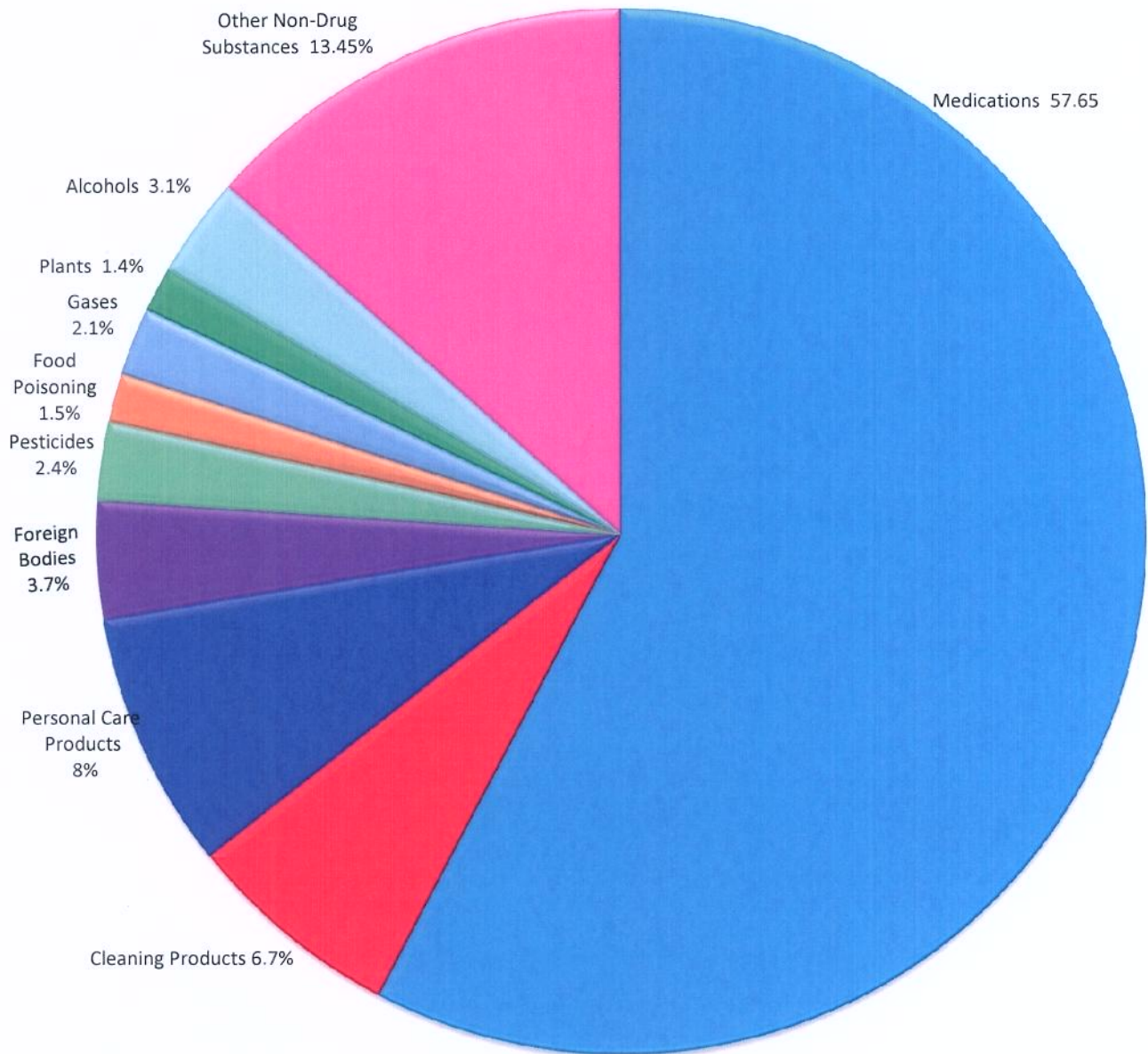
Substance	Number	% Of Total
Analgesics	824	12.6%
Ibuprofen	266	
Acetaminophen	190	
Acetaminophen (Combined With Other Drugs)	172	
Aspirin-Containing Drugs	46	
Sedative Hypnotics/Anxiolytics	290	4.4%
Antidepressants	278	4.3%
Topicals	270	4.1%
Diaper Care/Rash Products	118	
Hydrogen Peroxide	32	
Topical Steroid	25	
Antihistamines	224	3.4%
Cold & Cough Preparations	208	3.2%
Vitamins	189	2.9%
Cardiovascular Drugs	162	2.5%
ACE Inhibitors	34	
Beta Blockers	33	
Antihyperlipidemic	26	
Antimicrobials	151	2.3%
Antibiotics	110	
Gastrointestinal Preparations	149	2.3%
Antacids	54	
Laxatives	55	

Wyoming 2011

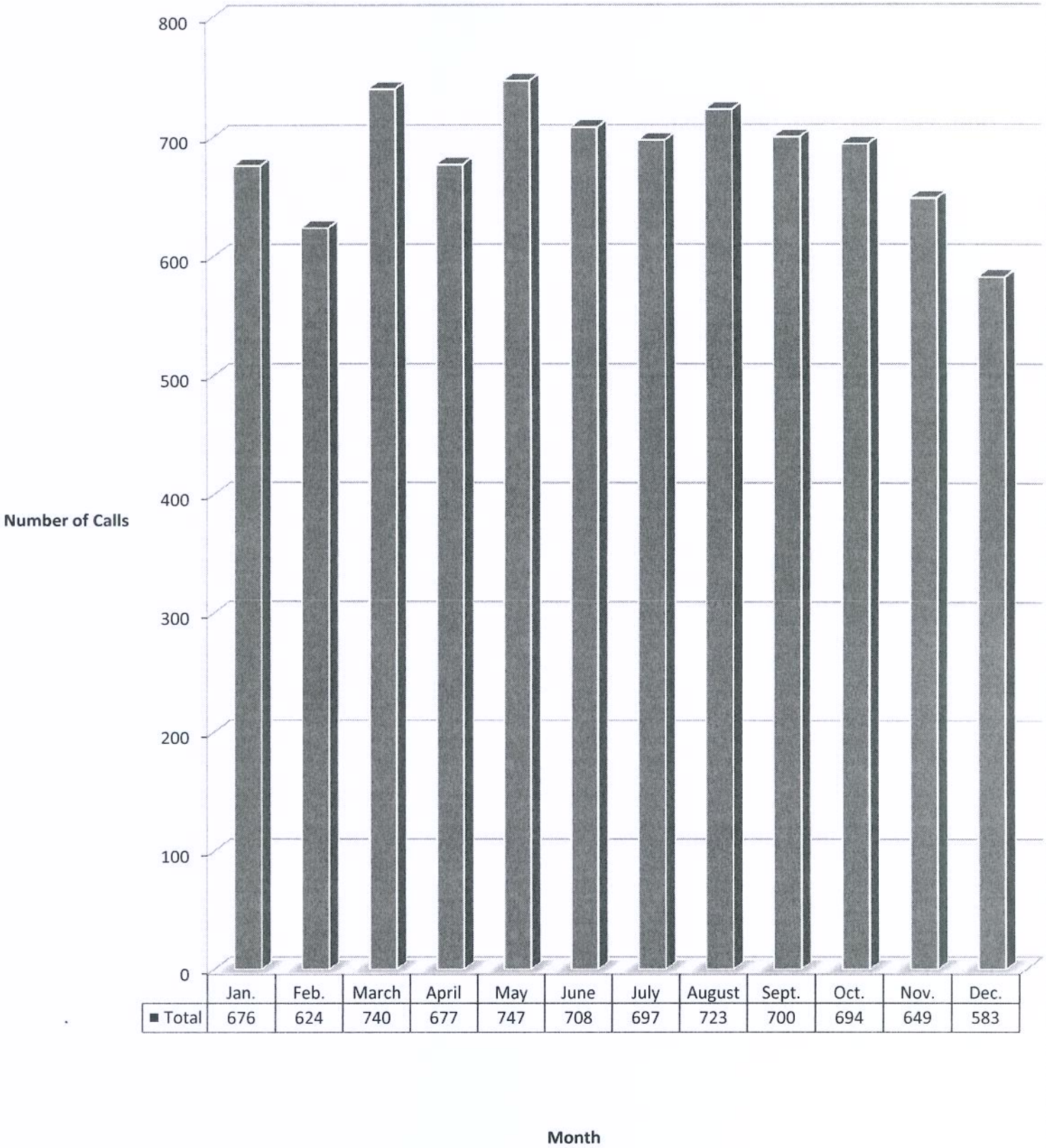
Top Ten Substances: Non-Drug

Substance	Number	% Of Total
Cosmetics & Personal Care Products	520	8.0%
Dental Care Products	87	
Nail Care Products	72	
Cream/Lotion/Makeup	57	
Deodorant	53	
Cleaning Substances (Household)	438	6.7%
Bleaches	69	
Automatic Dishwasher Detergents	58	
Wall/Floor/Tile Cleaners	46	
Disinfectants	34	
Foreign Bodies	242	3.7%
Desiccants	78	
Glow products	69	
Alcohols	200	3.1%
Ethanol	160	
Isopropanol	8	
Pesticides	154	2.4%
Insecticides	65	
Rodenticides	39	
Repellents	25	
Gases	135	2.1%
Carbon Monoxide	53	
Chlorine/Chloramine	39	
Hydrocarbons	123	1.9%
Gasoline	52	
Lubricating oil/motor oil	25	
Chemicals	104	1.6%
Food Products/Food Poisoning	95	1.5%
Plants	92	1.4%
Oxalate	24	
Non-toxic	18	

2011 Wyoming Exposures by Substance



2011 Wyoming Call Volume By Month



2011 Wyoming Calls By Day Of The Week

Number of Calls

1,300

1,250

1,200

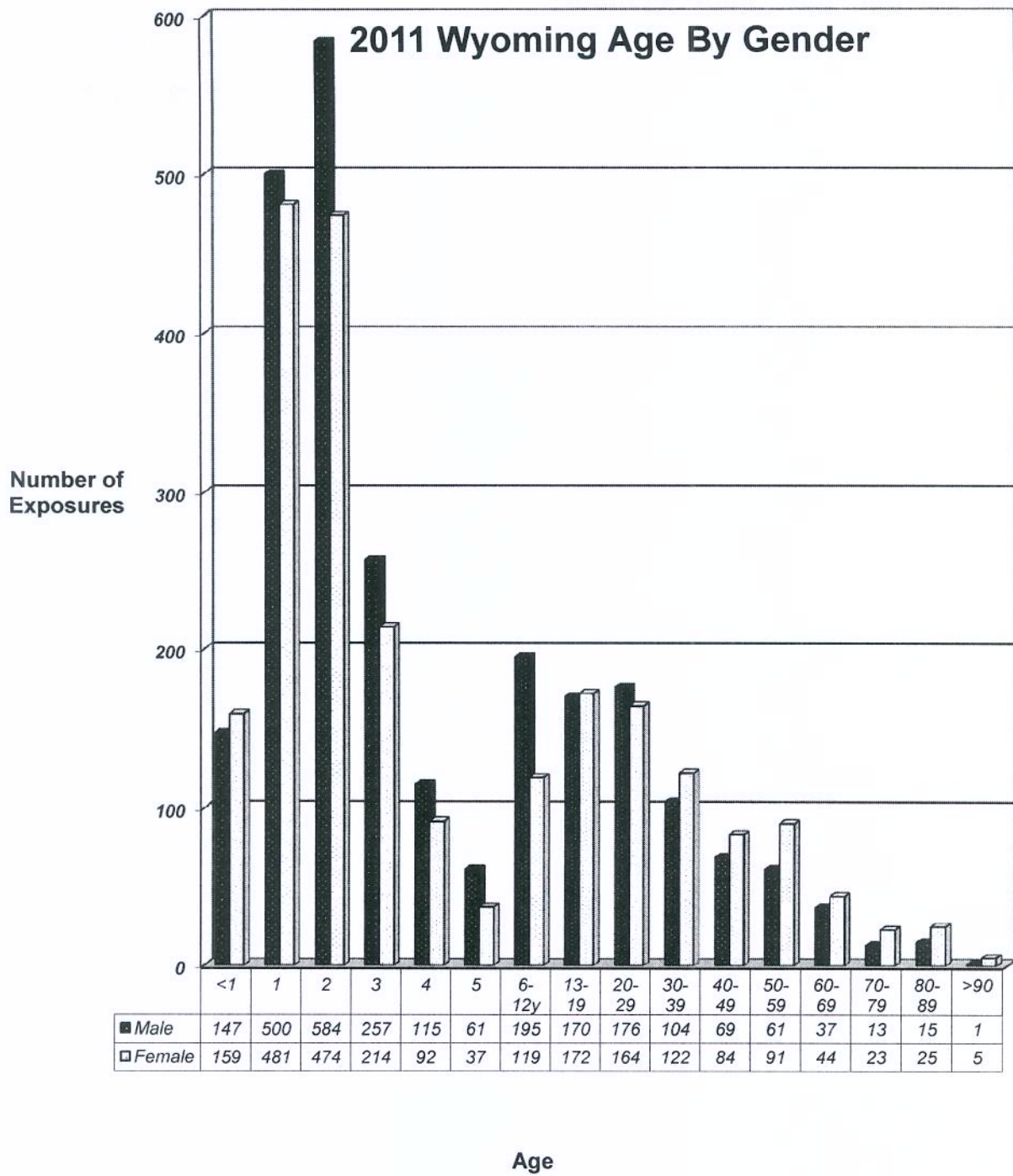
1,150

1,100

1,050

1,000

	Sunday	Monday	Tuesday	Wed.	Thursday	Friday	Sat.
Total	1,094	1,172	1,219	1,210	1,258	1,120	1,146



2011 Wyoming Poisoning Fatalities

Reason	Age	Gender	Substances
Intentional Suspected Suicide	25	Male	Amitriptyline
Intentional Abuse	20	Male	Oxymorphone, Alprazolam, Citalopram, Carisoprodol, Zolpidem, Clonazepam, Synthetic Cannabinoid

Wyoming 2011

Call Type

Exposures	Non-Industry Cases		Industry Cases		Total	
	Number	Col %	Number	Col %	Number	Col %
Human	5,469	66.55	0	0.00	5,469	66.55
Animal	191	2.32	0	0.00	191	2.32
Subtotal	5,660	68.87	0	0.00	5,660	68.87
Confirmed Nonexposure						
Human	26	0.32	0	0.00	26	0.32
Animal	0	0.00	0	0.00	0	0.00
Subtotal	26	0.32	0	0.00	26	0.32
Information						
Drug identification	1,967	23.94	0	0.00	1,967	23.94
Drug information	225	2.74	0	0.00	225	2.74
Environmental information	31	0.38	0	0.00	31	0.38
Medical information	40	0.49	0	0.00	40	0.49
Occupational information	2	0.02	0	0.00	2	0.02
Poison information	69	0.84	0	0.00	69	0.84
Substance Abuse	23	0.28	0	0.00	23	0.28
Teratogenicity information	6	0.07	0	0.00	6	0.07
Other information	3	0.04	0	0.00	3	0.04
Administrative	7	0.09	0	0.00	7	0.09
Caller Referred	2	0.02	0	0.00	2	0.02
Prevention / Safety / Education	157	1.91	0	0.00	157	1.91
Subtotal	2,532	30.81	0	0.00	2,532	30.81
Total	8,218	100.00	0	0.00	8,218	100.00

Wyoming

2011

	Month by Call Type											
	Exposures			Confirmed Nonexposures			Information/Other Calls			Total		
	No	Ave/Day	Row %	No	Ave/Day	Row %	No	Ave/Day	Row %	No	Ave/Day	Col %
2011												
January	458	14.77	67.75	3	.10	0.44	215	6.94	31.80	676	21.81	8.23
February	450	16.07	72.12	1	.04	0.16	173	6.18	27.72	624	22.29	7.59
March	480	15.48	64.86	1	.03	0.14	259	8.35	35.00	740	23.87	9.00
April	450	15.00	66.47	1	.03	0.15	226	7.53	33.38	677	22.57	8.24
May	504	16.26	67.47	0	.00	0.00	243	7.84	32.53	747	24.10	9.09
June	491	16.37	69.35	4	.13	0.56	213	7.10	30.08	708	23.60	8.62
July	495	15.97	71.02	1	.03	0.14	201	6.48	28.84	697	22.48	8.48
August	519	16.74	71.78	3	.10	0.41	201	6.48	27.80	723	23.32	8.80
September	464	15.47	66.29	2	.07	0.29	234	7.80	33.43	700	23.33	8.52
October	492	15.87	70.89	4	.13	0.58	198	6.39	28.53	694	22.39	8.44
November	437	14.57	67.33	3	.10	0.46	209	6.97	32.20	649	21.63	7.90
December	420	13.55	72.04	3	.10	0.51	160	5.16	27.44	583	18.81	7.09
Subtotal	5,660	15.51	68.87	26	.07	0.32	2,532	6.94	30.81	8,218	22.52	100.00
Total	5,660	15.51	68.87	26	.07	0.32	2,532	6.94	30.81	8,218	22.52	100.00

Wyoming

2011

	Human Exposures		Animal Exposures		Confirmed NonExp		Information		Invalid/Missing		Total	
	No	Col %	No	Col %	No	Col %	No	Col %	No	Col %	No	Col %
Own residence	4,009	73.30	172	90.05	21	80.77	2,161	85.35	0	0.00	6,363	77.43
Other residence	110	2.01	1	0.52	0	0.00	13	0.51	0	0.00	124	1.51
Workplace	73	1.33	1	0.52	0	0.00	73	2.88	0	0.00	147	1.79
Health care facility	1049	19.18	0	0.00	5	19.23	83	3.28	0	0.00	1,137	13.84
School	21	0.38	0	0.00	0	0.00	123	3.70	0	0.00	146	1.59
Restaurant / food service	0	0.00	0	0.00	0	0.00	1	0.04	0	0.00	1	0.01
Public area	14	0.26	2	1.05	0	0.00	2	0.08	0	0.00	18	0.22
Other	185	3.38	15	7.85	0	0.00	94	3.71	0	0.00	294	3.58
Unknown	8	0.15	0	0.00	0	0.00	86	3.40	0	0.00	94	1.14
Total	5,469	66.55	191	2.32	26	0.32	2,532	30.81	0	0.00	8,218	100.00

Call Site by Call Type

Wyoming

2011

Hour	Day of Week by Hour							Saturday		Inv/Missing		Total			
	Sunday	Monday	Tuesday	Wednesday	Thursday	Friday	Saturday	No.	Col.%	No.	Col.%	No.	Row% Avail/Hour		
00	36	3.29	40	3.28	37	3.06	40	3.18	27	2.41	23	2.01	240	3.09	41
01	23	2.10	21	1.79	28	2.30	24	1.98	23	2.23	33	2.88	177	1.92	25
02	19	1.74	15	1.28	20	1.64	14	1.16	13	1.16	14	1.22	106	1.50	20
03	15	1.37	11	0.94	6	0.49	11	0.91	9	0.80	12	1.05	72	0.90	12
04	9	0.82	13	1.11	6	0.49	1	0.08	11	0.87	4	1.05	56	0.66	9
05	8	0.73	6	0.51	5	0.41	10	0.83	10	0.89	16	1.40	55	0.70	9
06	3	0.27	6	0.51	6	0.49	6	0.50	5	0.45	5	0.44	36	0.61	8
07	7	0.64	13	1.07	13	1.07	15	1.24	6	0.48	9	0.79	68	0.86	11
08	19	1.74	32	2.73	14	1.15	22	1.82	23	2.50	14	1.22	152	1.86	24
09	32	2.93	47	4.01	39	3.20	53	4.38	38	3.39	37	3.23	282	2.98	39
10	36	3.29	61	5.20	53	4.35	53	4.38	64	5.09	53	4.63	366	4.13	54
11	66	6.03	61	5.20	65	5.33	70	5.79	64	5.09	51	4.45	446	5.25	69
12	44	4.02	67	5.72	63	5.17	63	5.21	72	5.72	69	6.03	440	5.05	66
13	61	5.58	52	4.44	67	5.50	65	5.37	70	5.56	69	6.03	460	5.38	71
14	64	5.85	51	4.35	68	5.58	65	5.37	78	6.20	58	5.07	461	5.21	68
15	59	5.39	75	6.40	74	6.07	60	4.96	76	6.04	72	6.29	480	5.97	78
16	63	5.76	78	6.66	63	5.17	59	4.88	73	5.80	69	6.03	482	6.24	82
17	76	6.95	61	5.20	76	6.23	78	6.45	68	5.41	78	6.81	502	5.55	73
18	68	6.22	90	7.68	91	7.47	103	8.51	91	7.23	78	6.81	596	7.46	98
19	78	7.13	85	7.25	89	7.71	89	7.36	110	8.74	95	8.30	634	7.98	105
20	87	7.95	98	8.36	103	8.45	106	8.76	98	7.79	69	6.03	641	7.32	96
21	91	8.32	77	6.57	91	7.47	84	6.94	105	8.35	71	6.20	600	7.89	104
22	79	7.22	74	6.31	70	5.74	68	5.62	76	6.04	85	7.42	504	6.30	83
23	51	4.66	47	4.01	64	5.25	54	4.46	50	3.97	53	4.63	362	5.20	68
Total	1,094	13.31	1,172	14.26	1,219	14.83	1,210	14.72	1,258	15.31	1,120	13.63	8,218	100.00	1,314

Center Name: Nebraska Regional Poison Center

AAPCC Toxic Exposure Surveillance System (TESS)

**Wyoming
2011**

	Exposure Site	
	Number	Col %
Own residence	4,744	86.74
Other residence	189	3.46
Workplace	185	3.38
Health care facility	23	0.42
School	87	1.59
Restaurant / food service	7	0.13
Public area	52	0.95
Other	77	1.41
Unknown	105	1.92
Total	5,469	100.00

Wyoming
2011

	Number	Reason Col %
Unintentional		
General	3,376	61.73
Environmental	153	2.80
Occupational	165	3.02
Therapeutic error	559	10.22
Misuse	150	2.74
Bite / sting	71	1.30
Food poisoning	45	0.82
Unknown	2	0.04
Total: Unintentional	4,521	82.67
Intentional		
Suspected suicide	455	8.32
Misuse	145	2.65
Abuse	125	2.29
Unknown	36	0.66
Total: Intentional	761	13.91
Other		
Contamination / tampering	16	0.29
Malicious	18	0.33
Withdrawal	6	0.11
Total: Other	40	0.73
Adverse reaction		
Drug	110	2.01
Food	7	0.13
Other	11	0.20
Total: Adverse reaction	128	0.06
Unknown		
Unknown reason	19	0.35
Total: Unknown	19	0.35
Total	5,469	100.00

Wyoming

2011

	Reason by Age (Adults in Decades)											Total				
	<6	6-12	13-19	20-29	30-39	40-49	50-59	60-69	70-79	80-89	>=90		Child	Adult Unknown	Invalid	
Unintentional																
General	2,924	155	47	35	17	13	7	7	9	10	3	7	140	2	0	3,376
Environmental	34	16	6	11	7	4	8	4	3	0	0	7	53	0	0	153
Occupational	0	0	6	31	25	15	10	3	1	0	0	0	74	0	0	165
Therapeutic error	135	84	33	31	24	25	31	37	11	19	3	0	124	2	0	559
Misuse	5	21	17	15	11	7	9	4	2	4	0	0	54	1	0	150
Bite / sting	12	6	5	5	10	5	4	5	2	0	0	0	15	2	0	71
Food poisoning	13	7	2	3	2	1	3	0	0	0	0	0	14	0	0	45
Unknown	0	0	0	0	1	0	0	0	0	0	0	0	1	0	0	2
Subtotal	3,123	289	116	131	97	70	72	60	28	33	6	14	475	7	0	4,521
Intentional																
Suspected suicide	0	1	108	112	82	60	45	7	3	3	0	0	33	1	0	455
Misuse	3	11	30	34	13	10	11	7	1	0	0	0	25	0	0	145
Abuse	1	4	55	30	11	6	6	1	0	0	0	0	10	1	0	125
Unknown	0	4	9	8	6	1	3	1	0	0	0	0	4	0	0	36
Subtotal	4	20	202	184	112	77	65	16	4	3	0	0	72	2	0	761
Other																
Contamination / tampering	2	4	4	1	2	0	0	0	0	0	0	0	3	0	0	16
Malicious Withdrawal	0	1	4	1	0	0	2	0	0	1	0	0	9	0	0	18
Subtotal	3	5	8	4	2	0	3	0	0	1	0	0	14	0	0	40
Adverse reaction																
Drug	10	3	13	16	10	4	10	3	3	3	0	0	34	1	0	110
Food	2	0	0	1	0	0	0	0	1	0	0	0	3	0	0	7
Other	1	0	0	2	2	1	0	1	0	0	0	0	4	0	0	11
Subtotal	13	3	13	19	12	5	10	4	4	3	0	0	41	1	0	128
Unknown																
Unknown reason	1	1	5	2	3	1	2	1	0	0	0	0	3	0	0	19
Subtotal	1	1	5	2	3	1	2	1	0	0	0	0	3	0	0	19
Total	3,144	318	344	340	226	153	152	81	36	40	6	14	605	10	0	5,469

Wyoming

2011

Acute/Chronic

	Number	Col%
Acute	4,660	85.21
Acute-on-chronic	559	10.22
Chronic	174	3.18
Unknown	76	1.39
Total	5,469	100.00

Wyoming

2011

Route of Exposure

	Number	Col %
Ingestion	4,636	78.96
Inhalation/nasal	366	6.23
Aspiration	3	0.05
Ocular	264	4.50
Dermal	452	7.70
Bite/sting	72	1.23
Parenteral	51	0.87
Rectal	0	0.00
Otic	10	0.17
Vaginal	4	0.07
Other	4	0.07
Unknown	9	0.15
Total	5,871	100.00

Wyoming
2011

Route of Exposure by Management Site

Route	Non-HCF		HCF		Other		Refused Referral		Unknown		Invalid/Missing		Total*	
	No	Row %	No	Row %	No	Row %	No	Row %	No	Row %	No	Row %	No	Col %
Ingestion	3,463	74.70	1,025	22.11	54	1.16	89	1.92	5	0.11	0	0.00	4,636	78.96
Inhalation/nasal	192	52.46	148	40.44	5	1.37	21	5.74	0	0.00	0	0.00	366	6.23
Aspiration (with ingestion)	0	0.00	3	100.00	0	0.00	0	0.00	0	0.00	0	0.00	3	0.05
Ocular	114	43.18	120	45.45	9	3.41	19	7.20	2	0.76	0	0.00	264	4.50
Dermal	342	75.66	93	20.58	4	0.88	12	2.65	1	0.22	0	0.00	452	7.70
Bite/sting	34	47.22	34	47.22	1	1.39	3	4.17	0	0.00	0	0.00	72	1.23
Parenteral	14	27.45	30	58.82	2	3.92	3	5.88	2	3.92	0	0.00	51	0.87
Rectal	0	0.00	0	0.00	0	0.00	0	0.00	0	0.00	0	0.00	0	0.00
Otic	2	20.00	6	60.00	0	0.00	2	20.00	0	0.00	0	0.00	10	0.17
Vaginal	4	100.00	0	0.00	0	0.00	0	0.00	0	0.00	0	0.00	4	0.07
Other	0	0.00	4	100.00	0	0.00	0	0.00	0	0.00	0	0.00	4	0.07
Unknown	1	11.11	8	88.89	0	0.00	0	0.00	0	0.00	0	0.00	9	0.15
Total	4,166	70.96	1,471	25.06	75	1.28	149	2.54	10	0.17	0	0.00	5,871	100.00

*Total refers to total number of routes, not total number of patients

Wyoming
2011

Management Site	Number	Percent
Managed on site/nonhealth care facility	3,882	70.98
Managed in healthcare facility		
Treated/evaluated and released	766	14.01
Admitted to critical care unit	178	3.25
Admitted to noncritical care unit	238	4.35
Admitted to psychiatric facility	85	1.55
Patient lost to follow-up/left AMA	102	1.87
Unspecified level of care	0	0.00
Subtotal	1,369	25.03
Other	71	1.30
Refused referral	137	2.51
Unknown	10	0.18
Total	5,469	100.00

	Patient Already in HCF			Patient Referred by Poison Center			Total
	Number	Row %	Col %	Number	Row %	Col %	
Treated/evaluated and released	567	74.02	54.21	199	25.98	43.26	766
Admitted to critical care unit	162	91.01	15.49	16	8.99	3.48	178
Admitted to noncritical care unit	213	89.50	20.36	25	10.50	5.43	238
Admitted to psychiatric facility	68	80.00	6.50	17	20.00	3.70	85
Patient lost to follow-up/left AMA	36	35.29	3.44	66	64.71	14.35	102
Refused referral	0	0.00	0.00	137	100.00	29.78	137
Unspecified level of care	0	0.00	0.00	0	0.00	0.00	0
Total	1,046	69.46	100.00	460	30.54	100.00	1,506

Wyoming 2011

	Reason by Gender						Total	
	Male		Female		Unknown			
	No	Row %	No	Row %	No	Row %		
Unintentional								
General	1,794	53.14	1,567	46.42	15	51.72	3,376	61.73
Environmental	55	35.95	93	60.78	5	17.24	153	2.80
Occupational	119	72.12	46	27.88	0	0.00	165	3.02
Therapeutic error	256	45.80	297	53.13	6	20.69	559	10.22
Misuse	85	56.67	65	43.33	0	0.00	150	2.74
Bite / sting	40	56.34	31	43.66	0	0.00	71	1.30
Food poisoning	25	55.56	19	42.22	1	3.45	45	0.82
Unknown	0	0.00	2	100.00	0	0.00	2	0.04
Subtotal	2,374	52.51	2,120	46.89	27	0.60	4,521	82.67
Intentional								
Suspected suicide	165	36.26	290	63.74	0	0.00	455	8.32
Misuse	84	57.93	59	40.69	2	6.90	145	2.65
Abuse	85	68.00	40	32.00	0	0.00	125	2.29
Unknown	20	55.56	16	44.44	0	0.00	36	0.66
Subtotal	354	46.52	405	53.22	2	0.26	761	13.91
Other								
Contamination / tampering	4	25.00	12	75.00	0	0.00	16	0.29
Malicious	10	55.56	8	44.44	0	0.00	18	0.33
Withdrawal	4	66.67	2	33.33	0	0.00	6	0.11
Subtotal	18	45.00	22	55.00	0	0.00	40	0.73
Adverse reaction								
Drug	40	36.36	70	63.64	0	0.00	110	2.01
Food	3	42.86	4	57.14	0	0.00	7	0.13
Other	4	36.36	7	63.64	0	0.00	11	0.20
Subtotal	47	36.72	81	63.28	0	0.00	128	2.34
Unknown								
Unknown reason	10	52.63	9	47.37	0	0.00	19	0.35
Total	2,803	51.25	2,637	48.22	29	0.53	5,469	100.00

**Wyoming
2011**

Age by Gender

	Male		Female		Unknown		Invalid/Missing		Total		Cumulative Total	
	No	Row %	No	Row %	No	Row %	No	Row %	No	Col %	No	Cum %
Children (<20 years)												
< 1	147	47.88	159	51.79	1	0.33	0	0.00	307	5.61	307	5.61
1 year	500	50.81	481	48.88	3	0.30	0	0.00	984	17.99	1,291	23.61
2 years	584	55.04	474	44.67	3	0.28	0	0.00	1,061	19.40	2,352	43.01
3 years	257	54.33	214	45.24	2	0.42	0	0.00	473	8.65	2,825	51.65
4 years	115	54.50	92	43.60	4	1.90	0	0.00	211	3.86	3,036	55.51
5 years	61	62.24	37	37.76	0	0.00	0	0.00	98	1.79	3,134	57.30
Unknown <= 5 years	5	50.00	5	50.00	0	0.00	0	0.00	10	0.18	3,144	57.49
Child 6-12 years	195	61.32	119	37.42	4	1.26	0	0.00	318	5.81	3,462	63.30
Teen 13-19 years	170	49.42	172	50.00	2	0.58	0	0.00	344	6.29	3,806	69.59
Unknown child	5	35.71	4	28.57	5	35.71	0	0.00	14	0.26	3,820	69.85
Subtotal	2,039	53.38	1,757	45.99	24	0.63	0	0.00	3,820	69.85	3,820	69.85
Adults (>=20 years)												
20-29 years	176	51.76	164	48.24	0	0.00	0	0.00	340	6.22	4,160	76.07
30-39 years	104	46.02	122	53.98	0	0.00	0	0.00	226	4.13	4,386	80.20
40-49 years	69	45.10	84	54.90	0	0.00	0	0.00	153	2.80	4,539	83.00
50-59 years	61	40.13	91	59.87	0	0.00	0	0.00	152	2.78	4,691	85.77
60-69 years	37	45.68	44	54.32	0	0.00	0	0.00	81	1.48	4,772	87.26
70-79 years	13	36.11	23	63.89	0	0.00	0	0.00	36	0.66	4,808	87.91
80-89 years	15	37.50	25	62.50	0	0.00	0	0.00	40	0.73	4,848	88.65
>= 90 years	1	16.67	5	83.33	0	0.00	0	0.00	6	0.11	4,854	88.75
Unknown adult	282	46.61	318	52.56	5	0.83	0	0.00	605	11.06	5,459	99.82
Subtotal	758	46.25	876	53.45	5	0.31	0	0.00	1,639	29.97	5,459	99.82
Other												
Unknown age	6	60.00	4	40.00	0	0.00	0	0.00	10	0.18	5,469	100.00
Invalid/missing age	0	0.00	0	0.00	0	0.00	0	0.00	0	0.00	5,469	100.00
Total	2,803	51.25	2,637	48.22	29	0.53	0	0.00	5,469	100.00	5,469	100.00

2011

Decontamination and Therapeutic Intervention

	No of Patients	% of Cases
No therapy provided	349	6.38
Observation only	1,020	18.65
Patient refused any help	29	0.53
Unknown if therapy provided	643	11.76
Decontamination only	2,532	46.30
Other therapy only	458	8.37
Decontamination and other therapy	438	8.01
Total	5,469	100.00

Center Name: Nebraska Regional Poison Center

AAPCC Toxic Exposure Surveillance System (TESS)

WYOMING CASES

Center Code: 6

Decontamination

	Unknown if Performed		Recommended		Performed		Total	
	Number	Col %	Known Not Performed	Col %	Rec and Performed	Col %	Not Recommended*	Col %
	Number	Col %	Number	Col %	Number	Col %	Number	Col %
Ipecac	0	0.00	0	0.00	0	0.00	1	0.07
Charcoal, single dose	17	2.17	20	80.00	108	5.84	108	7.25
Charcoal, multiple doses	1	0.13	0	0.00	2	0.11	3	0.20
Lavage	0	0.00	0	0.00	1	0.05	5	0.34
Cathartic	0	0.00	0	0.00	0	0.00	13	0.87
Whole bowel irrigation	1	0.13	1	4.00	2	0.11	0	0.00
Other emetic	0	0.00	0	0.00	0	0.00	90	6.04
Dilute/irrigate/wash	415	52.93	3	12.00	1,336	72.26	901	60.51
Fresh air	10	1.28	0	0.00	45	2.43	177	11.89
Food/snack	340	43.37	1	4.00	355	19.20	191	12.83
Total**	784	18.91	25	0.60	1,849	44.59	1,489	35.91

** Note: this is the total number of decontaminations, NOT the total number of patients receiving decontamination.

Wyoming
2011

Other Therapies

	Unknown if Performed		Recommended		Rec and Performed		Performed		Not Recommended*		Total	
	Number	Col %	Number	Col %	Number	Col %	Number	Col %	Number	Col %	Number	Col %
Alkalinization	0	0.00	0	0.00	0	0.00	0	0.00	0	0.00	0	0.00
Amyl nitrite	0	0.00	0	0.00	0	0.00	0	0.00	0	0.00	0	0.00
Antiarrhythmic	0	0.00	0	0.00	0	0.00	0	0.00	0	0.00	0	0.00
Antibiotics	2	1.14	0	0.00	15	4.69	67	5.06	0	0.00	84	4.57
Anticoagulants	0	0.00	0	0.00	0	0.00	0	0.00	3	0.23	3	0.16
Antiemetics	3	1.70	0	0.00	8	2.50	76	5.74	0	0.00	87	4.74
Antihistamines	14	7.95	0	0.00	3	0.94	40	3.02	5	0.38	57	3.10
Antihypertensives	0	0.00	0	0.00	0	0.00	1	0.31	5	0.38	6	0.33
Antivenom/antitoxin	1	0.57	0	0.00	0	0.00	2	0.63	0	0.00	4	0.22
Atropine (fab fragment)	1	0.57	0	0.00	5	1.56	0	0.00	0	0.00	6	0.33
Atropine	0	0.00	0	0.00	4	1.25	2	0.15	0	0.00	6	0.33
Benzodiazepines	18	10.23	2	12.50	34	10.63	51	3.85	0	0.00	105	5.72
BAL	0	0.00	0	0.00	0	0.00	0	0.00	0	0.00	0	0.00
Bronchodilators	1	0.57	1	6.25	8	2.50	25	1.89	0	0.00	35	1.91
Calcium	33	18.75	0	0.00	44	13.75	10	0.75	0	0.00	87	4.74
Cardioversion	0	0.00	0	0.00	0	0.00	0	0.00	2	0.15	2	0.11
CPR	0	0.00	0	0.00	0	0.00	0	0.00	0	0.00	0	0.00
Deferoxamine	0	0.00	0	0.00	0	0.00	0	0.00	0	0.00	0	0.00
ECMO	0	0.00	0	0.00	0	0.00	0	0.00	0	0.00	0	0.00
EDTA	0	0.00	0	0.00	0	0.00	0	0.00	0	0.00	0	0.00
Ethanol	0	0.00	0	0.00	0	0.00	0	0.00	0	0.00	0	0.00
Extracorp. procedure (other)	0	0.00	0	0.00	0	0.00	0	0.00	0	0.00	0	0.00
Fab fragments	1	0.57	0	0.00	1	0.31	0	0.00	0	0.00	2	0.11
Fluids, IV	3	1.70	0	0.00	40	12.50	413	31.17	0	0.00	456	24.82
Flumazenil	1	0.57	0	0.00	0	0.00	8	0.60	0	0.00	9	0.49
Folate	0	0.00	0	0.00	0	0.00	0	0.00	1	0.08	1	0.05
Fomepizole	1	0.57	0	0.00	2	0.63	0	0.00	0	0.00	3	0.16
Glucagon	0	0.00	0	0.00	1	0.31	0	0.00	2	0.15	3	0.16
Glucose, > 5%	1	0.57	0	0.00	0	0.00	0	0.00	9	0.68	10	0.54
Hemodialysis	0	0.00	0	0.00	0	0.00	0	0.00	0	0.00	0	0.00
Hemoperfusion	0	0.00	0	0.00	0	0.00	0	0.00	0	0.00	0	0.00
Hydroxocobalamin	0	0.00	0	0.00	0	0.00	0	0.00	0	0.00	0	0.00
Hyperbaric oxygen	0	0.00	0	0.00	0	0.00	2	0.63	0	0.00	2	0.11
Insulin	0	0.00	0	0.00	0	0.00	4	1.25	0	0.00	4	0.22
Intubation	0	0.00	0	0.00	0	0.00	0	0.00	37	2.79	37	2.00
Methylene blue	0	0.00	0	0.00	0	0.00	0	0.00	0	0.00	0	0.00
Methylxanthines	0	0.00	0	0.00	0	0.00	0	0.00	0	0.00	0	0.00
NAC, IV	11	6.25	3	18.75	20	6.25	15	1.13	0	0.00	49	2.67
NAC, PO	7	3.98	2	12.50	10	3.13	14	1.06	0	0.00	33	1.80
Nalmefene	0	0.00	0	0.00	0	0.00	0	0.00	0	0.00	0	0.00
Naloxone	6	3.41	2	12.50	11	3.44	46	3.47	0	0.00	65	3.54
Neuromuscular blocker	0	0.00	0	0.00	0	0.00	0	0.00	4	0.30	4	0.22
Oxycodone	0	0.00	0	0.00	0	0.00	0	0.00	179	13.51	179	9.75
Oxygen	4	2.27	1	6.25	17	5.31	0	0.00	0	0.00	20	1.09
Z-PAM	0	0.00	0	0.00	0	0.00	0	0.00	0	0.00	0	0.00
Facemask	0	0.00	0	0.00	0	0.00	0	0.00	0	0.00	0	0.00
Penicillamine	0	0.00	0	0.00	0	0.00	0	0.00	1	0.08	1	0.05
Physostigmine	0	0.00	0	0.00	0	0.00	0	0.00	0	0.00	0	0.00
Pyridoxine	0	0.00	0	0.00	1	0.31	3	0.23	4	0.22	4	0.22
Pyridoxine	0	0.00	0	0.00	0	0.00	1	0.15	2	0.15	3	0.16
Sedation (other)	0	0.00	0	0.00	0	0.00	0	0.00	0	0.00	0	0.00
Sodium nitrite	0	0.00	0	0.00	0	0.00	0	0.00	29	2.19	29	1.58
Sodium thiosulfate	0	0.00	0	0.00	1	0.31	0	0.00	0	0.00	1	0.05
Steroids	2	1.14	0	0.00	0	0.00	0	0.00	0	0.00	0	0.00
Succimer	0	0.00	0	0.00	1	0.31	0	0.00	31	2.34	33	1.80
Transplantion	0	0.00	0	0.00	0	0.00	0	0.00	0	0.00	0	0.00
Vasopressors	0	0.00	0	0.00	0	0.00	0	0.00	0	0.00	0	0.00
Ventilator	0	0.00	0	0.00	5	1.56	11	0.83	1	0.08	16	0.87
Other**	54	30.68	16	0.87	54	16.88	182	13.74	39	2.12	290	15.79
Total**	176	9.58	16	0.87	320	17.42	1,325	72.13	1,837	100.00	1,837	100.00

** Note: Total number of other therapies is given, NOT the total number of patients receiving other therapies.

Wyoming

2011

Medical Outcome by Age

	<6	6-12	13-19	20-29	30-39	40-49	50-59	60-69	70-79	80-89	>=90	Unknown Child	Unknown Adult	Unknown	Invalid	Total
No effect	414	39	41	31	6	13	9	7	1	4	1	3	52	0	0	621
Minor effect	295	63	99	116	74	51	40	12	5	4	1	1	135	3	0	899
Moderate effect	24	12	80	74	65	42	45	16	7	5	0	0	54	1	0	425
Major effect	1	0	6	8	13	5	4	2	1	0	0	0	2	0	0	42
Death	0	0	0	2	0	0	0	0	0	0	0	0	0	0	0	2
Death, indirect report	0	0	0	0	0	0	0	0	0	0	0	0	0	0	0	0
No follow-up, nontoxic	444	33	7	4	3	2	6	6	1	2	1	2	34	0	0	545
No follow-up, minimal toxicity	1,866	154	82	70	38	17	33	32	12	23	1	7	274	3	0	2,614
No follow-up, potentially toxic	29	8	18	27	18	9	6	0	3	1	0	0	28	2	0	149
Unrelated effect	71	9	11	8	9	14	9	6	6	1	0	1	26	1	0	172
Subtotal for exposures	3,144	318	344	340	226	153	152	81	36	40	6	14	605	10	0	5,469
Confirmed nonexposure	0	0	0	0	0	0	0	0	0	0	0	0	0	0	0	0
Total	3,144	318	344	340	226	153	152	81	36	40	6	14	605	10	0	5,469

Wyoming
2011

Medical Outcome by Reason

	Unintentional		Intentional		Other		Adverse Reaction		Unknown		Invalid/Missing		Total	
	No	Row %	No	Row %	No	Row %	No	Row %	No	Row %	No	Row %	No	Col %
No effect	530	85.35	84	13.53	4	0.64	1	0.16	2	0.32	0	0.00	621	11.35
Minor effect	646	71.86	211	23.47	12	1.33	29	3.23	1	0.11	0	0.00	899	16.44
Moderate effect	149	35.06	238	56.00	7	1.65	23	5.41	8	1.88	0	0.00	425	7.77
Major effect	2	4.76	37	88.10	0	0.00	1	2.38	2	4.76	0	0.00	42	0.77
Death	0	0.00	2	100.00	0	0.00	0	0.00	0	0.00	0	0.00	2	0.04
Death, indirect report	0	0.00	0	0.00	0	0.00	0	0.00	0	0.00	0	0.00	0	0.00
No follow-up, nontoxic	538	98.72	7	1.28	0	0.00	0	0.00	0	0.00	0	0.00	545	9.97
No follow-up, minimal toxicity	2,468	94.41	84	3.21	11	0.42	49	1.87	2	0.08	0	0.00	2,614	47.80
No follow-up, potentially toxic	58	38.93	82	55.03	3	2.01	3	2.01	3	2.01	0	0.00	149	2.72
Unrelated effect	130	75.58	16	9.30	3	1.74	22	12.79	1	0.58	0	0.00	172	3.14
Subtotal for exposures	4,521	82.67	761	13.91	40	0.73	128	2.34	19	0.35	0	0.00	5,469	100.00
Confirmed nonexposure	0	0.00	0	0.00	0	0.00	0	0.00	0	0.00	0	0.00	0	0.00
Total	4,521	82.67	761	13.91	40	0.73	128	2.34	19	0.35	0	0.00	5,469	100.00