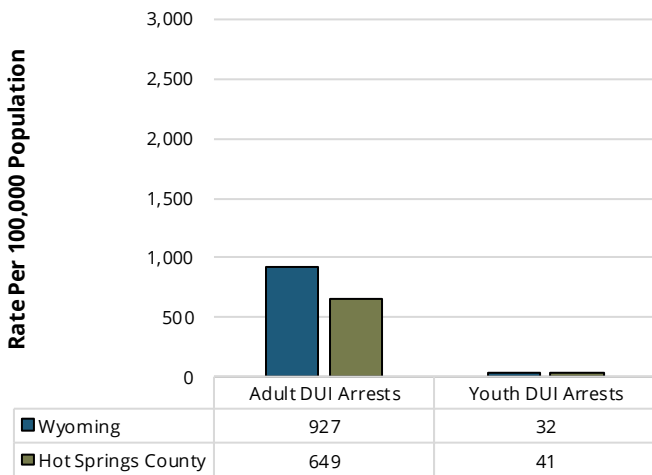


HOT SPRINGS COUNTY ALCOHOL FACT SHEET (2016)

WYOMING STATE EPIDEMIOLOGICAL OUTCOMES WORKGROUP

DUI ARRESTS (YOUTH AND ADULT)

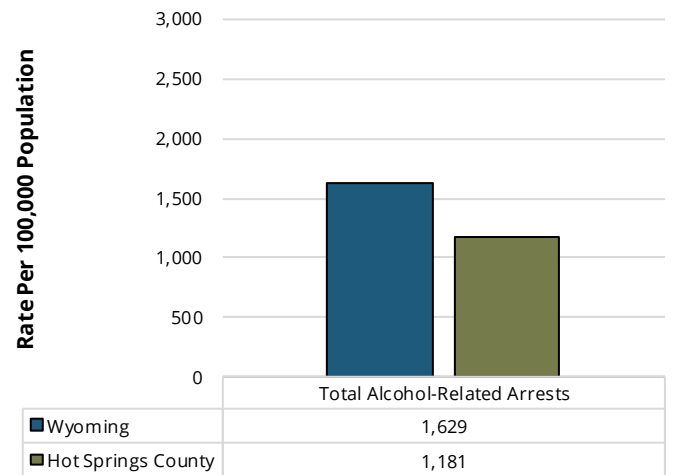
Definition: The rate per 100,000 population for arrests due to driving under the influence (i.e., driving or operating any vehicle or common carrier while drunk or under the influence of liquor or narcotics).



Data Source: Department of Criminal Investigation, 2011-2015

TOTAL ALCOHOL-RELATED ARRESTS

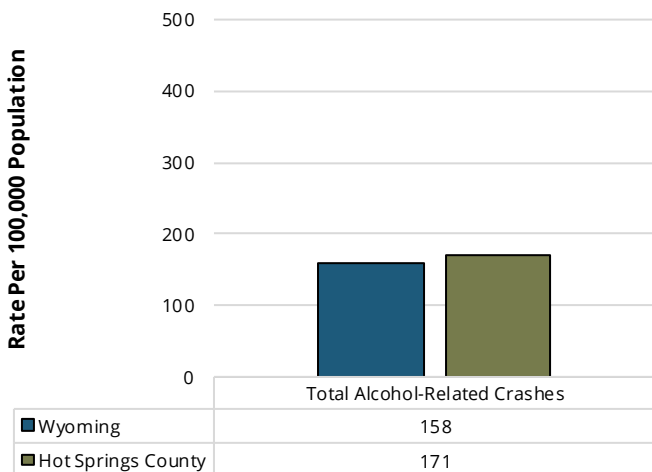
Definition: The combined rate per 100,000 population for arrests due to drunkenness or intoxication, driving under the influence, or liquor law violations for adults and youth.



Data Source: Department of Criminal Investigation, 2011-2015

ALCOHOL-RELATED FATAL, INJURY, AND PROPERTY CRASHES

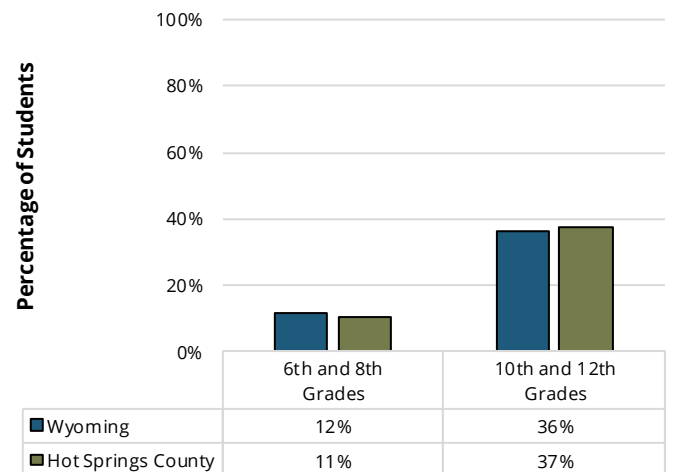
Definition: The rate per 100,000 population of alcohol-related vehicular crashes that resulted in fatalities, injuries, or property damage (where Blood Alcohol Content by volume is > than .01).



Data Source: Wyoming Department of Transportation, 2011-2015

30-DAY ALCOHOL USE (YOUTH)

Definition: The percentage of Wyoming students that reported having at least one drink of alcohol one or more times in the past 30 days.



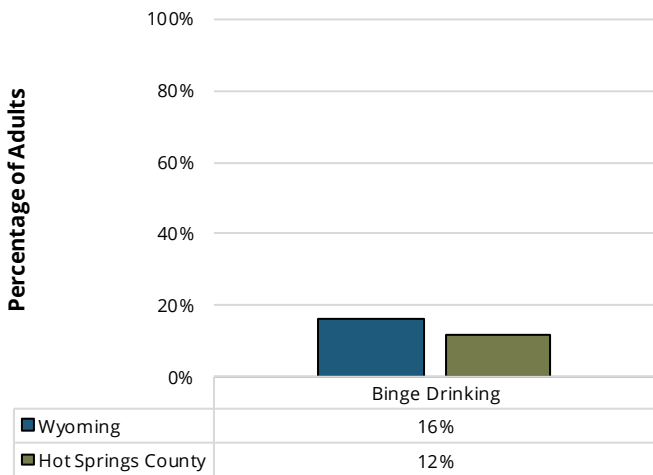
Data Source: Prevention Needs Assessment, 2010-2014

HOT SPRINGS COUNTY ALCOHOL FACT SHEET (2016)

WYOMING STATE EPIDEMIOLOGICAL OUTCOMES WORKGROUP

BINGE DRINKING (ADULTS)

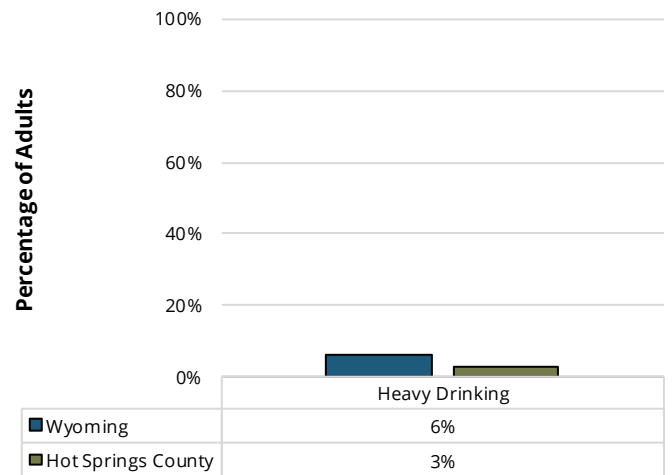
Definition: The percentage of Wyoming adults reporting having 5 or more drinks on an occasion at least one time in the past month.



Data Source: Behavioral Risk Factor Surveillance System, 2011-2015

HEAVY DRINKING (ADULTS)

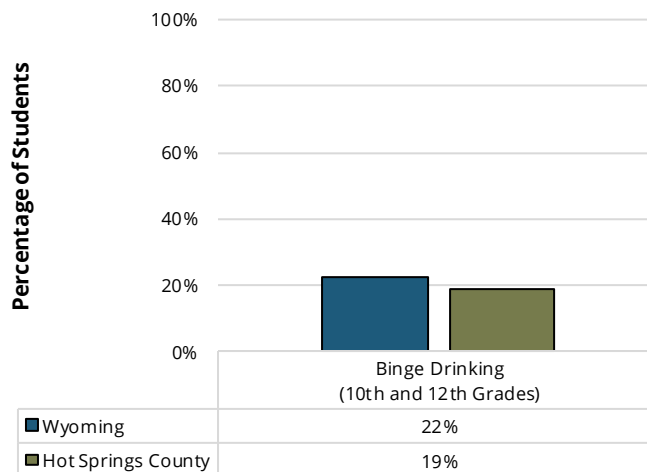
Definition: The percentage of Wyoming men reporting drinking more than 60 drinks of alcohol in the past 30 days, or women reporting drinking more than 30 drinks of alcohol in the past 30 days.



Data Source: Behavioral Risk Factor Surveillance System, 2011-2015

BINGE DRINKING (YOUTH)

Definition: The percentage of Wyoming students grades 10 and 12 reporting having consumed 5 or more drinks in one sitting in the past two weeks.



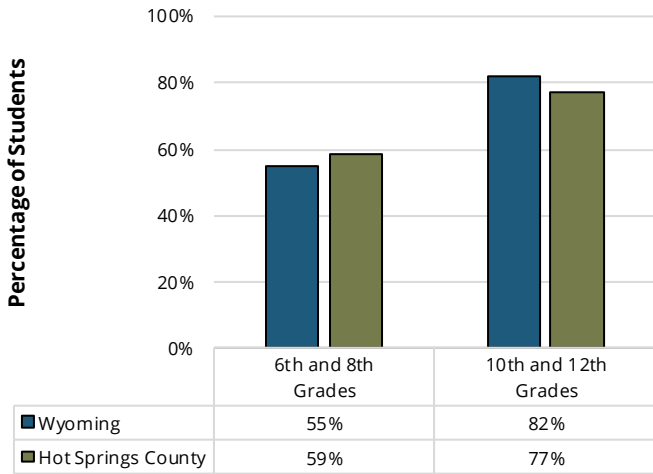
Data Source: Prevention Needs Assessment, 2010-2014

HOT SPRINGS COUNTY ALCOHOL FACT SHEET (2016)

WYOMING STATE EPIDEMIOLOGICAL OUTCOMES WORKGROUP

SOCIAL NORMS: 30-DAY ALCOHOL USE (YOUTH)

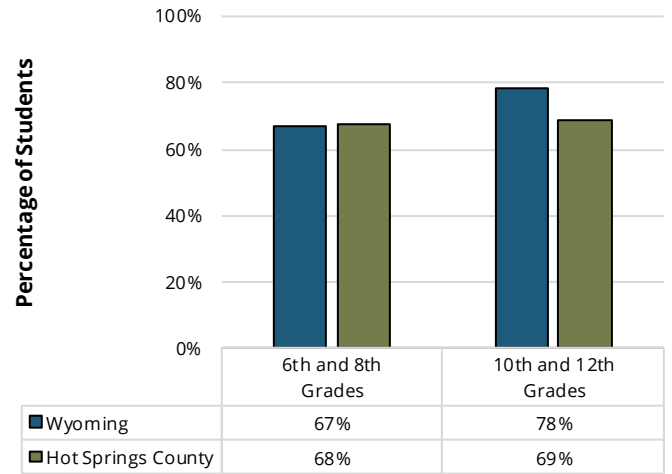
Definition: The percentage of Wyoming students who thought that most students in their school drank at least once in the past 30 days.



Data Source: Prevention Needs Assessment, 2010-2014

COMMUNITY EVENTS WHERE ADULTS WERE DRINKING

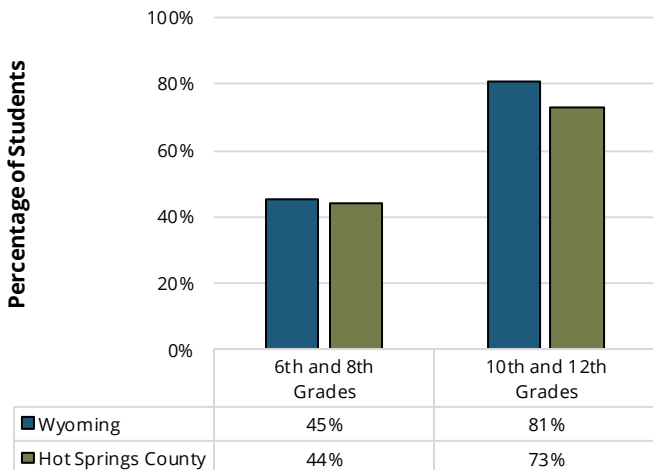
Definition: The percentage of Wyoming students reporting having attended community events where adults were drinking sometime during the past year.



Data Source: Prevention Needs Assessment, 2010-2014

SOCIAL NORMS: BINGE DRINKING (YOUTH)

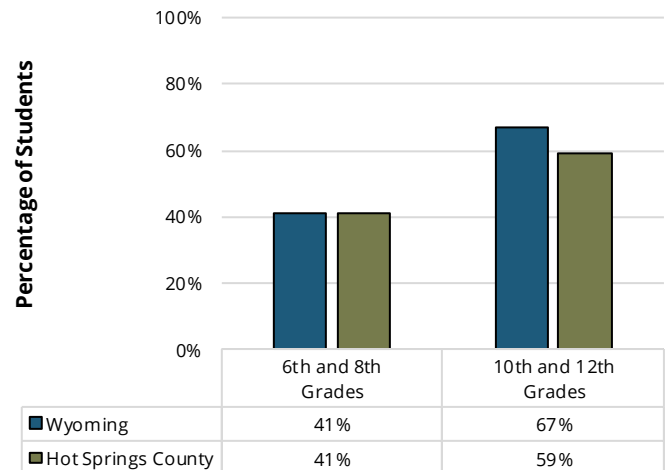
Definition: The percentage of Wyoming students who believe that most students have binge drank on one or more occasions during the past two weeks.



Data Source: Prevention Needs Assessment, 2010-2014

COMMUNITY EVENTS WHERE ADULTS WERE INTOXICATED

Definition: The percentage of Wyoming students reporting having attended community events where adults were intoxicated sometime during the past year.



Data Source: Prevention Needs Assessment, 2010-2014