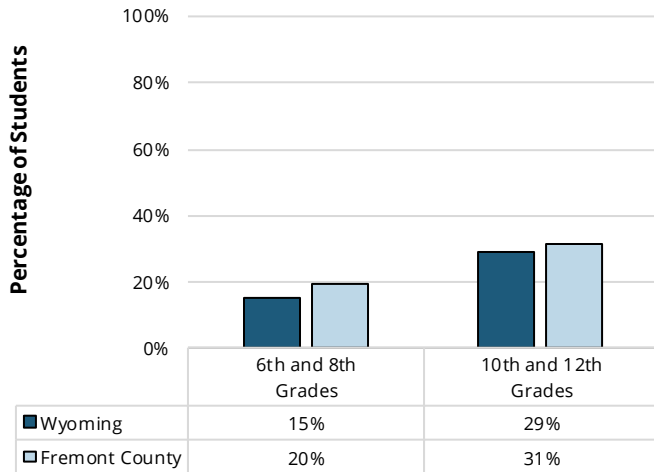


# FREMONT COUNTY GENERAL RELATED FACTORS FACT SHEET (2016)

## WYOMING STATE EPIDEMIOLOGICAL OUTCOMES WORKGROUP

### INTENT TO USE DRUGS

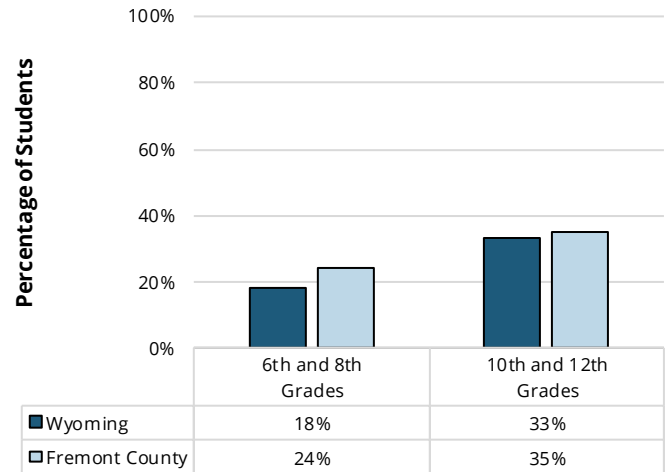
**Definition:** The percentage of Wyoming students who are classified as high risk because of their answers to the scale, which measures the degree to which the student thinks that he/she will use alcohol, tobacco, and drugs as an adult.



Data Source: Prevention Needs Assessment, 2010-2014

### FAVORABLE ATTITUDE TOWARD DRUG USE

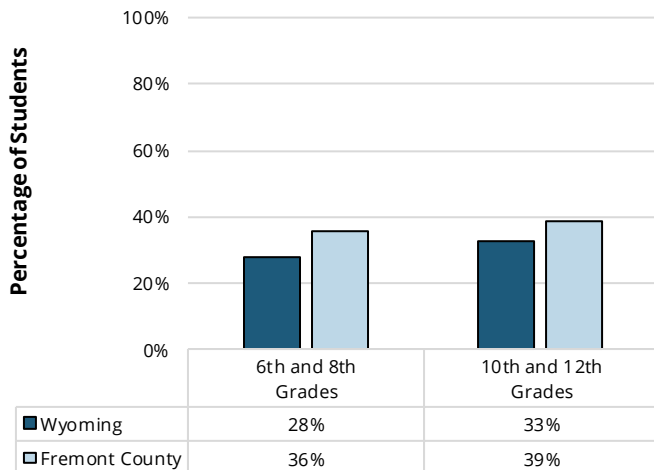
**Definition:** The percentage of Wyoming students who are classified as high risk because of their answers to the scale, which measures the students approval of someone his/her age using alcohol, cigarettes, marijuana, and other illegal drugs.



Data Source: Prevention Needs Assessment, 2010-2014

### FRIENDS' USE OF DRUGS

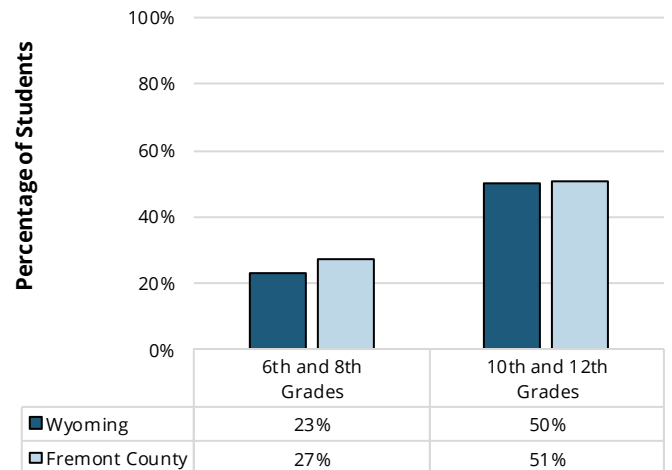
**Definition:** The percentage of Wyoming students who are classified as high risk because of their answers to the scale, which measures the number of close friends that have used alcohol, tobacco, marijuana, and other illegal drugs.



Data Source: Prevention Needs Assessment, 2010-2014

### PARENTS' ATTITUDE TOWARDS DRUG USE

**Definition:** The percentage of Wyoming students who are classified as high risk because of their answers to the scale, which measures how much the student thinks his/her parents would approve of the student using alcohol, cigarettes, and marijuana.



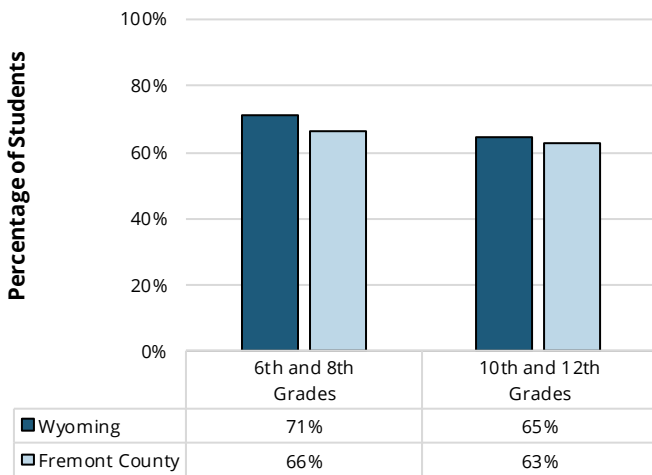
Data Source: Prevention Needs Assessment, 2010-2014

# FREMONT COUNTY GENERAL RELATED FACTORS FACT SHEET (2016)

WYOMING STATE EPIDEMIOLOGICAL OUTCOMES WORKGROUP

## SOCIAL SKILLS

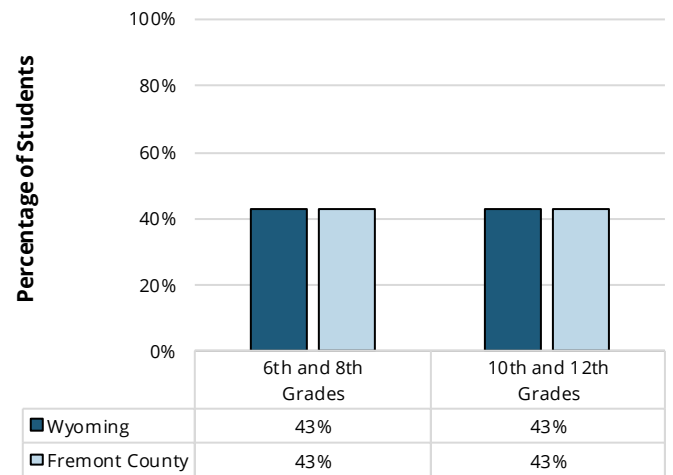
**Definition:** The percentage of Wyoming students who are classified as higher protection because of their answers to the scale, which measures the student's assertiveness and ability to make responsible social decisions.



Data Source: Prevention Needs Assessment, 2010-2014

## SENSATION SEEKING

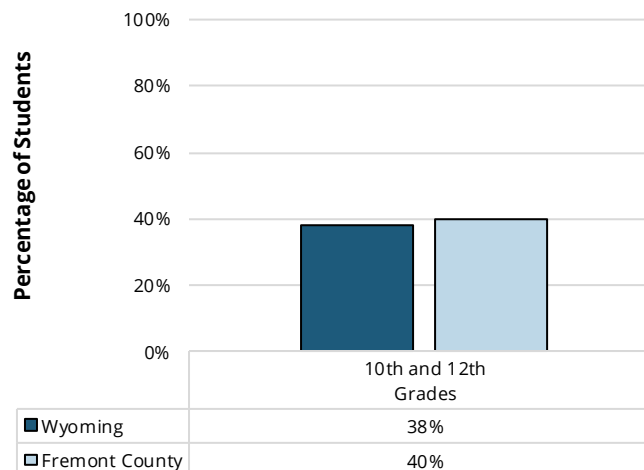
**Definition:** The percentage of Wyoming students who are classified as high risk because of their answers to the scale, which measures how often the student says that he/she participates in dangerous activities regardless of the consequences.



Data Source: Prevention Needs Assessment, 2010-2014

## ATTITUDE TOWARDS ANTISOCIAL BEHAVIOR

**Definition:** The percentage of Wyoming students in grades 10 and 12 who are classified as high risk because of their answers to the scale, which measures the student's disapproval of someone his/her age participating in antisocial behavior (e.g., stealing, fighting with others, attacking someone with the intent to cause harm, and skipping school).



Data Source: Prevention Needs Assessment, 2010-2014