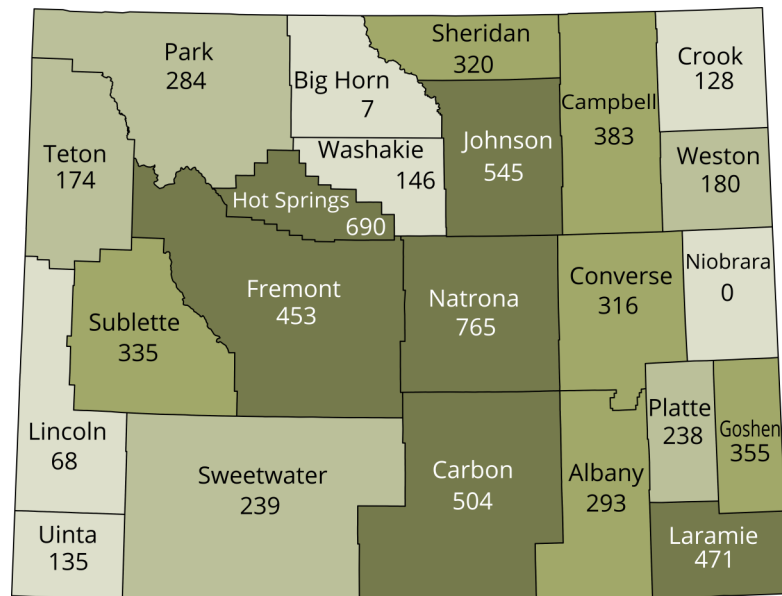


DRUGS OF ABUSE COUNTY MAPS (2016)

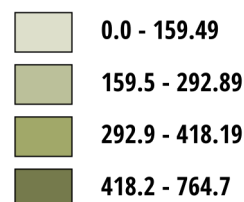
WYOMING STATE EPIDEMIOLOGICAL OUTCOMES WORKGROUP

DRUG ABUSE VIOLATION ARRESTS (YOUTH AND ADULTS)

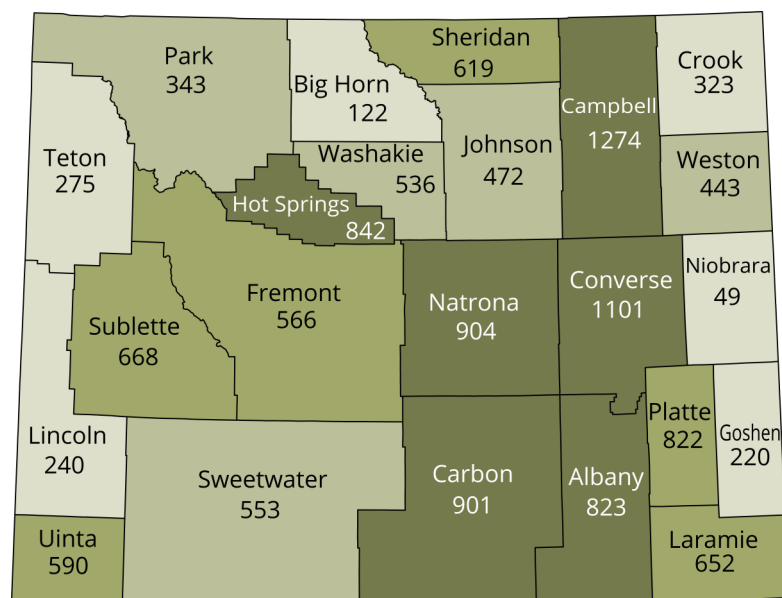
Definition: The arrest rate per 100,000 population for national and state offenses relating to narcotic drugs, such as unlawful possession, and the sale, use, growing and manufacturing of narcotic drugs.




Juvenile Drug Abuse Violation Arrest Rate Quartiles



Data Source: Department of Criminal Investigation, 2011-2015



Adult Drug Abuse Violation Arrest Rate Quartiles



Data Source: Department of Criminal Investigation, 2011-2015

For more information about Wyoming data at the county level, please refer to the 2016 Community SEOW Profiles. Additional information regarding data averages and unavailable results found at <https://Wysac.uwyo.edu/wysac/seow-notes>



Wyoming Survey & Analysis Center
UNIVERSITY OF WYOMING

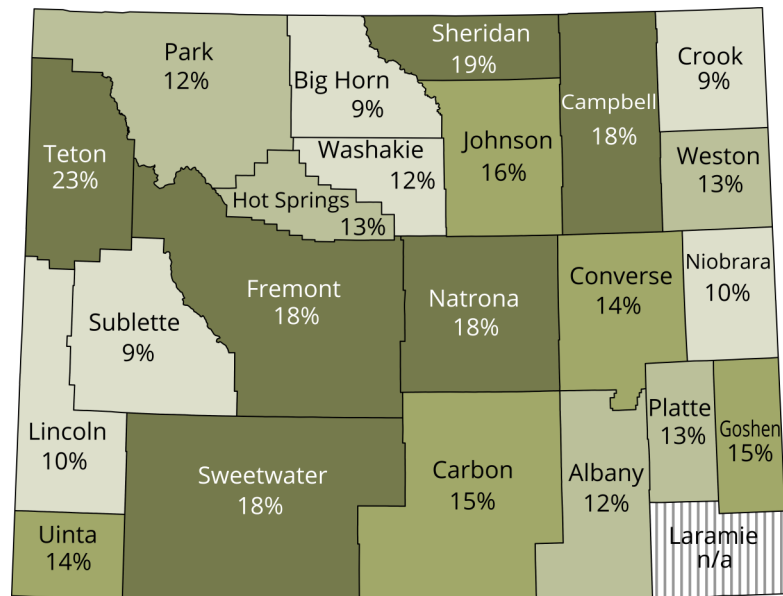
Department 3925 • 1000 East University Avenue • Laramie WY 82071
wysac@uwyo.edu • www.wysac.uwyo.edu • (307) 766-2189 • Fax: (307) 766-2759

DRUGS OF ABUSE COUNTY MAPS (2016)


WYOMING STATE EPIDEMIOLOGICAL OUTCOMES WORKGROUP

30-DAY MARIJUANA USE (YOUTH)

Definition: The percentage of Wyoming students in grades 10 and 12 who reported using marijuana on one or more occasions during the past 30 days.



Grades 10 and 12 Marijuana Use Quartiles



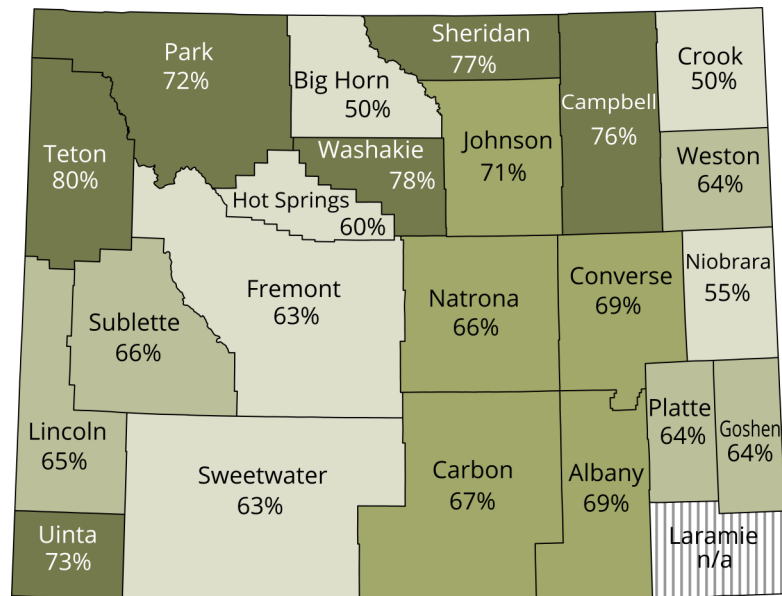
Data Source: Prevention Needs Assessment, 2010-2014

DRUGS OF ABUSE COUNTY MAPS (2016)

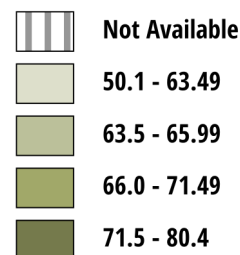
WYOMING STATE EPIDEMIOLOGICAL OUTCOMES WORKGROUP

SOCIAL NORMS: 30-DAY ILLICIT (ILLEGAL) DRUG USE

Definition: The percentage of Wyoming students who believe that most students in their school have used illegal drugs on one or more occasions during the past 30 days.



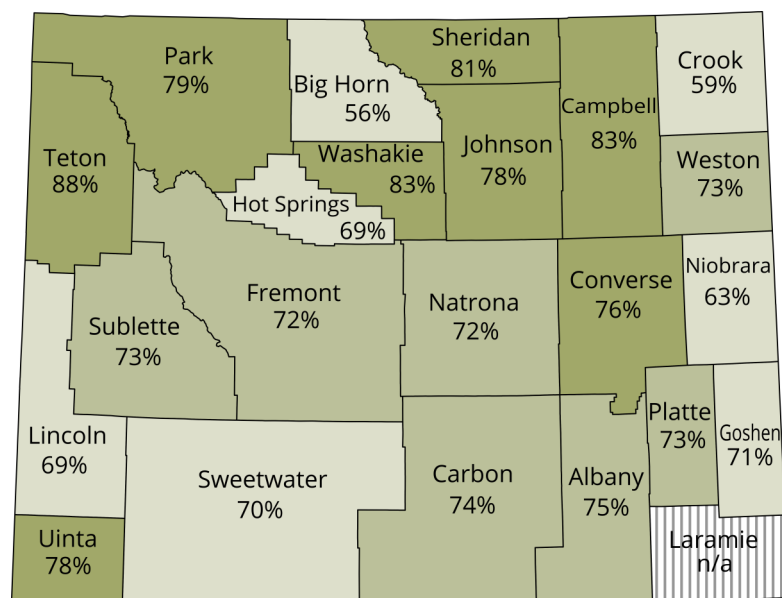
Grades 10 and 12 Social Norm Quartiles




Data Source: Prevention Needs Assessment, 2010-2014

SOCIAL NORMS: 30-DAY MARIJUANA USE

Definition: The percentage of Wyoming students who believe that most students in their school have used marijuana on one or more occasions during the past 30 days.



Grades 10 and 12 Social Norm Quartiles



Data Source: Prevention Needs Assessment, 2010-2014