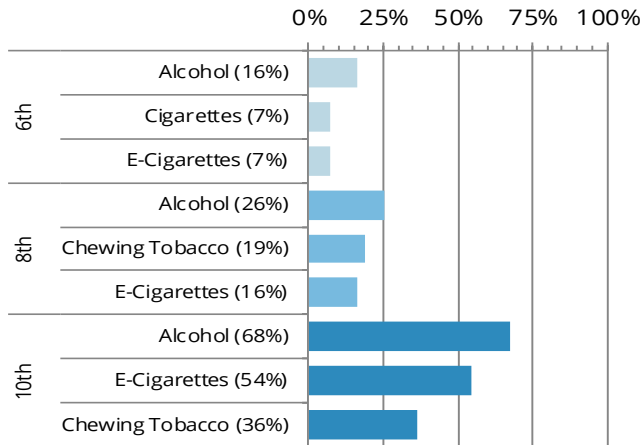


This fact sheet provides a quick snapshot of substance use and problem behavior data as well as Risk and Protective Factors from the 2016 Prevention Needs Assessment. Data presented is from 6th, 8th, 10th, and 12th grade students in **Weston County**. The graphs below represent the 2016 results. The full statewide and county results can be found on the PNA website (<http://pnasurvey.org>).

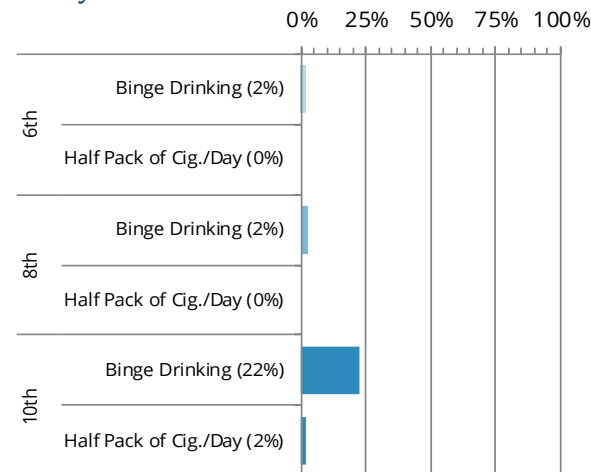
Lifetime Substance Use



WYOMING SURVEY & ANALYSIS CENTER

The PNA measures use of 13 substances. The chart displays the three most commonly reported substances used in each grade.

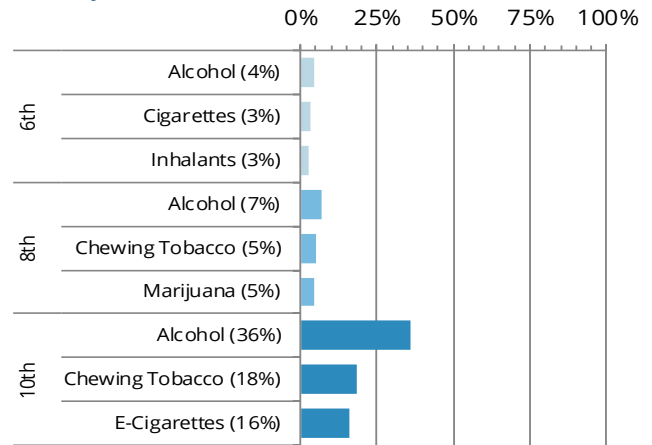
Heavy Use



WYOMING SURVEY & ANALYSIS CENTER

The chart displays the reported rates for alcohol and cigarettes. Binge drinking is defined on the PNA as having five or more alcoholic drinks in a row sometime in the past two weeks.

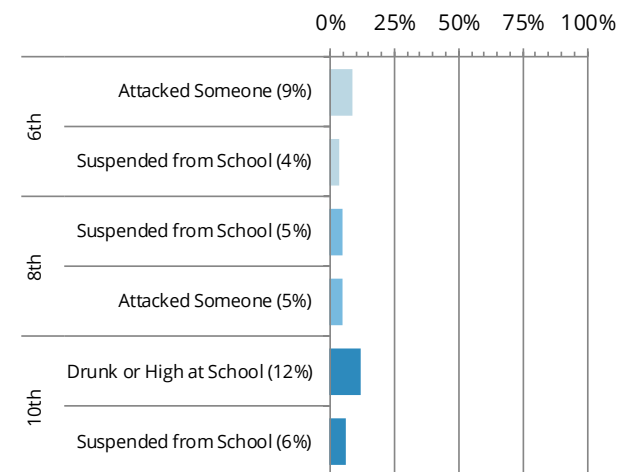
30-Day Substance Use



WYOMING SURVEY & ANALYSIS CENTER

The chart displays the three most commonly reported substances used in the last 30 days in each grade.

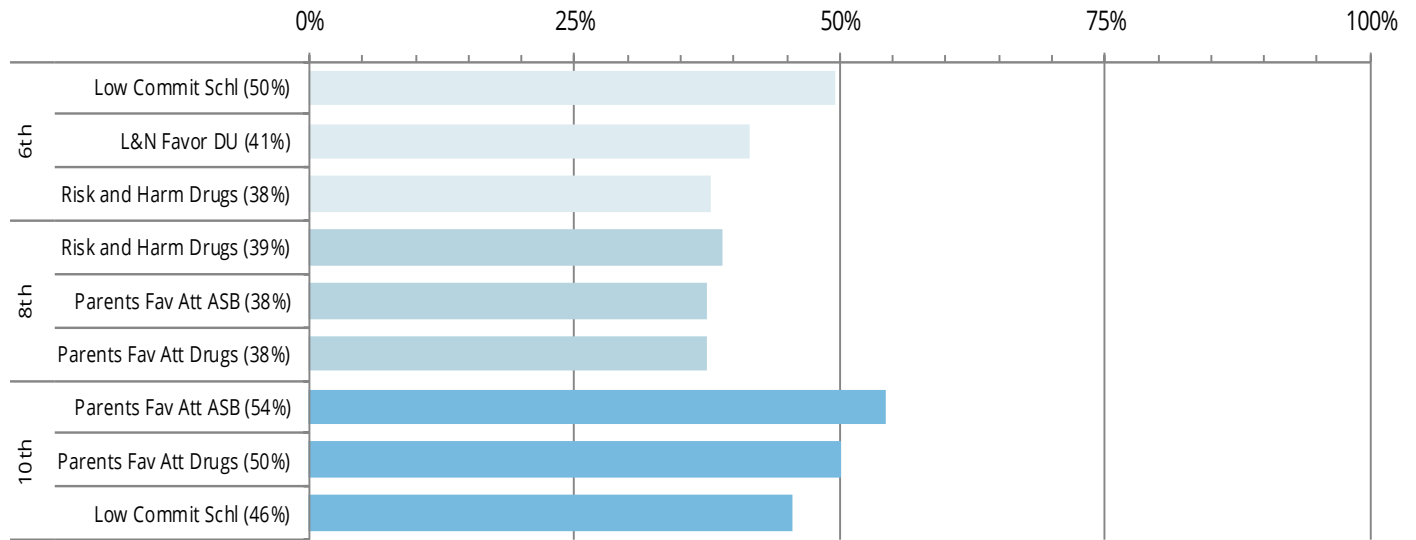
Problem Behaviors



WYOMING SURVEY & ANALYSIS CENTER

The PNA closely studies seven problem behaviors. The chart displays the two most commonly reported problem behaviors committed in the past 12 months.

Risk Factors

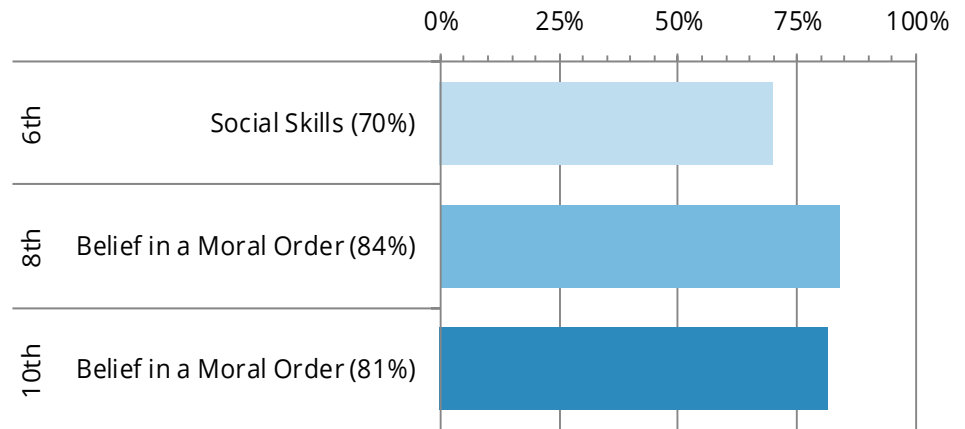


WYOMING SURVEY & ANALYSIS CENTER

A Risk Factor is an influence that increases the likelihood that students may participate in substance use or problem behaviors. The 2016 PNA measures 19 Risk Factors. The chart presents the three factors with the highest percentages of at-risk students in each grade.*

Protective Factors

A Protective Factor is an influence that decreases the likelihood that students may participate in substance use or problem behaviors. The 2016 PNA measures three Protective Factors. The chart presents the factor in each grade with the lowest protection prevalence rate.



WYOMING SURVEY & ANALYSIS CENTER

* The Risk Factor names have been shortened. The following key explains the shortened names: Low Commit Schl = Low Commitment to School; L&N Favor DU = Laws and Norms Favoring Drug Use; Risk and Harm Drugs = Perceived Risk and Harm of Drug Use; Parents Fav Att ASB = Parents' Favorable Attitude toward Antisocial Behavior; Parents Fav Att Drugs = Parents' Favorable Attitude toward Drug Use;