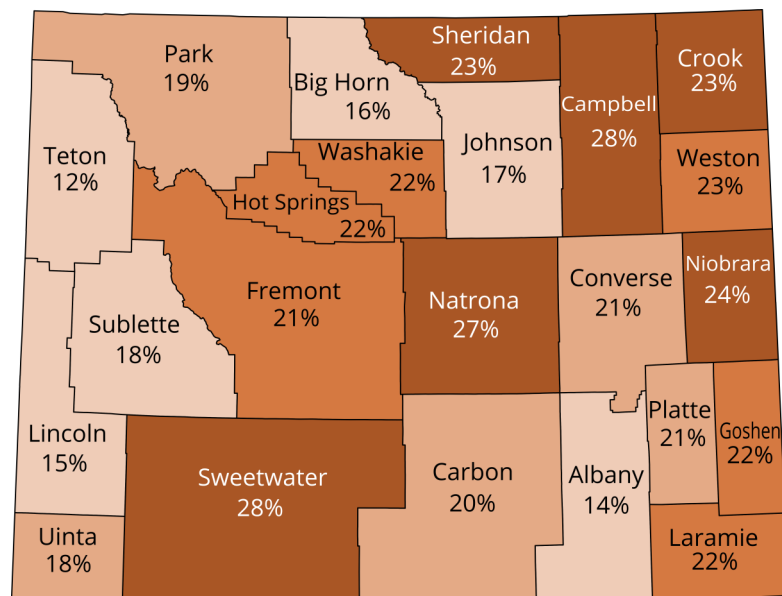


# TOBACCO COUNTY MAPS (2015)


WYOMING STATE EPIDEMIOLOGICAL OUTCOMES WORKGROUP

## CURRENT SMOKING (ADULTS)

**Definition:** The percentage of Wyoming adults reporting having smoked at least 100 cigarettes in their lifetime and are currently smoking everyday or some days.



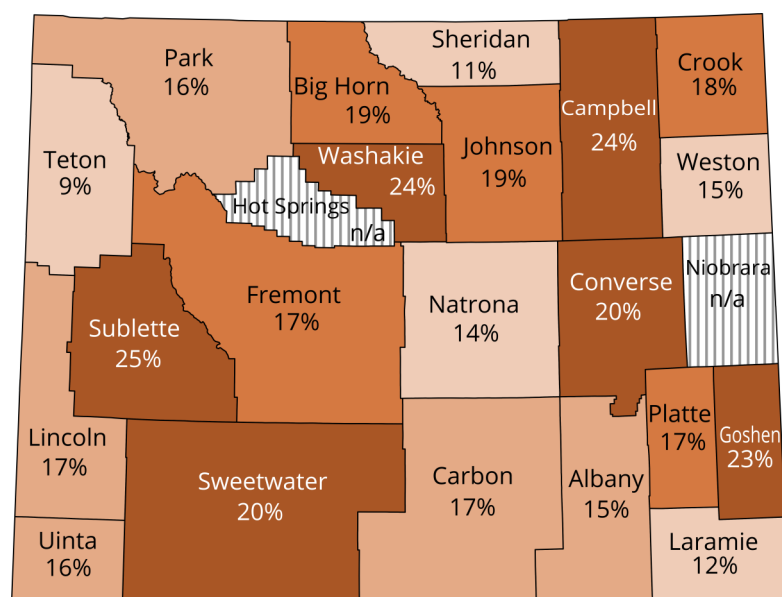
Adult Smoking Rate Quartiles




Data Source: Behavioral Risk Factor Surveillance System, 2011-2013

## CURRENT SMOKELESS TOBACCO USE (ADULTS)

**Definition:** The percentage of Wyoming men reporting currently using smokeless tobacco.



Adult Male Smokeless Tobacco Use Quartiles



Data Source: Behavioral Risk Factor Surveillance System, 2011-2013

For more information about Wyoming data at the county level, please refer to WYSAC Technical Report CHES-1530.

For more information about Wyoming data at the state level, please refer to WYSAC Technical Report CHES-1529.



**Wyoming Survey & Analysis Center**  
UNIVERSITY OF WYOMING

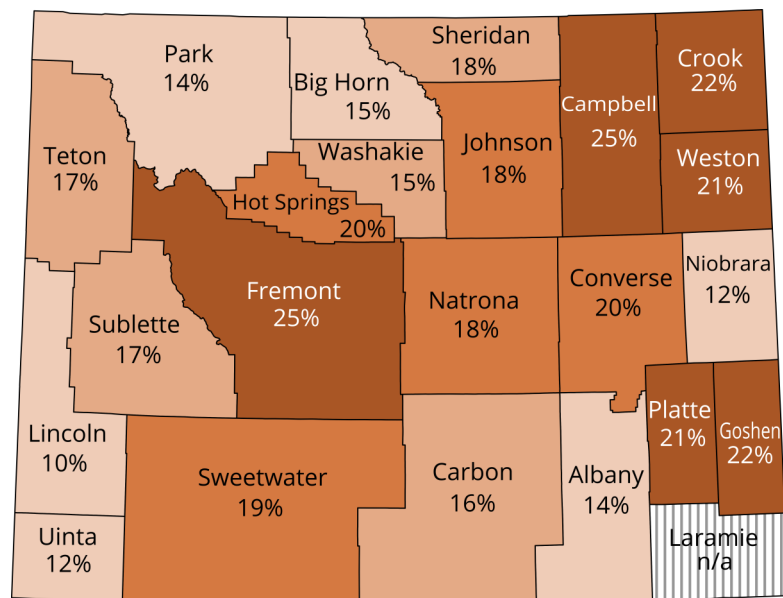
Department 3925 • 1000 East University Avenue • Laramie WY 82071  
wysac@uwyo.edu • www.wysac.uwyo.edu • (307) 766-2189 • Fax: (307) 766-2759

# TOBACCO COUNTY MAPS (2015)


WYOMING STATE EPIDEMIOLOGICAL OUTCOMES WORKGROUP

## CURRENT SMOKING (YOUTH)

**Definition:** The percentage of 10th and 12th grade students who reported smoking a cigarette in the past 30 days on one or more occasions.



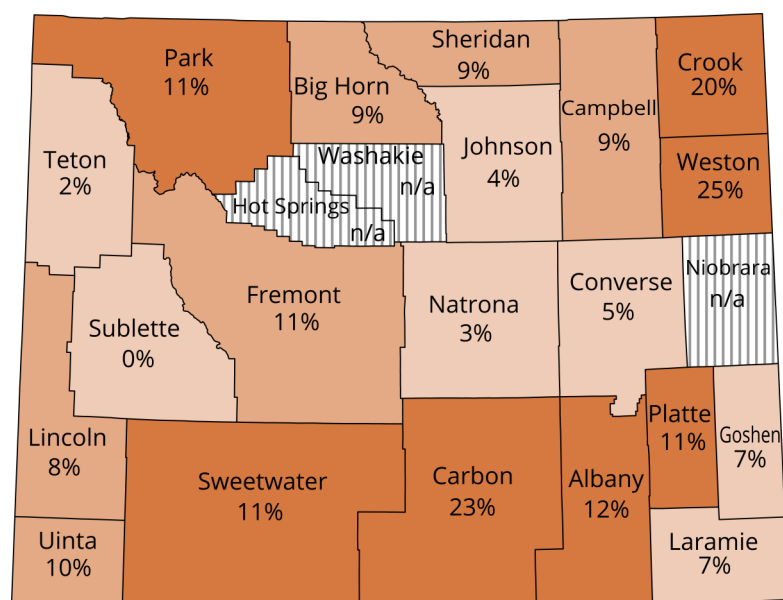
10th and 12th Grades Current Smoking Rate Quartiles



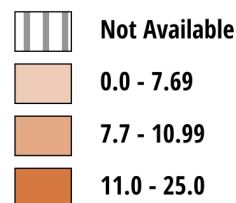
Data Source: Prevention Needs Assessment, 2010-2014

## CIGARETTE SALES VIOLATION RATE TO UNDERAGE BUYERS

**Definition:** The percentage of Wyoming retailers who failed a cigarette sales compliance check.



Retail Violation Rate Terciles



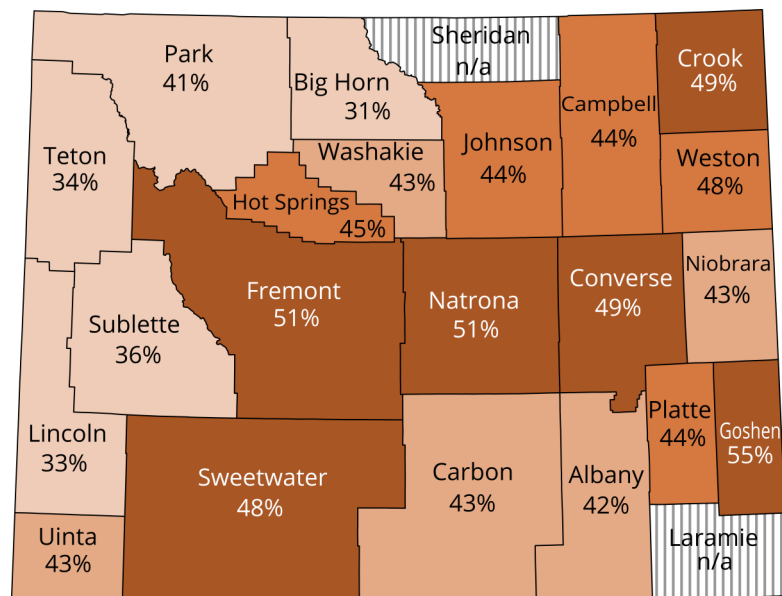
Data Source: Synar Tobacco Sale Compliance Checks, 2010-2014

# TOBACCO COUNTY MAPS (2015)


WYOMING STATE EPIDEMIOLOGICAL OUTCOMES WORKGROUP

## SOCIAL NORMS: YOUTH CIGARETTE USE

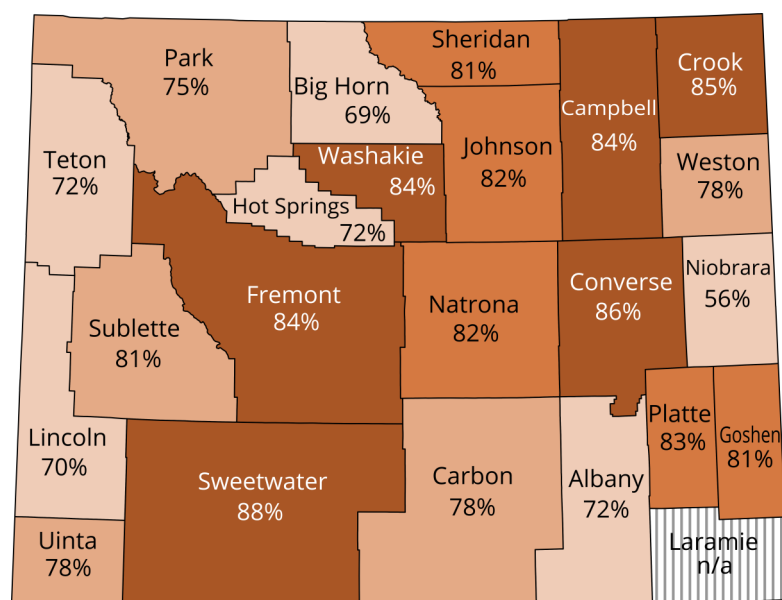
**Definition:** The percentage of students who believe that most students in their school have used cigarettes on one or more occasions during the past 30 days.




Wyoming Counties 6th and 8th Grade Social Norm Quartiles



Data Source: Prevention Needs Assessment, 2010-2014



Wyoming Counties 10th and 12th Grade Social Norm Quartiles



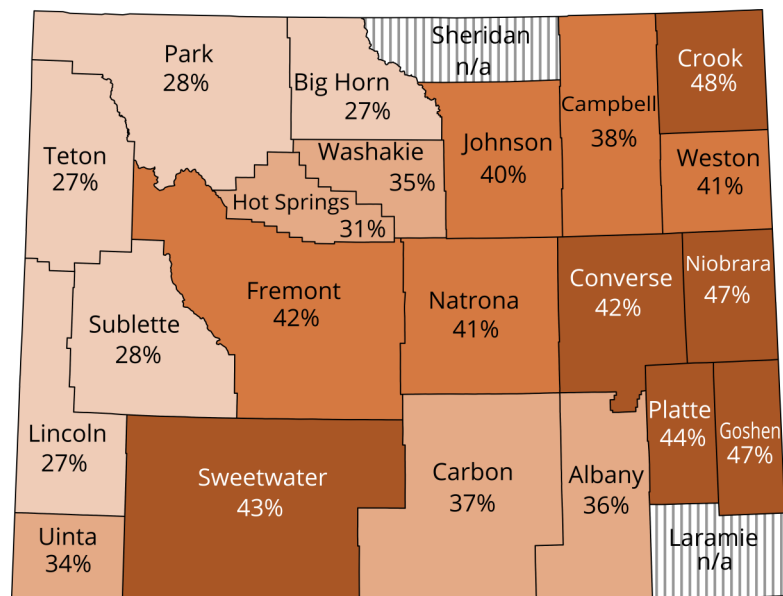
Data Source: Prevention Needs Assessment, 2010-2014

# TOBACCO COUNTY MAPS (2015)


WYOMING STATE EPIDEMIOLOGICAL OUTCOMES WORKGROUP

## SOCIAL NORMS: CHEWING TOBACCO USE

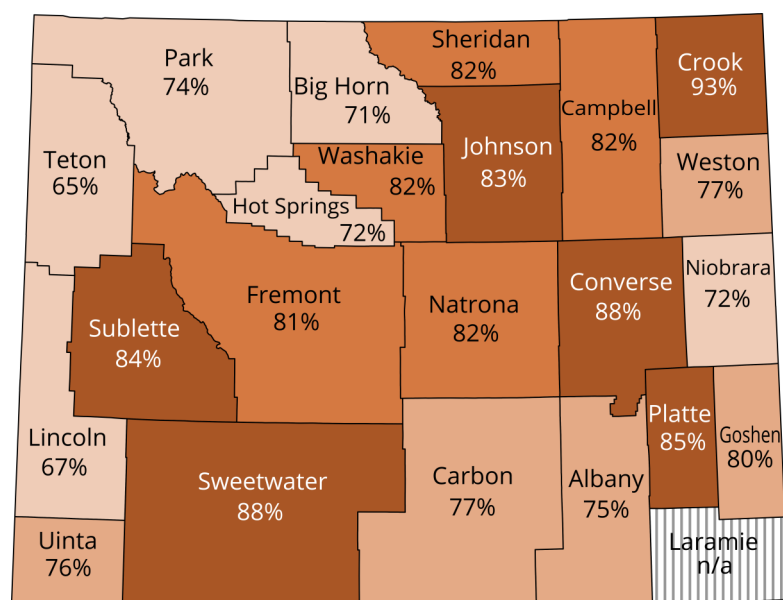
**Definition:** The percentage of students who believe that most students in their school have used chewing tobacco on one or more occasions during the past 30 days.



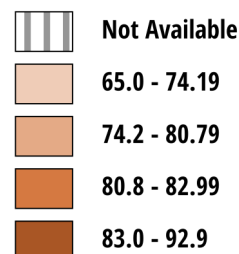
Wyoming Counties 6th and 8th Grade Social Norm Quartiles



Data Source: Prevention Needs Assessment, 2010-2014



Wyoming Counties 10th and 12th Grade Social Norm Quartiles



Data Source: Prevention Needs Assessment, 2010-2014