



CROOK COUNTY TOBACCO FACT SHEET

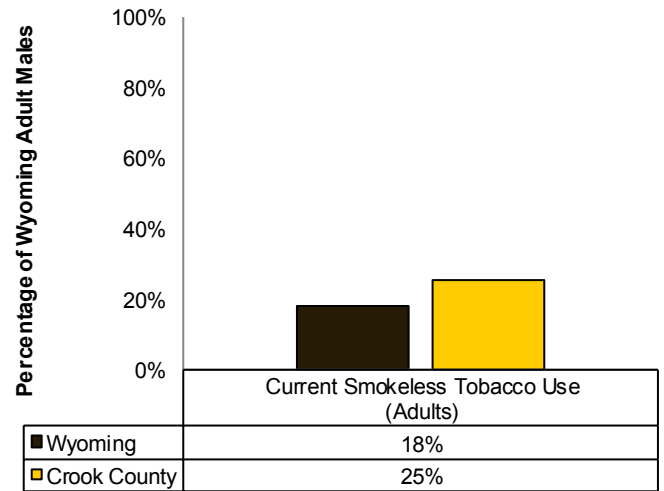
WYOMING STATE EPIDEMIOLOGICAL OUTCOMES WORKGROUP

COUNTY AND STATE HIGHLIGHTS

- For the 2007 to 2011 combined year average, Crook County experienced the third highest percentage of adult males reporting using smokeless tobacco (25% vs. 18% statewide).
- Crook County did not participate in the Prevention Needs Assessment Survey (PNA) in one or more of the survey years between 2008 and 2012. Therefore, data indicators for Crook County from the PNA were excluded from the presented estimates.
- In 2013, the majority of Wyoming citizens supported smoke-free restaurants (78%), smoke-free workplaces (79%), and did not allow smoking within their households (87%).

CURRENT SMOKELESS TOBACCO USE (ADULTS)

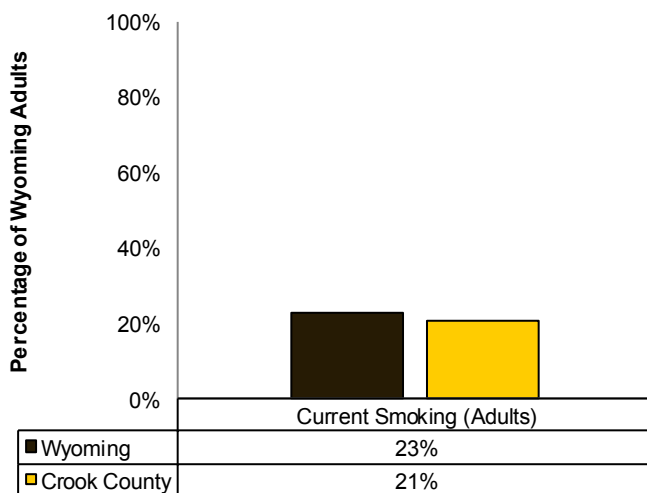
Definition: The percentage of Wyoming men reporting currently using smokeless tobacco.



Data Source: Behavioral Risk Factor Surveillance System, 2007-2011

CURRENT SMOKING (ADULTS)

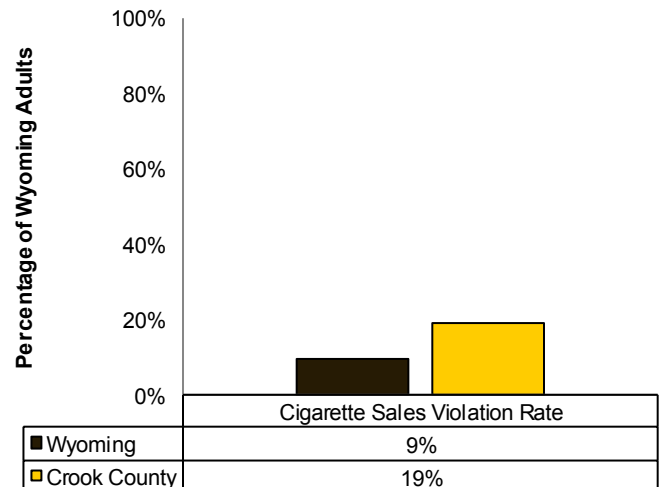
Definition: The percentage of Wyoming adults reporting having smoked at least 100 cigarettes in their lifetime and are currently smoking everyday or some days.



Data Source: Behavioral Risk Factor Surveillance System, 2007-2011

CIGARETTE SALES VIOLATION RATE TO UNDERAGE BUYERS

Definition: The percentage of Wyoming retailers who were not compliant with tobacco sales regulations.



Data Source: SYNAR, 2010-2013

†For more information about Wyoming data at the county level, please refer to WYSAC Technical Report CHES-1427.

‡For more information about Wyoming data at the state level, please refer to WYSAC Technical Report CHES-1426.

