

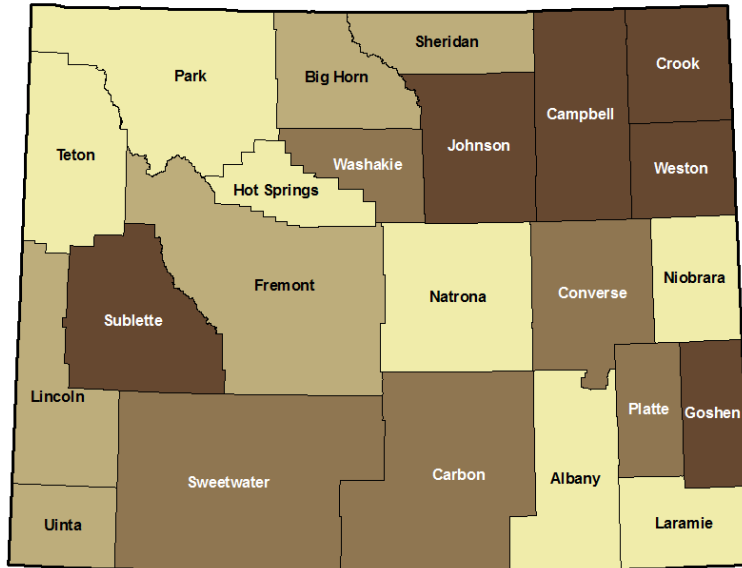


TOBACCO COUNTY MAPS

WYOMING STATE EPIDEMIOLOGICAL OUTCOMES WORKGROUP

CURRENT SMOKELESS TOBACCO USE (ADULTS)

Definition: The percentage of Wyoming men reporting currently using smokeless tobacco.



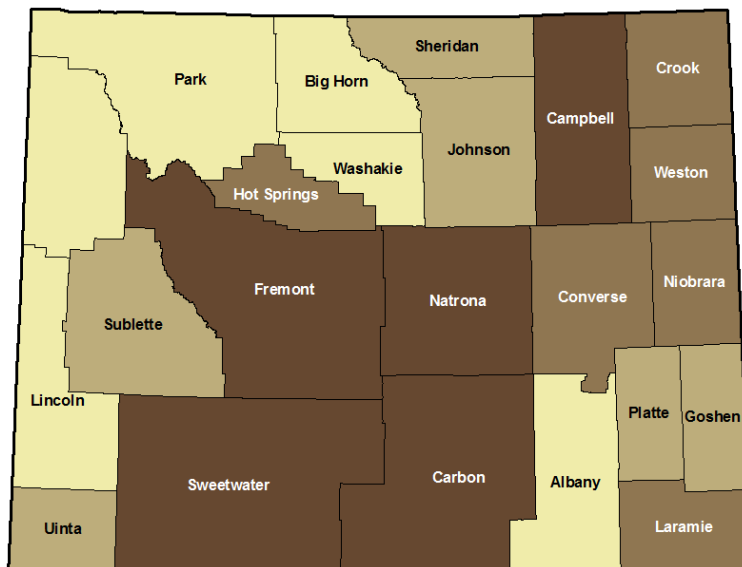
Wyoming Counties Adult Male Smokeless Tobacco Use Quartiles

- No Data
- 1st Quartile: 0.0 - 13.2
- 2nd Quartile: 13.3 - 17.5
- 3rd Quartile: 17.6 - 20.6
- 4th Quartile: 20.7 - 28.2

Data Source: Behavioral Risk Factor Surveillance System, 2005-2009

CURRENT SMOKING (ADULTS)

Definition: The percentage of Wyoming adults reporting having smoked at least 100 cigarettes in their lifetime and are currently smoking everyday or some days.



Wyoming Counties Adult Smoking Quartiles

- No Data
- 1st Quartile: 9.8 - 16.4
- 2nd Quartile: 16.5 - 19.8
- 3rd Quartile: 19.9 - 21.8
- 4th Quartile: 21.9 - 26.2

Data Source: Behavioral Risk Factor Surveillance System, 2005-2009

For more information about Wyoming data at the county level, please refer to WYSAC Technical Report CHES-1427.

For more information about Wyoming data at the state level, please refer to WYSAC Technical Report CHES-1426.



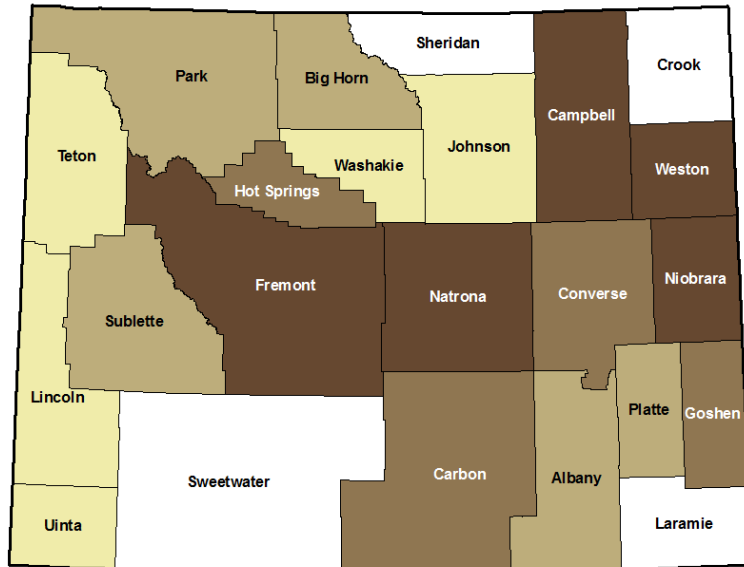
Wyoming Survey & Analysis Center
 University of Wyoming • Department 3925
 1000 East University Avenue • Laramie WY 82071
 wysac@uwyo.edu • www.wysac.uwyo.edu
 (307) 766-2189 • Fax: (307) 766-2759

TOBACCO COUNTY MAPS

WYOMING STATE EPIDEMIOLOGICAL OUTCOMES WORKGROUP

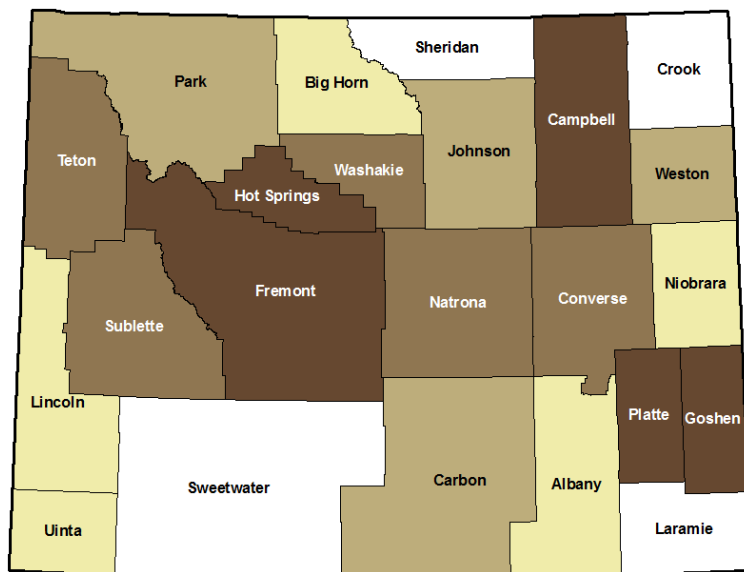
CURRENT SMOKING (YOUTH)

Definition: The percentage of students who reported smoking a cigarette in the past 30 days on one or more occasions.



Wyoming Counties 6th and 8th Grade Smoking Quartiles

- No Data
- 1st Quartile: 2.2 - 3.4
- 2nd Quartile: 3.5 - 4.1
- 3rd Quartile: 4.2 - 6.4
- 4th Quartile: 6.5 - 9.4



Wyoming Counties 10th and 12th Grade Smoking Quartiles

- No Data
- 1st Quartile: 11.4 - 16.2
- 2nd Quartile: 16.3 - 19.4
- 3rd Quartile: 19.5 - 21.9
- 4th Quartile: 22.0 - 28.9

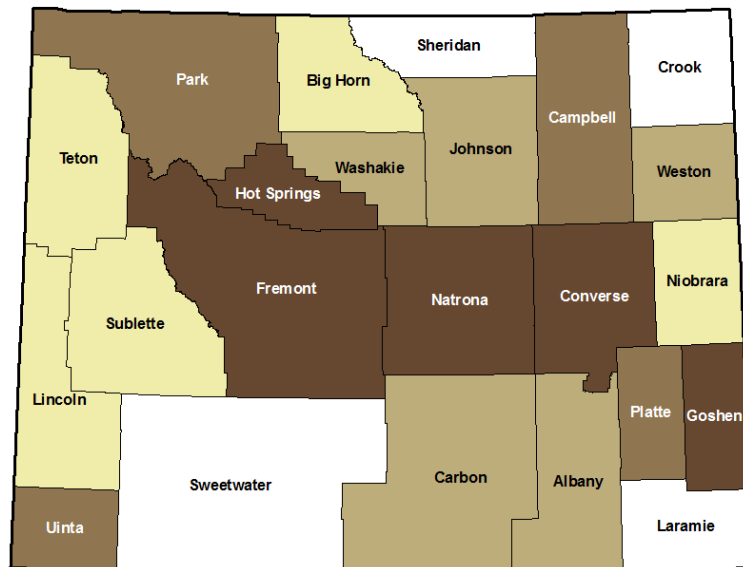
Data Source: Prevention Needs Assessment, 2008-2012

TOBACCO COUNTY MAPS

WYOMING STATE EPIDEMIOLOGICAL OUTCOMES WORKGROUP

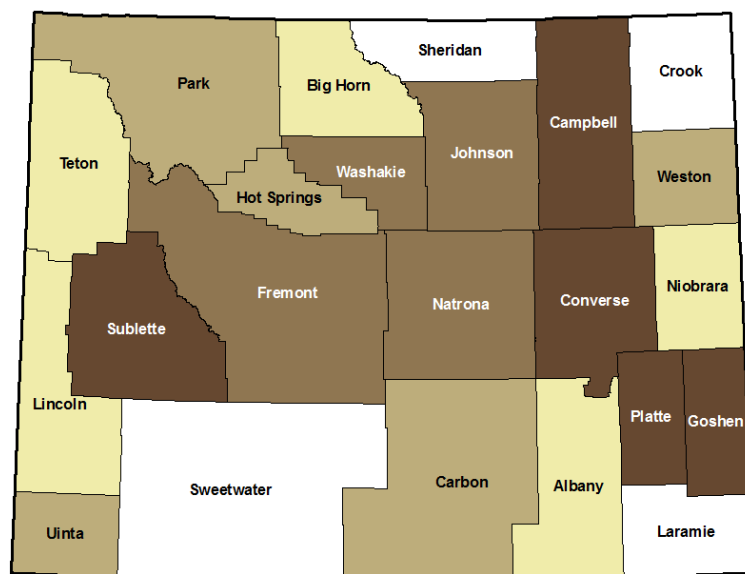
SOCIAL NORMS: YOUTH CIGARETTE USE

Definition: The percentage of students who believe that most students in their school have used cigarettes on one or more occasions during the past 30 days.



Wyoming Counties
6th and 8th Grade Social Norm
Quartiles

- No Data
- 1st Quartile: 33.4 - 39.4
- 2nd Quartile: 39.5 - 45.0
- 3rd Quartile: 45.1 - 47.9
- 4th Quartile: 48.0 - 59.0



Wyoming Counties
10th and 12th Grade Social Norm
Quartiles

- No Data
- 1st Quartile: 61.4 - 77.1
- 2nd Quartile: 77.2 - 82.3
- 3rd Quartile: 82.4 - 85.8
- 4th Quartile: 85.9 - 89.0

Data Source: Prevention Needs Assessment 2008-2012

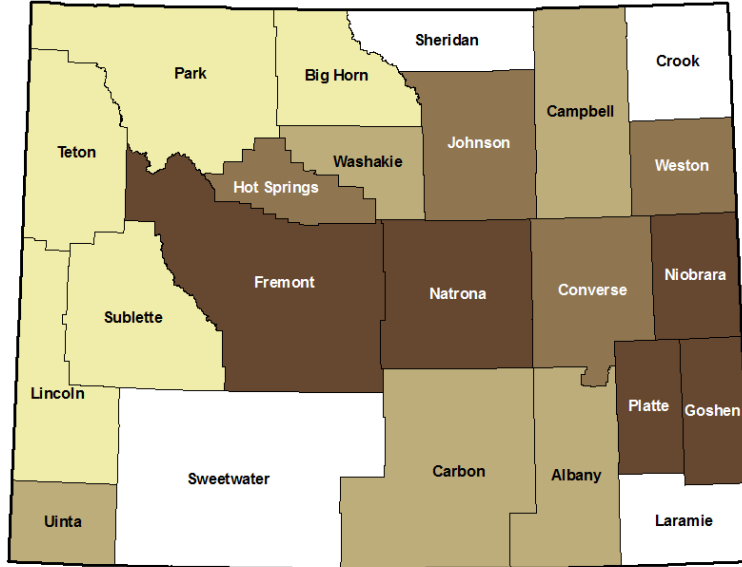


TOBACCO COUNTY MAPS

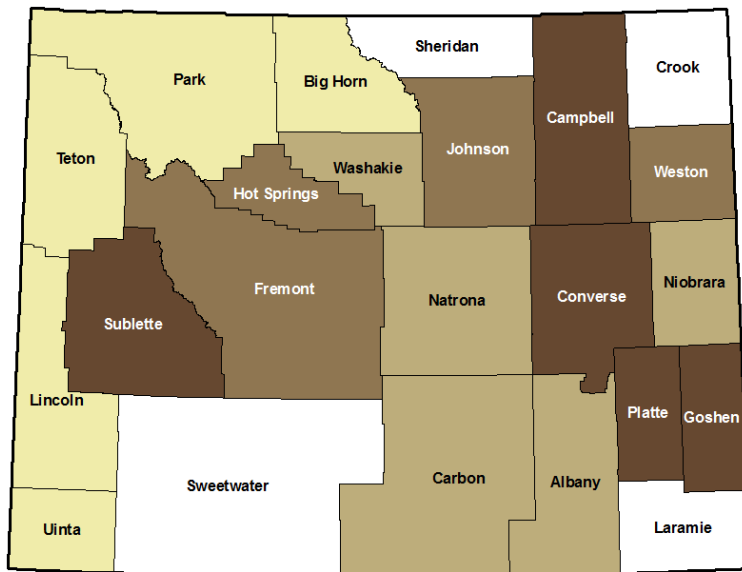
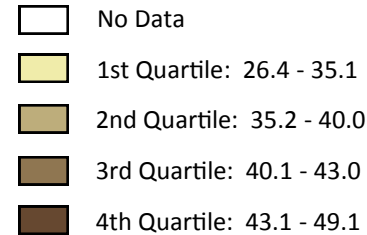
WYOMING STATE EPIDEMIOLOGICAL OUTCOMES WORKGROUP

SOCIAL NORMS: CHEWING TOBACCO USE

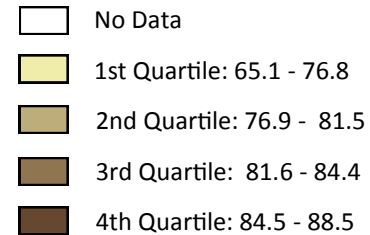
Definition: The percentage of students who believe that most students in their school have used chewing tobacco on one or more occasions during the past 30 days.



Wyoming Counties
6th and 8th Grade Social Norm
Quartiles



Wyoming Counties
10th and 12th Grade Social Norm
Quartiles



Data Source: Prevention Needs Assessment 2008-2012