

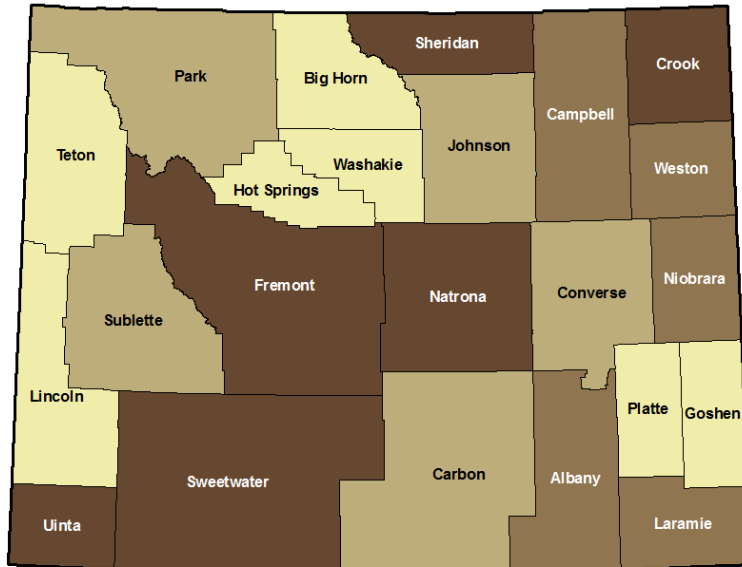


MENTAL HEALTH COUNTY MAPS

WYOMING STATE EPIDEMIOLOGICAL OUTCOMES WORKGROUP

FREQUENT MENTAL DISTRESS

Definition: The percentage of Wyoming adults reporting their mental health (which includes stress, depression, and problems with emotions) was not good for 14 or more of the past 30 days.



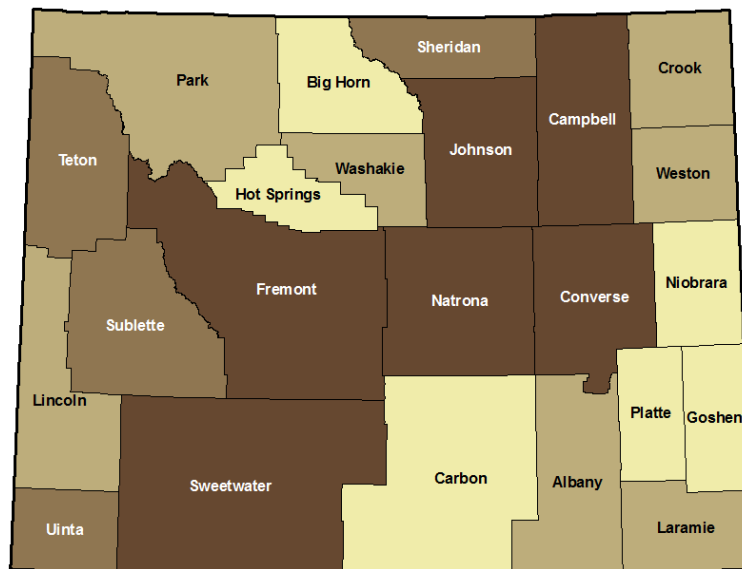
Wyoming Counties Frequent Mental Distress Quartiles

- No Data
- 1st Quartile: 5.7 - 7.8
- 2nd Quartile: 7.9 - 8.9
- 3rd Quartile: 9.0 - 10.0
- 4th Quartile: 10.1 - 11.5

Data Source: Behavioral Risk Factor Surveillance System, 2005-2009

ACTIVITY LIMITATION

Definition: The percentage of Wyoming adults reporting activity limitations due to mental or emotional problems.



Wyoming Counties Activity Limitation Quartiles

- No Data
- 1st Quartile: 0.0 - 4.6
- 2nd Quartile: 4.7 - 7.2
- 3rd Quartile: 7.3 - 9.6
- 4th Quartile: 9.7 - 10.9

Data Source: Behavioral Risk Factor Surveillance System, 2007, 2009

†For more information about Wyoming data at the county level, please refer to WYSAC Technical Report CHES-1427.

‡For more information about Wyoming data at the state level, please refer to WYSAC Technical Report CHES-1426.

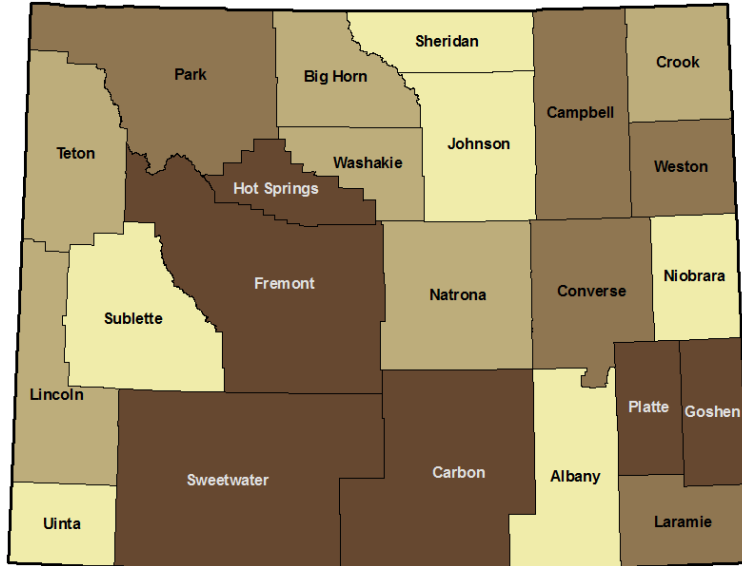


MENTAL HEALTH COUNTY MAPS

WYOMING STATE EPIDEMIOLOGICAL OUTCOMES WORKGROUP

LIMITED EMOTIONAL SUPPORT

Definition: The percentage of Wyoming adults reporting they rarely or never get the social or emotional support they need.



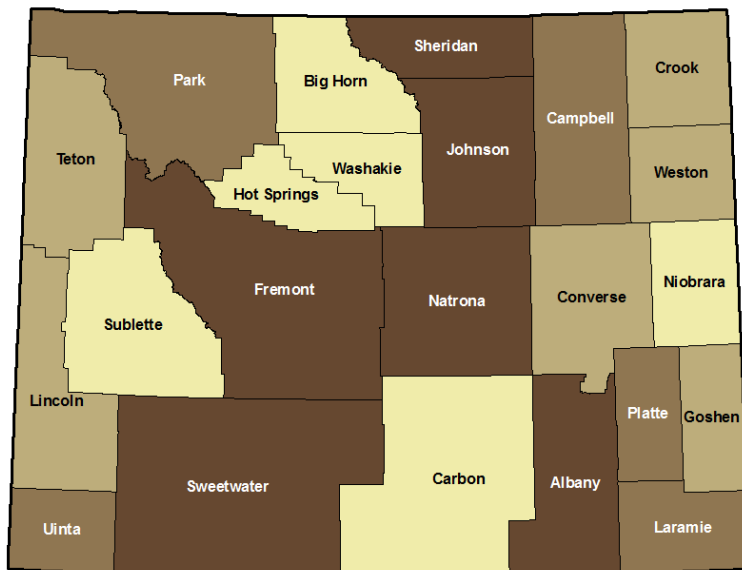
Wyoming Counties Limited Emotional Support Quartiles

- No Data
- 1st Quartile: 3.7 - 4.7
- 2nd Quartile: 4.8 - 5.6
- 3rd Quartile: 5.7 - 6.3
- 4th Quartile: 6.3 - 8.6

Data Source: Behavioral Risk Factor Surveillance System, 2005-2009

CURRENTLY RECEIVING MENTAL HEALTH TREATMENT

Definition: The percentage of Wyoming adults who report currently taking medicine or receiving treatment from a doctor or other health professional for a mental health condition or emotional problem.



Wyoming Counties Reception of Treatment Quartiles

- No Data
- 1st Quartile: 0.0 - 8.3
- 2nd Quartile: 8.4 - 10.0
- 3rd Quartile: 10.1 - 12.0
- 4th Quartile: 12.1 - 16.7

Data Source: Behavioral Risk Factor Surveillance System, 2005-2009