



CONVERSE COUNTY MENTAL HEALTH FACT SHEET

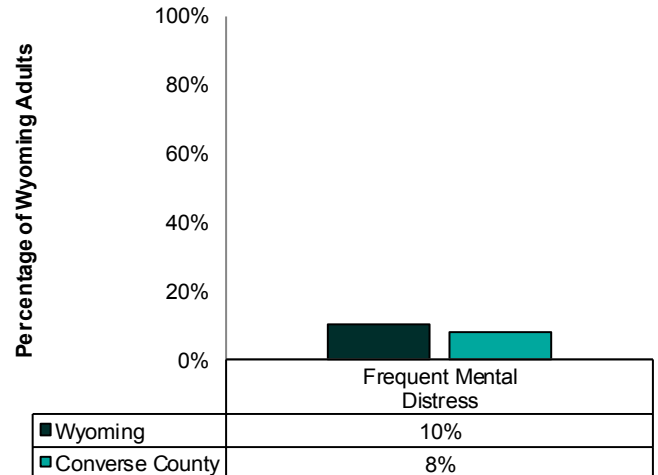
WYOMING STATE EPIDEMIOLOGICAL OUTCOMES WORKGROUP

COUNTY AND STATE HIGHLIGHTS

- For the 2007 and 2009 combined year average, Converse County ranked second highest in the state for the percentage of adults reporting activity limitation due to mental or emotional problems (11% vs. 8% statewide).
- Since 2000, the suicide rate in Wyoming has been nearly two times the national average (22 vs. 12 in 2010).

FREQUENT MENTAL DISTRESS

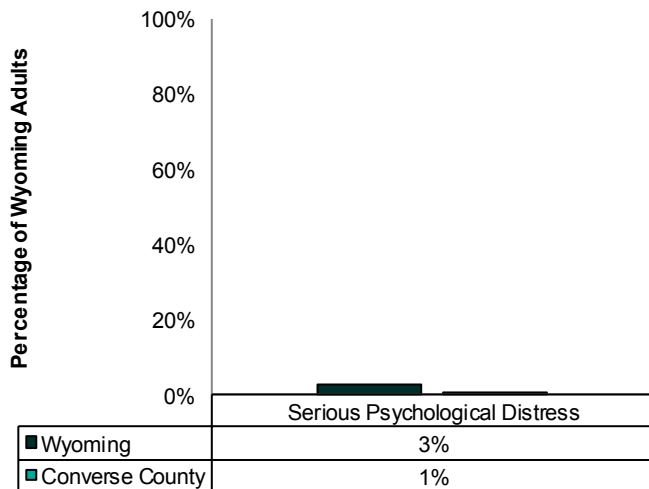
Definition: The percentage of Wyoming adults reporting their mental health (which includes stress, depression, and problems with emotions) was not good for 14 or more of the past 30 days.



Data Source: Behavioral Risk Factor Surveillance System, 2007-2011

SERIOUS PSYCHOLOGICAL DISTRESS

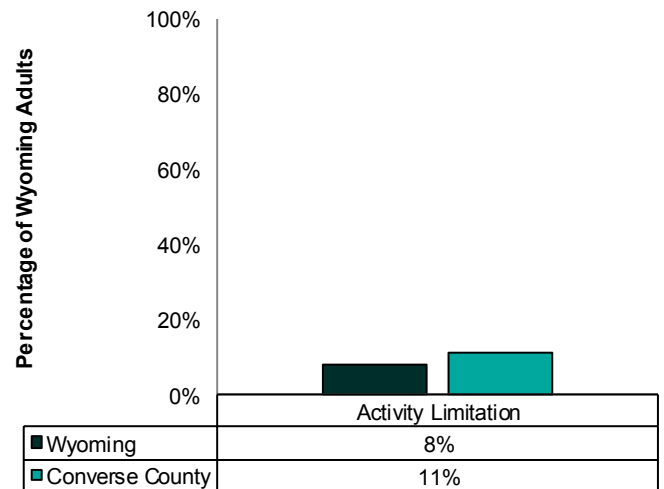
Definition: The percentage of Wyoming adults with a total score of 13 or above (out of a possible 24) based on responses to six mental health questions.



Data Source: Behavioral Risk Factor Surveillance System, 2007 & 2009

ACTIVITY LIMITATION

Definition: The percentage of Wyoming adults reporting activity limitations due to mental or emotional problems.



Data Source: Behavioral Risk Factor Surveillance System, 2007 & 2009

†For more information about Wyoming data at the county level, please refer to WYSAC Technical Report CHES-1427.

‡For more information about Wyoming data at the state level, please refer to WYSAC Technical Report CHES-1426.

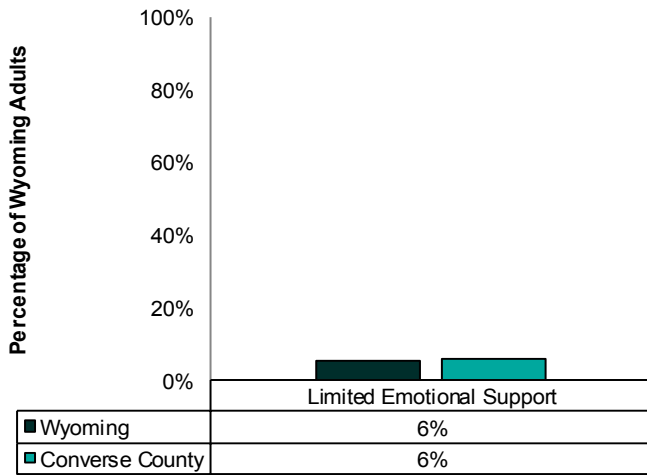


CONVERSE COUNTY MENTAL HEALTH FACT SHEET

WYOMING STATE EPIDEMIOLOGICAL OUTCOMES WORKGROUP

LIMITED EMOTIONAL SUPPORT

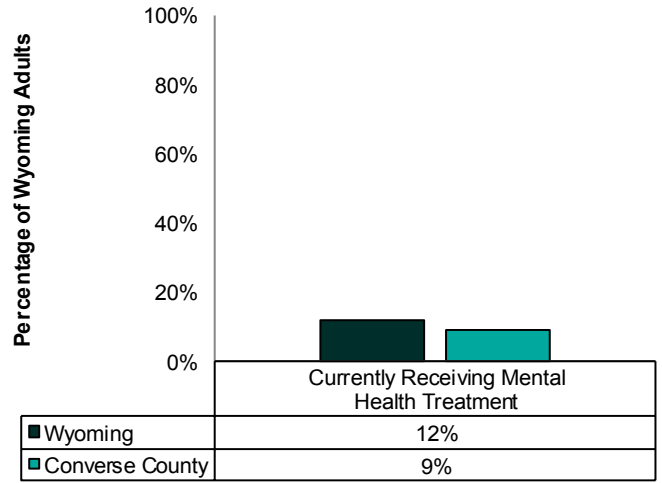
Definition: The percentage of Wyoming adults reporting they rarely or never get the social or emotional support they need.



Data Source: Behavioral Risk Factor Surveillance System, 2007-2010

CURRENTLY RECEIVING MENTAL HEALTH TREATMENT

Definition: The percentage of Wyoming adults who report currently taking medicine or receiving treatment from a doctor or other health professional for a mental health condition or emotional problem.



Data Source: Behavioral Risk Factor Surveillance System, 2007 & 2009

SEOW 2014 Community Fact Sheet Series: Mental Health • CHES-1501
 Corresponding to WYSAC Technical Reports CHES-1427 and CHES-1426
 Produced for the Wyoming Dept. of Health
 August 2014



Wyoming Survey & Analysis Center
 University of Wyoming • Department 3925
 1000 East University Avenue • Laramie WY 82071
 wysac@uwyo.edu • www.wysac.uwyo.edu
 (307) 766-2189 • Fax: (307) 766-2759