



CONVERSE COUNTY GENERAL RELATED FACTORS

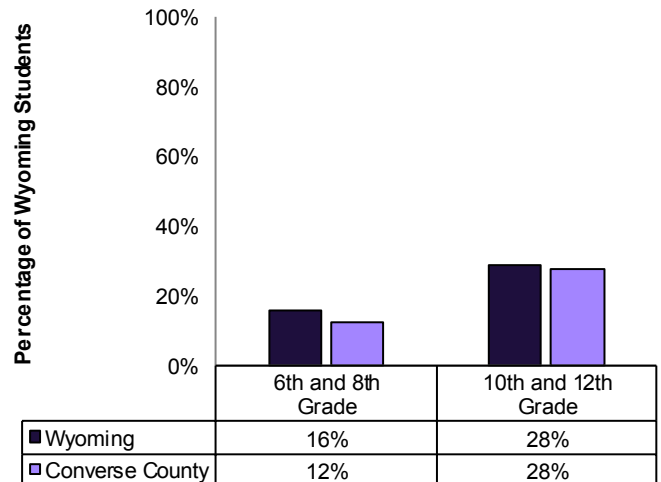
WYOMING STATE EPIDEMIOLOGICAL OUTCOMES WORKGROUP

COUNTY AND STATE HIGHLIGHTS

- From 2008 to 2012 combined year average, Converse County 10th and 12th graders ranked third lowest in the state for students not classified as at lower protection because their answers to a the Social Skills scale on the PNA.
- From 2008 to 2012, Converse County 10th and 12th graders ranked fourth highest in the state for students classifying as high risk because of their answers to the Sensation Seeking scale.

INTENT TO USE DRUGS

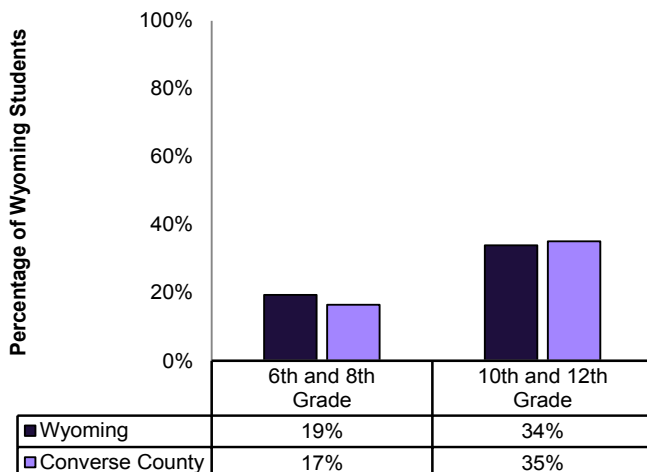
Definition: The percentage of Wyoming students who are classified as high risk because their answers to the scale, which measures the degree to which the student thinks that he/she will use alcohol, tobacco and drugs as an adult.



Data Source: Prevention Needs Assessment, 2008-2012

FAVORABLE ATTITUDE TOWARD DRUG USE

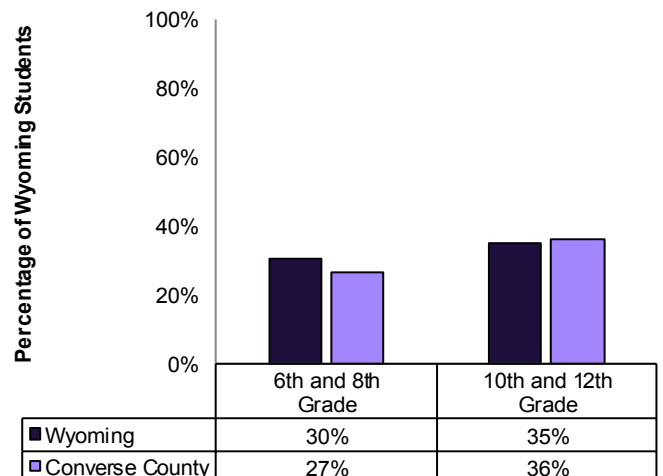
Definition: The percentage of Wyoming students who are classified as high risk because their answers to the scale, which measures the student's approval of someone his/her age using alcohol, cigarettes, marijuana and other illegal drugs.



Data Source: Prevention Needs Assessment, 2008-2012

FRIENDS' USE OF DRUGS

Definition: The percentage of Wyoming students who are classified as high risk because their answers to the scale, which measures the number of close friends that have used alcohol, tobacco, marijuana and other illegal drugs.



Data Source: Prevention Needs Assessment, 2008-2012

†For more information about Wyoming data at the county level, please refer to WYSAC Technical Report CHES-1427.

‡For more information about Wyoming data at the state level, please refer to WYSAC Technical Report CHES-1426.

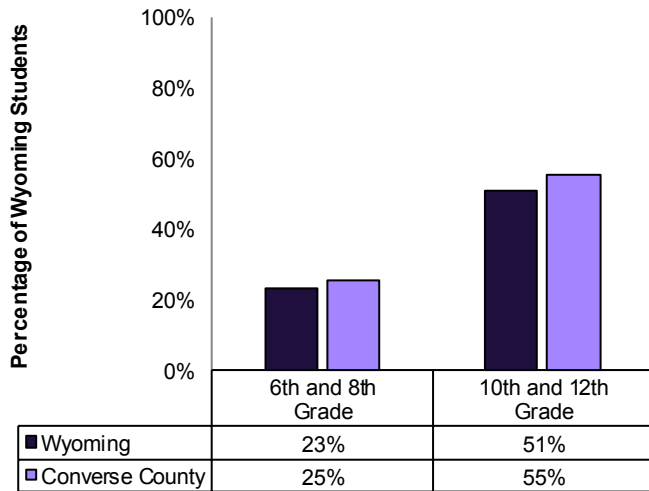


CONVERSE COUNTY GENERAL RELATED FACTORS

WYOMING STATE EPIDEMIOLOGICAL OUTCOMES WORKGROUP

PARENTS' ATTITUDE TOWARDS DRUG USE

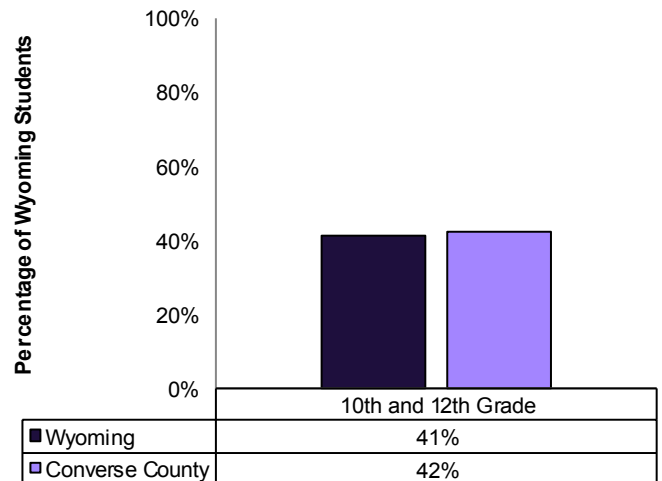
Definition: The percentage of Wyoming students who are classified as high risk because their answers to the scale, which measures how much the student thinks his/her parents would approve of the student using alcohol, cigarettes and marijuana.



Data Source: Prevention Needs Assessment, 2008-2012

ATTITUDE TOWARDS ANTISOCIAL BEHAVIOR

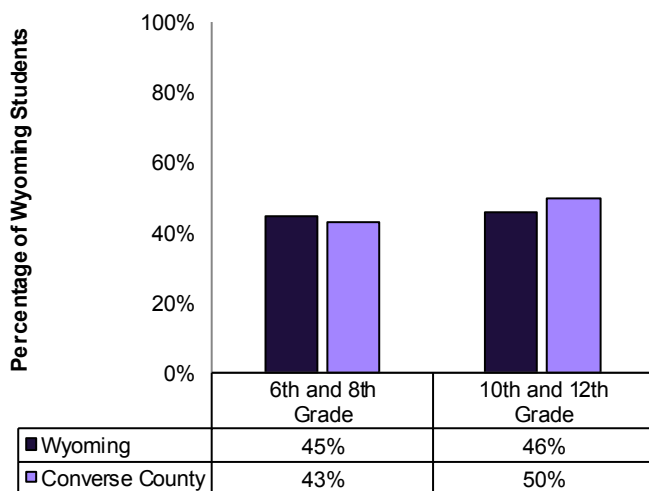
Definition: The percentage of Wyoming 12th grade students who are classified as high risk because their answers to the scale, which measures the student's disapproval of someone his/her age participating in antisocial behavior (e.g., stealing, fighting with others, attacking someone with the intent to cause harm, and skipping school).



Data Source: Prevention Needs Assessment, 2008-2012

SENSATION SEEKING

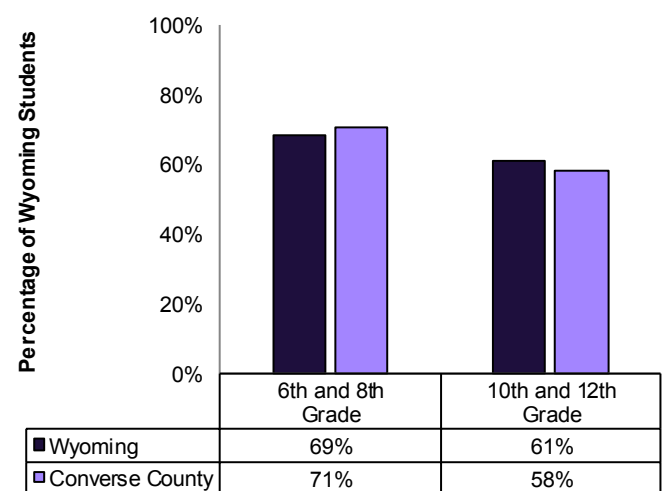
Definition: The percentage of Wyoming students who are classified as high risk because their answers to the scale, which measures how often the student says that he/she participates in dangerous activities regardless of the consequences.



Data Source: Prevention Needs Assessment, 2008-2012

SOCIAL SKILLS

Definition: The percentage of Wyoming students who are classified as higher protection because their answers to the scale, which measures the student's assertiveness and ability to make responsible social decisions.



Data Source: Prevention Needs Assessment, 2008-2012