



# CARBON COUNTY TOBACCO FACT SHEET

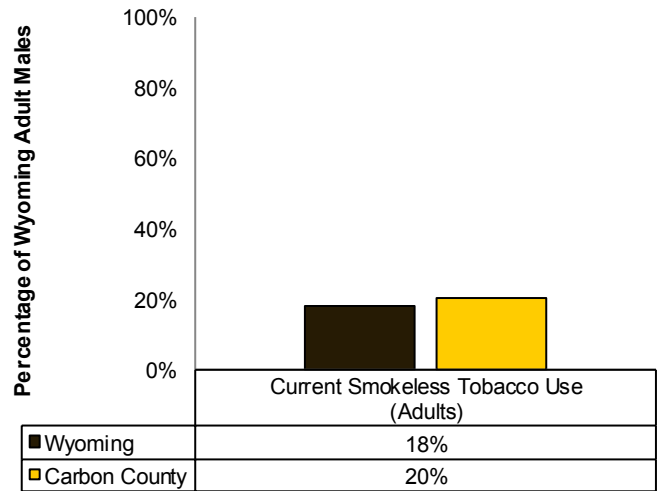
WYOMING STATE EPIDEMIOLOGICAL OUTCOMES WORKGROUP

## COUNTY AND STATE HIGHLIGHTS

- In 2008, Carbon County experienced the lowest percentage of bars indicating they are entirely non-smoking indoors for customers and employees (7% vs. 40% statewide).
- In 2013, the majority of Wyoming citizens supported smoke-free restaurants (78%), smoke-free workplaces (79%), and did not allow smoking within their households (87%).

## CURRENT SMOKELESS TOBACCO USE (ADULTS)

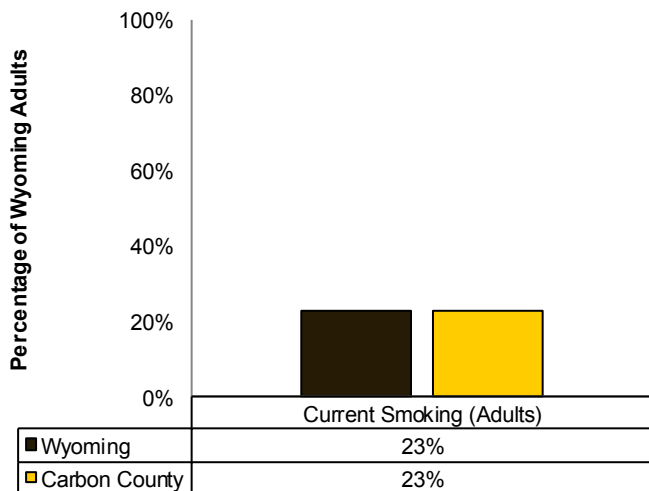
**Definition:** The percentage of Wyoming men reporting currently using smokeless tobacco.



Data Source: Behavioral Risk Factor Surveillance System, 2007-2011

## CURRENT SMOKING (ADULTS)

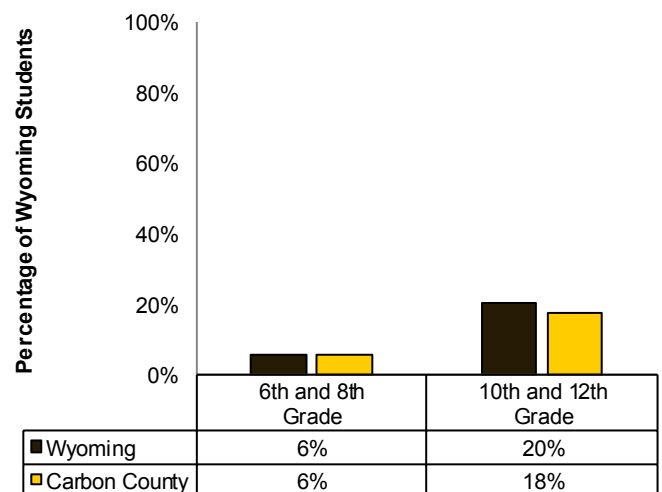
**Definition:** The percentage of Wyoming adults reporting having smoked at least 100 cigarettes in their lifetime and are currently smoking everyday or some days.



Data Source: Behavioral Risk Factor Surveillance System, 2007-2011

## CURRENT SMOKING (YOUTH)

**Definition:** The percentage of students who reported smoking a cigarette in the past 30 days on one or more occasions.



Data Source: Prevention Needs Assessment, 2008-2012

†For more information about Wyoming data at the county level, please refer to WYSAC Technical Report CHES-1427.

‡For more information about Wyoming data at the state level, please refer to WYSAC Technical Report CHES-1426.

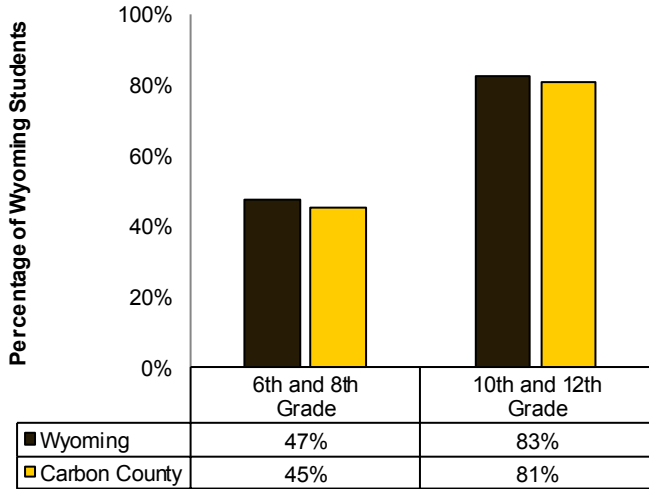


# CARBON COUNTY TOBACCO FACT SHEET

WYOMING STATE EPIDEMIOLOGICAL OUTCOMES WORKGROUP

## SOCIAL NORMS: YOUTH CIGARETTE USE

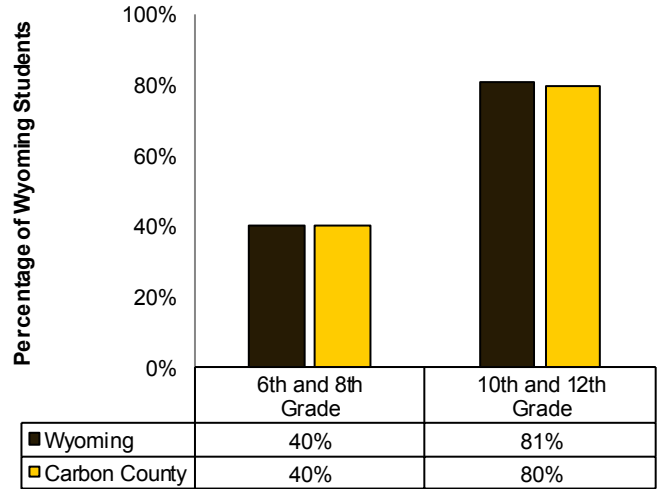
**Definition:** The percentage of students who believe that most students in their school have used cigarettes on one or more occasions during the past 30 days.



Data Source: Prevention Needs Assessment, 2008-2012

## SOCIAL NORMS: CHEWING TOBACCO USE

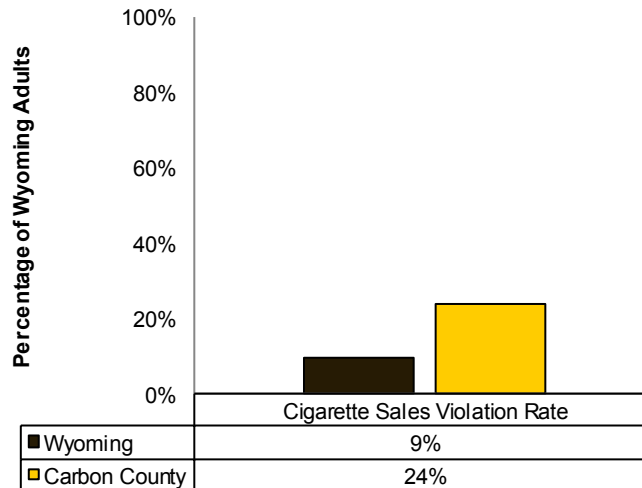
**Definition:** The percentage of students who believe that most students in their school have used chewing tobacco on one or more occasions during the past 30 days.



Data Source: Prevention Needs Assessment, 2008-2012

## CIGARETTE SALES VIOLATION RATE TO UNDERAGE BUYERS

**Definition:** The percentage of Wyoming retailers who were not compliant with tobacco sales regulations.



Data Source: SYNAR, 2010-2013