


# Carbon County Fact Sheet 2011

## Introduction

This fact sheet presents county-specific data for the core variables related to the Tobacco Prevention and Control Program (TP&C) in Wyoming. WYSAC organizes the data around four topics: prevalence and consumption, exposure to secondhand smoke, youth initiation, and tobacco quit attempts and successes.

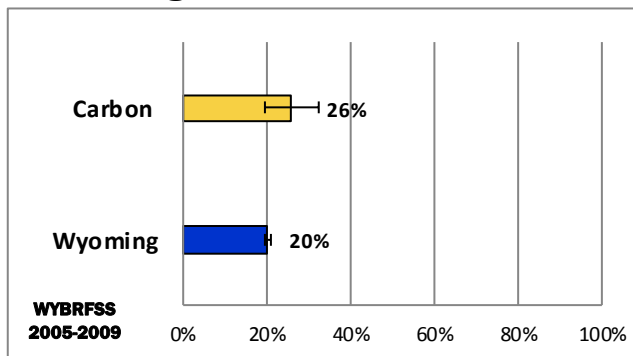


For this fact sheet, WYSAC use the data source's conventions for ascertaining statistical significance and for calculating confidence intervals. When presenting data drawn from a sample, we represent confidence intervals with whiskers on bar graphs. In the text accompanying graphs and charts, we identify as significant only those differences and changes over time that have been identified by the data source as statistically significant or where confidence intervals do not overlap. The data source for any graph in this fact sheet is listed in the lower left hand corner of the graph. For further information on specific data sources, please consult the Data Sources Section on the final page of this fact sheet.



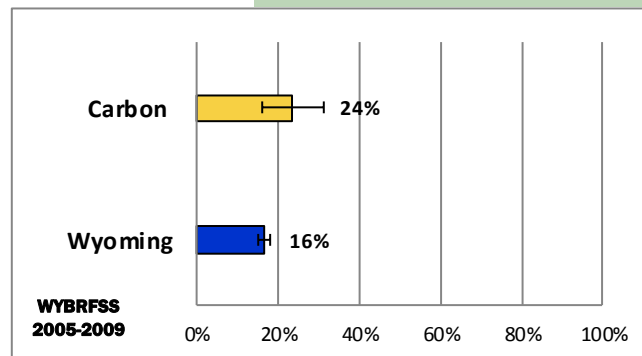
## PREVALENCE AND CONSUMPTION

### Percentage of Adults Who Smoke



The percentage of adults who smoke includes adults who have smoked at least 100 cigarettes in their lifetime and who currently smoke every day or some days.

### Percentage of Adult Males Who Use Smokeless Tobacco



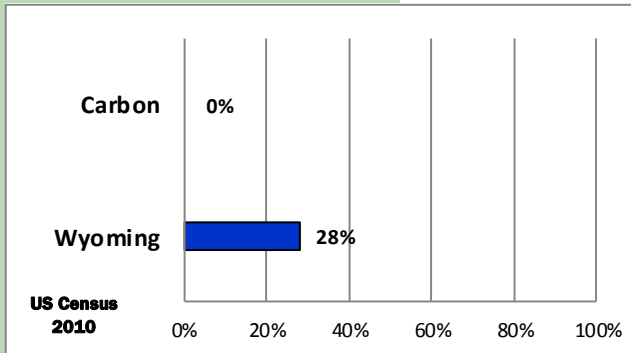
Because of the gender disparity in smokeless tobacco use, this variable is measured by the percentage of *males* who currently use smokeless tobacco products (e.g., chewing tobacco or snuff) every day or some days.

# Carbon County Fact Sheet 2011



## EXPOSURE TO SECONDHAND SMOKE

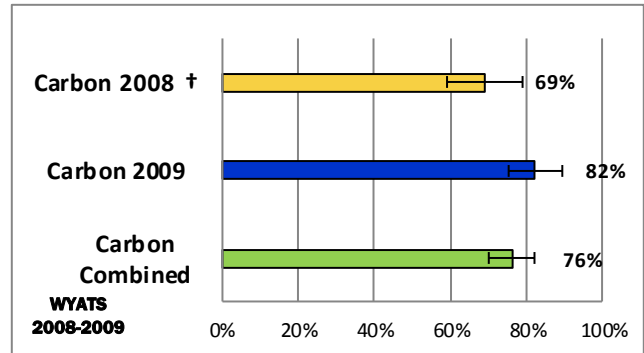
### Population Covered by Comprehensive Smokefree Ordinances



We calculate the population covered by comprehensive\* smokefree ordinances by using 2010 U.S. Census Bureau data and local municipal codes. Carbon County has no smokefree ordinances.

\*Comprehensive ordinances cover workplaces, restaurants, and bars.

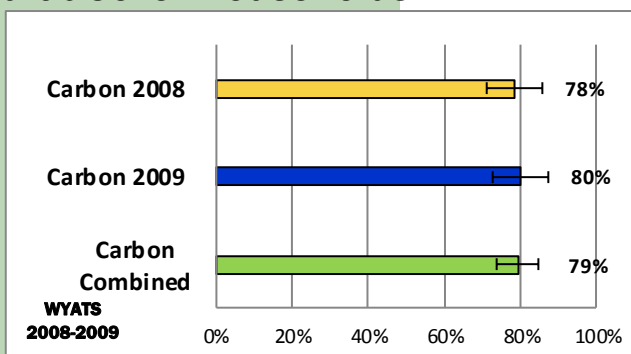
### Percentage of Adults Supporting Local Smokefree Ordinances that Cover Restaurants



The Wyoming Adult Tobacco Survey (WYATS) asks Wyoming adults: “Some cities and towns are considering laws that would make restaurants smokefree, that is, eliminating all tobacco smoke from restaurants. Would you support such a law in your community?” Support for local smokefree ordinances that cover restaurants is comprised of Wyoming adults who answered *yes* to this question.

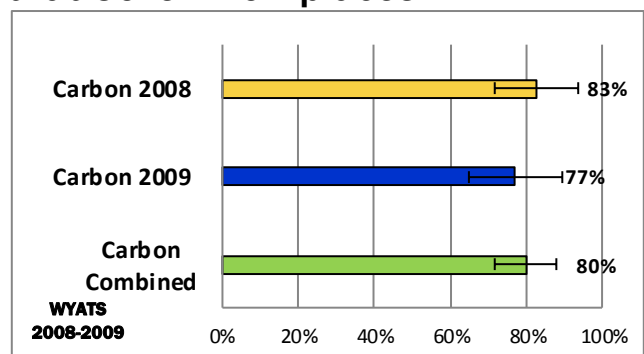
† Statistically significantly better (Pearson's chi-square,  $p = 0.030$ ) in 2009 as compared to 2008.

### Percentage of Smokefree Policies that Cover Households



The WYATS asks Wyoming adults about the smoking policies in their home. The percentage of smokefree policies that cover households is comprised of adults who said they do not allow smoking anywhere in their home.

### Percentage of Smokefree Policies that Cover Workplaces



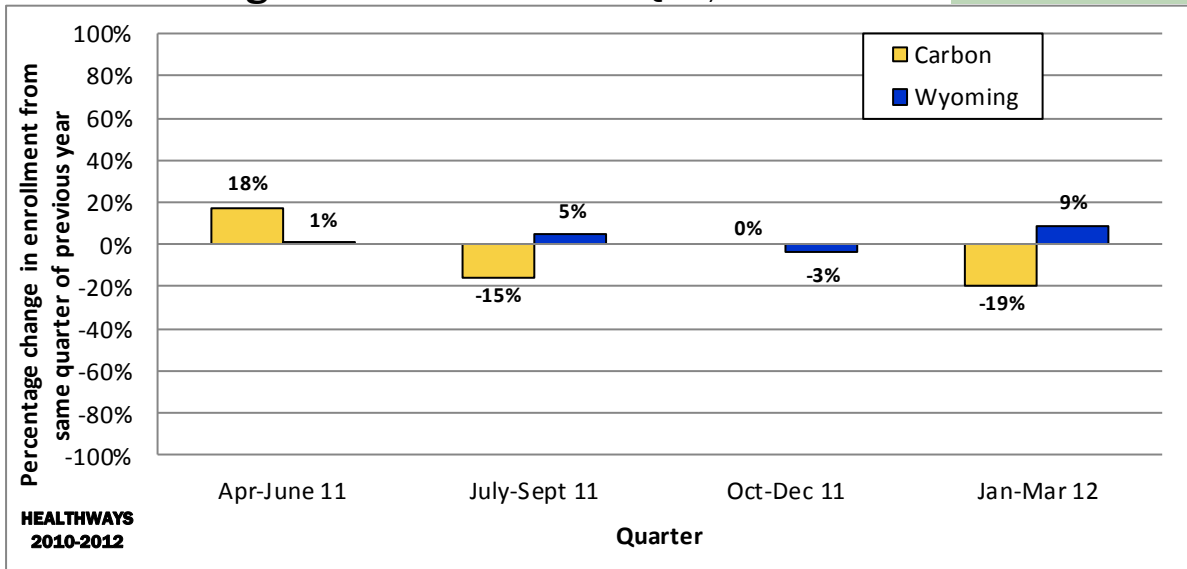
The WYATS asks Wyoming adults about the smoking policies at their workplace. The percentage of smokefree policies that cover workplaces is comprised of adults who said smoking is not allowed in any of their work areas.

# Carbon County Fact Sheet 2011



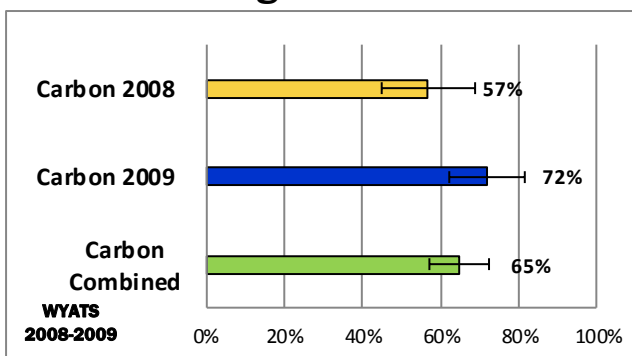
## TOBACCO QUIT ATTEMPTS AND SUCCESSES

### Percent Change in Enrollment in WQTP, FY 2011–FY 2012



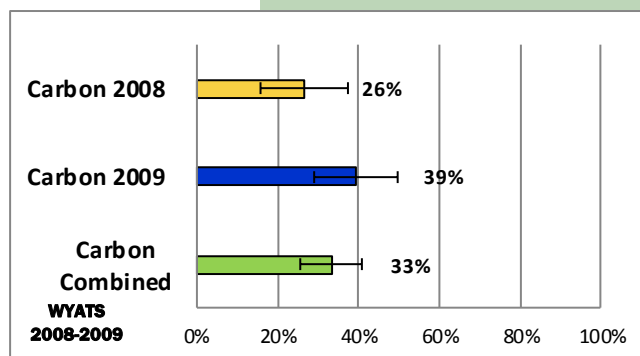
The percent change in enrollment in WQTP is measured by the percent difference from the same month of the previous year. The last date for which data are available is March 2012.

### Health Professionals Asking about Smoking



The WYATS asks Wyoming adults who saw a health professional in the past 12 months whether any doctor, nurse, or other health professional asked if they smoke.

### Health Professionals Asking about Smokeless Tobacco Use



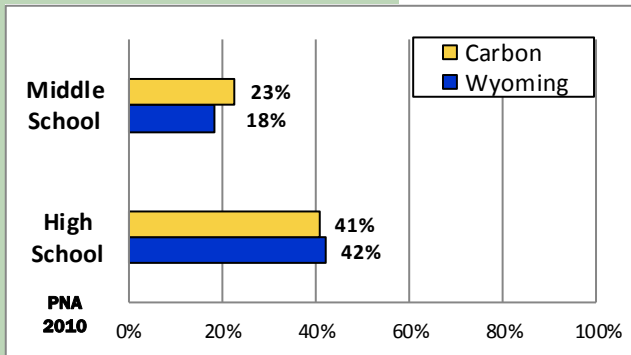
The WYATS asks Wyoming adults who saw a health professional in the past 12 months whether any doctor, nurse, or other health professional asked if they use smokeless tobacco.

# Carbon County Fact Sheet 2011

## YOUTH INITIATION

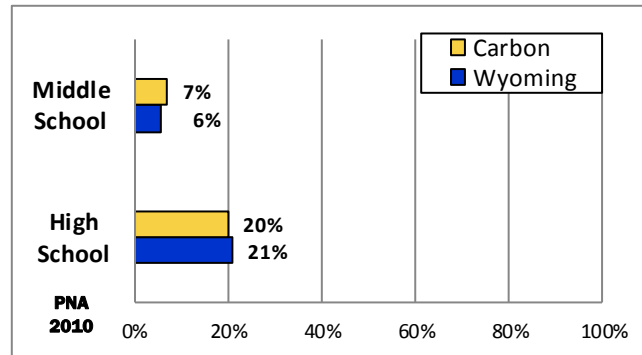


### Percentage of Students Who Have Ever Smoked



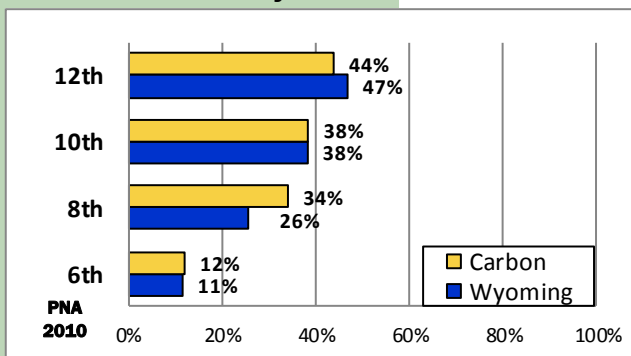
The percentage of students who have ever smoked includes youth who have ever used or tried cigarettes, “even one or two puffs.” High School combines 10<sup>th</sup> and 12<sup>th</sup> graders. Middle School combines 6<sup>th</sup> and 8<sup>th</sup> graders.

### Percentage of Students Who Smoke



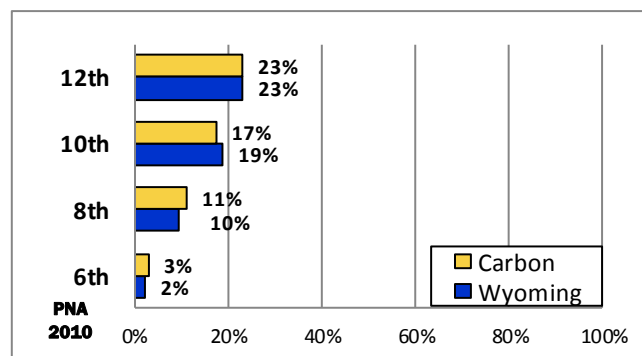
The percentage of students who smoke includes youth who have smoked on at least one of the past 30 days. High School combines 10<sup>th</sup> and 12<sup>th</sup> graders. Middle School combines 6<sup>th</sup> and 8<sup>th</sup> graders.

### Percentage of Students Who Have Ever Smoked by Grade



The percentage of students who have ever smoked by grade includes 6<sup>th</sup>, 8<sup>th</sup>, 10<sup>th</sup>, and 12<sup>th</sup> graders who have ever used or tried cigarettes, “even one or two puffs.”

### Percentage of Students Who Smoke by Grade

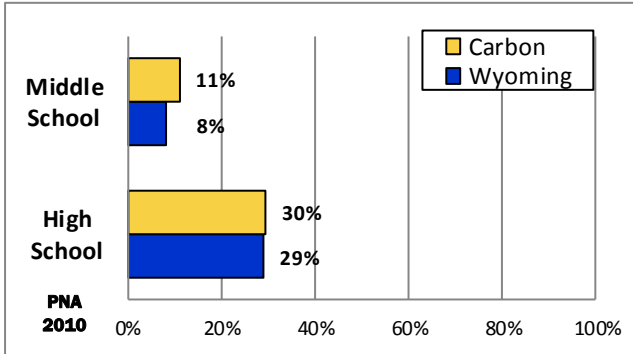


The percentage of students who smoke by grade includes 6<sup>th</sup>, 8<sup>th</sup>, 10<sup>th</sup>, and 12<sup>th</sup> graders who have smoked on at least one of the past 30 days.

# Carbon County Fact Sheet 2011

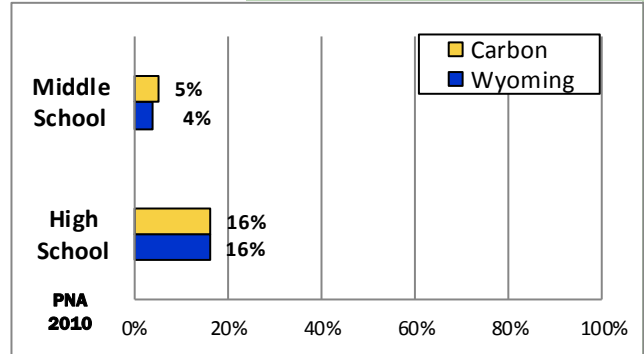
## YOUTH INITIATION

**Percentage of Students Who Have Ever Used Smokeless Tobacco**



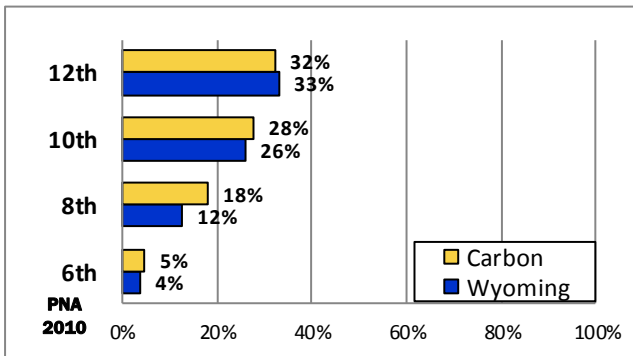
The percentage of students who have ever used smokeless tobacco includes youth who have ever used or tried smokeless tobacco, “even one or two pinches.” High School combines 10<sup>th</sup> and 12<sup>th</sup> graders. Middle School combines 6<sup>th</sup> and 8<sup>th</sup> graders.

**Percentage of Students Who Use Smokeless Tobacco**



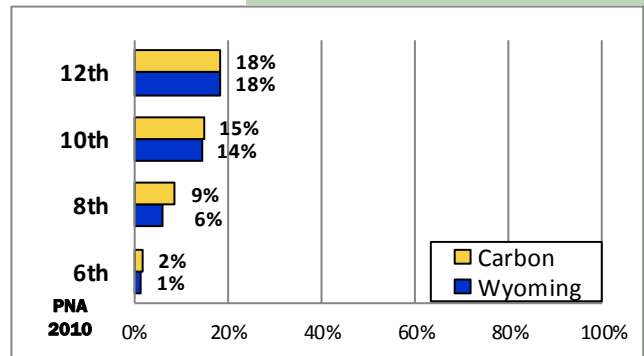
The percentage of students who use smokeless tobacco includes youth who have used smokeless tobacco on at least one of the past 30 days. High School combines 10<sup>th</sup> and 12<sup>th</sup> graders. Middle School combines 6<sup>th</sup> and 8<sup>th</sup> graders.

**Percentage of Students Who Have Ever Used Smokeless Tobacco by Grade**



The percentage of students who have ever used smokeless tobacco by grade includes 6<sup>th</sup>, 8<sup>th</sup>, 10<sup>th</sup>, and 12<sup>th</sup> graders who have ever used or tried smokeless tobacco, “even one or two pinches.”

**Percentage of Students Who Use Smokeless Tobacco by Grade**

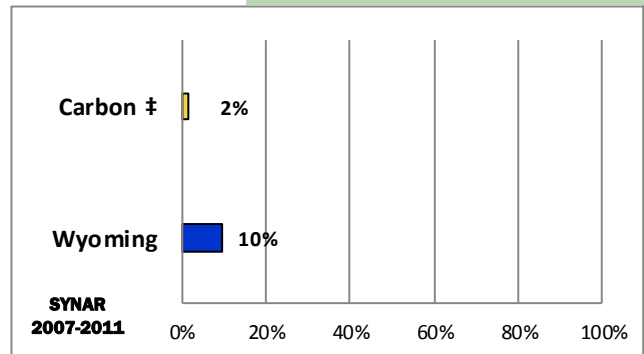


The percentage of students who use smokeless tobacco by grade includes 6<sup>th</sup>, 8<sup>th</sup>, 10<sup>th</sup>, and 12<sup>th</sup> graders who have used smokeless tobacco on at least one of the past 30 days.

**Percentage of Tobacco Retailers That Attempted to Sell Cigarettes to Minors**

The Synar Compliance Survey measures retailer violation of tobacco sales laws. Retailer violation is the percentage of stores that attempted to sell tobacco to a minor.

\* Statistically significantly better than the rest of the state.



# Carbon County Fact Sheet 2011

## Data Sources

**Healthways.** From August 2009 to current, Healthways, Inc. has overseen the Wyoming Quit Tobacco Program (WQTP) under contract to the Wyoming Department of Health, Public Health Division (PHD) and collected enrollment data. Because the enrollment data represents all callers to the WQTP, confidence intervals, margins of error, and statistical significance in assessments of differences are irrelevant.

**PNA:** The Prevention Needs Assessment (PNA) is a survey designed to gather information for the planning and evaluation of substance abuse, violence, and delinquent behavior prevention programs, policies, and practices. WYSAC has administered the PNA biennially as a census survey of all enrolled 6<sup>th</sup>, 8<sup>th</sup>, 10<sup>th</sup>, and 12<sup>th</sup> grade students in Wyoming, under contract to PHD (alternating administration with biennial administration of the Wyoming Youth Risk Behavior Survey [WYYRBS]). As a census survey, confidence intervals, margins of error, and statistical significance in assessments of differences are irrelevant.

For interactive graphing of PNA data, go to: <http://wysac.uwyo.edu/pnaig>.

**Synar:** The Synar Amendment, enacted in 1992, requires states to have laws prohibiting the sale and distribution of tobacco products to persons under 18 and to enforce those laws effectively. The Substance Abuse and Mental Health Services Administration (SAMHSA) regulation of the Synar Amendment requires states to conduct annual, random, and unannounced inspections to ensure compliance with tobacco sales laws. Annually, WYSAC conducts the Wyoming Synar Survey under contract to PHD. WYSAC follows formulas provided by SAMHSA to calculate confidence intervals, margins of error, and statistical significance in assessments of differences.

**U.S. Census:** The U.S. Census Bureau provides data on the population of each municipality or county.

For U.S. Census Bureau data on Wyoming municipality and county populations, go to: <http://quickfacts.census.gov/qfd/states/56000.html>

**WYATS:** The Wyoming Adult Tobacco Survey (WYATS) is a nationally standardized telephone survey that collects data from Wyoming adults on attitudes about tobacco policies, environmental tobacco smoke, tobacco use prevalence and consumption, and tobacco cessation. WYSAC administered the WYATS biennially between 2002 and 2006, and annually between 2007 and 2009; WYSAC conducted all administrations under contract to PHD with guidance from the Centers for Disease Control and Prevention (CDC). WYSAC calculates confidence intervals, margins of error, and statistical significance in assessments of differences and changes over time using  $p < .05$ .

For interactive graphing of WYATS data, go to: <http://wysac.uwyo.edu/Tobacco>

**WYBRFSS:** The Wyoming Behavior Risk Factor Surveillance System (WYBRFSS) provides statewide data for Wyoming adults on risk factors and conditions related to the leading causes of death, including tobacco consumption and exposure to secondhand smoke. The WYBRFSS is conducted annually by the Wyoming Department of Health with guidance from the CDC. The WYBRFSS does not attempt to calculate statistically significant differences or changes over time using statistical tests but, instead, uses 95% confidence intervals (meaning that we are 95% confident that the true population value lies between the upper and lower bounds). We identify statistically significant differences and changes over time for WYBRFSS data when confidence intervals do not overlap. For the data presented in the County Fact Sheets, we aggregate WYBRFSS data from 2005-2009.

For WYBRFSS data, go to: <http://wdh.state.wy.us/phsd/brfss/brfss.html>

For BRFSS data, go to: <http://wdh.state.wy.us/phsd/brfss/brfss.html>

For further information on the methodologies for collecting data presented in the *County Fact Sheets*, for data comparisons between the United States and Wyoming, and for discussions of statewide disparities, please consult the *Impact of Tobacco in the State of Wyoming: 2010-2011 Annual Summary*.

### WYSAC Fact Sheet: Carbon County 2011 DER-1221-Carbon

Produced for the  
Wyoming Dept. of Health

June 2012



Wyoming Survey & Analysis Center

University of Wyoming •  
Department 3925

1000 East University Avenue •

Laramie WY 82071

wysac@uwyo.edu •

[www.wysac.uwyo.edu](http://www.wysac.uwyo.edu)

(307) 766-2189 • Fax: (307) 766-2756

