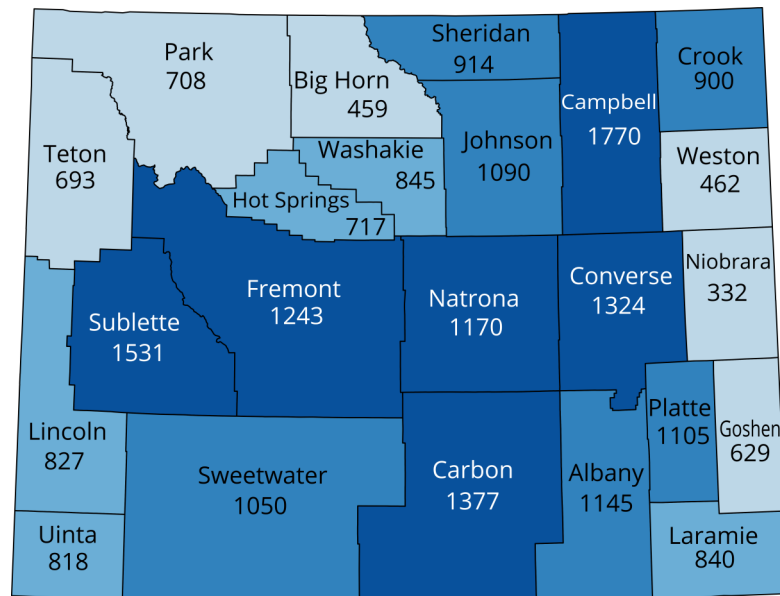


ALCOHOL COUNTY MAPS (2015)


WYOMING STATE EPIDEMIOLOGICAL OUTCOMES WORKGROUP

DUI ARRESTS (ADULT)

Definition: The rate per 100,000 population for arrests due to driving under the influence (i.e., driving or operating any vehicle or common carrier while drunk or under the influence of liquor or narcotics).



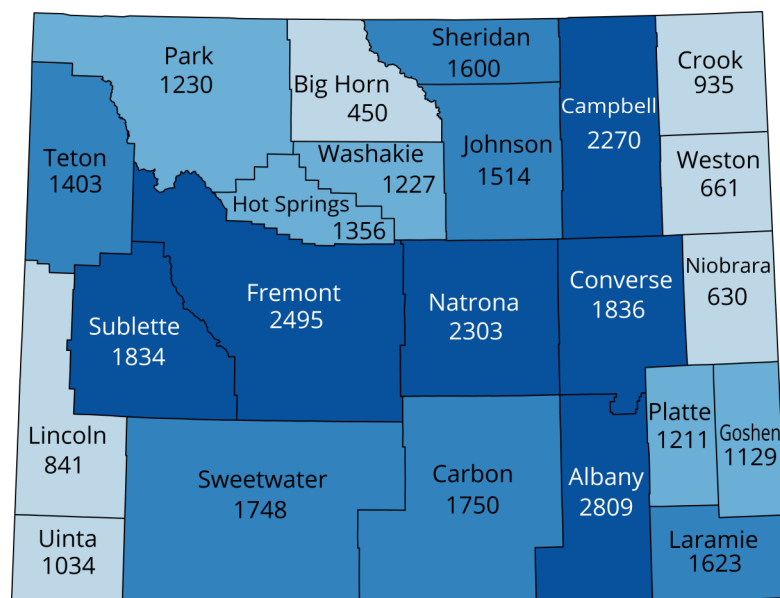
Adult DUI Arrest Rate Quartiles




Data Source: Department of Criminal Investigation, 2010-2014

TOTAL ALCOHOL-RELATED ARRESTS

Definition: The combined rate per 100,000 population for arrests due to drunkenness or intoxication, driving under the influence, or liquor law violations for adults and youth.



Alcohol-Related Arrest Rate Quartiles



Data Source: Department of Criminal Investigation, 2010-2014

For more information about Wyoming data at the county level, please refer to WYSAC Technical Report CHES-1530.

For more information about Wyoming data at the state level, please refer to WYSAC Technical Report CHES-1529.



Wyoming Survey & Analysis Center
UNIVERSITY OF WYOMING

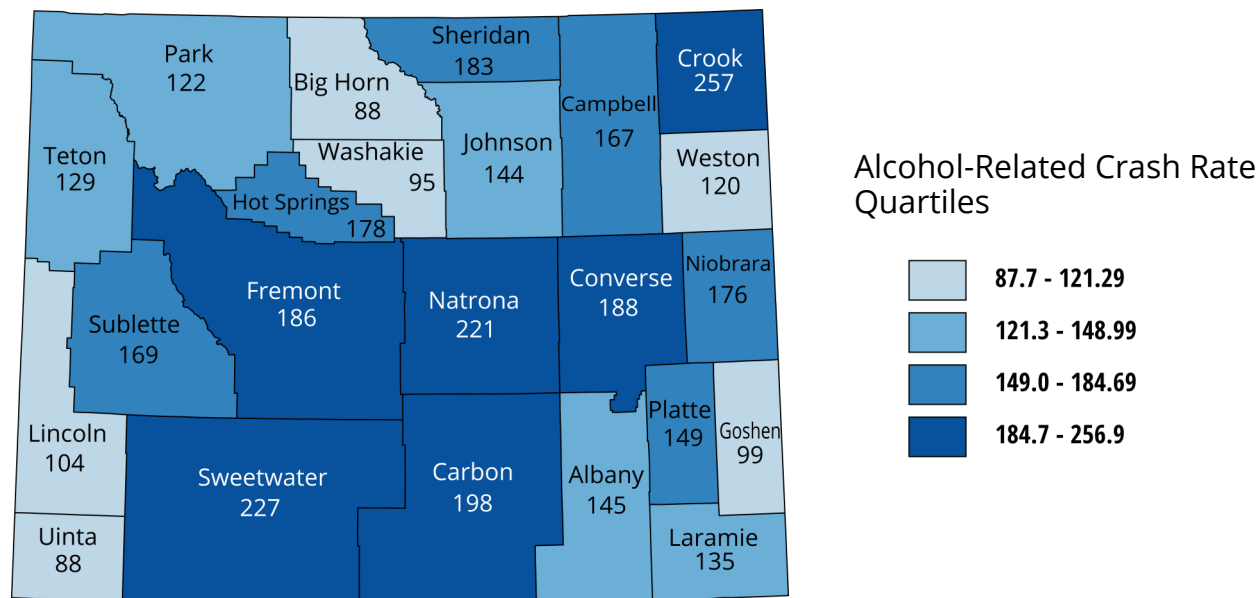
Department 3925 • 1000 East University Avenue • Laramie WY 82071
wysac@uwyo.edu • www.wysac.uwyo.edu • (307) 766-2189 • Fax: (307) 766-2759

ALCOHOL COUNTY MAPS (2015)

WYOMING STATE EPIDEMIOLOGICAL OUTCOMES WORKGROUP

ALCOHOL-RELATED FATAL, INJURY, AND PROPERTY CRASHES

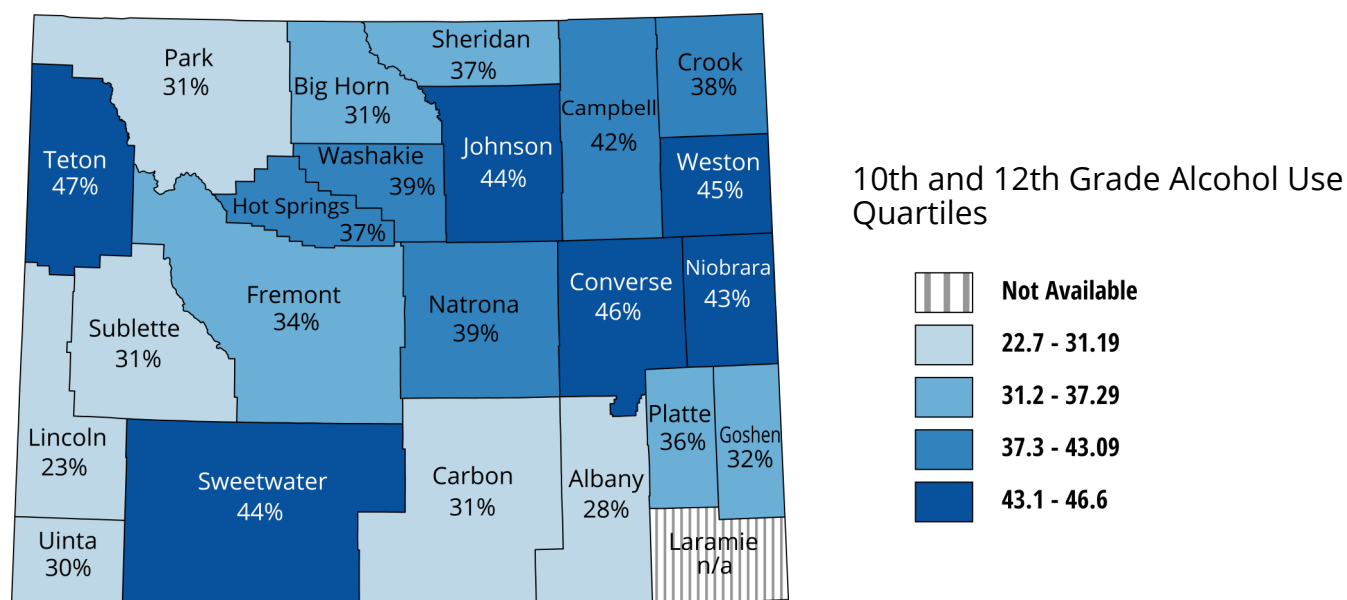
Definition: The rate per 100,000 population of alcohol-related vehicular crashes that resulted in fatalities, injuries, or property damage (where Blood Alcohol Content by volume is > than .01).



Data Source: Wyoming Department of Transportation, 2010-2014

30-DAY ALCOHOL USE (YOUTH)

Definition: The percentage of Wyoming 10th and 12th grade students that reported having at least one drink of alcohol one or more times in the past 30 days.



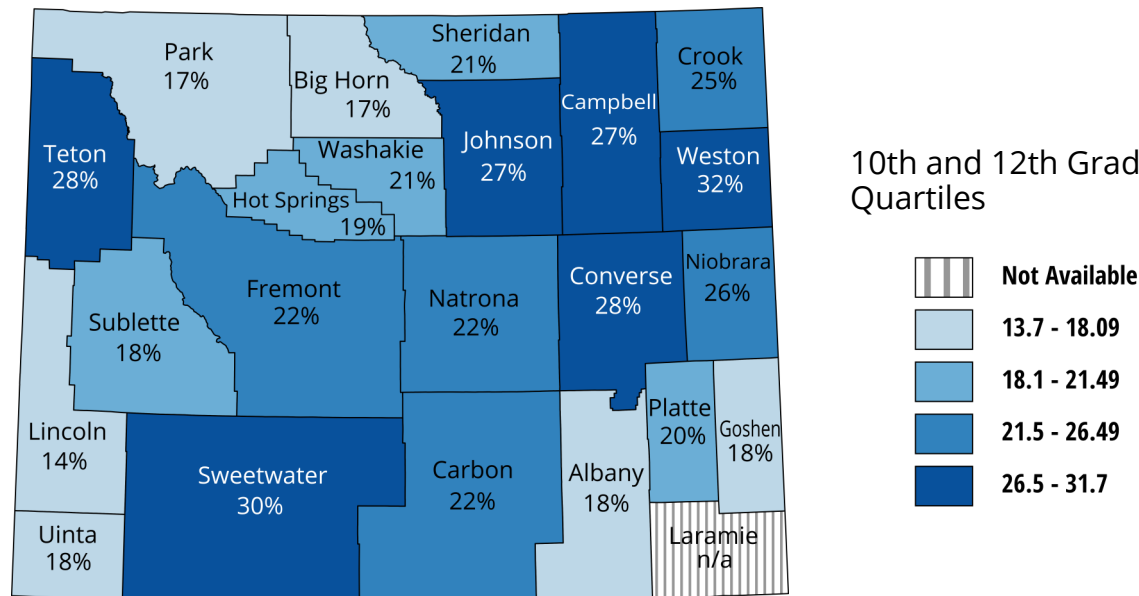
Data Source: Prevention Needs Assessment, 2010-2014

ALCOHOL COUNTY MAPS (2015)

WYOMING STATE EPIDEMIOLOGICAL OUTCOMES WORKGROUP

BINGE DRINKING (YOUTH)

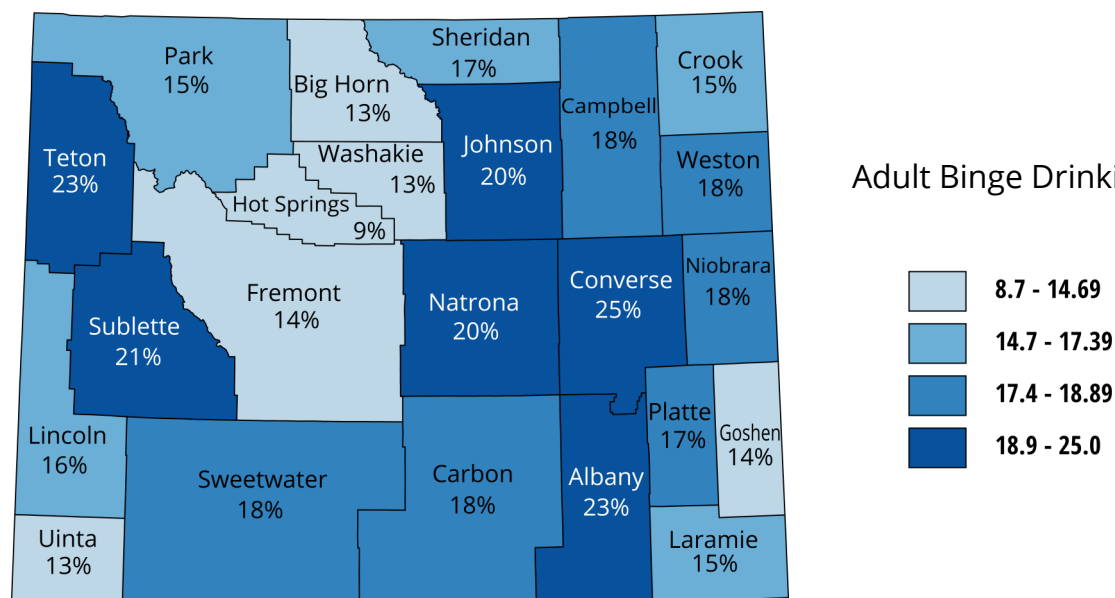
Definition: The percentage of Wyoming 10th and 12th grade students reporting having consumed 5 or more drinks in one sitting in the past two weeks.



Data Source: Prevention Needs Assessment, 2010-2014

BINGE DRINKING (ADULTS)

Definition: The percentage of Wyoming adults reporting having 5 or more drinks on an occasion at least one time in the past month.



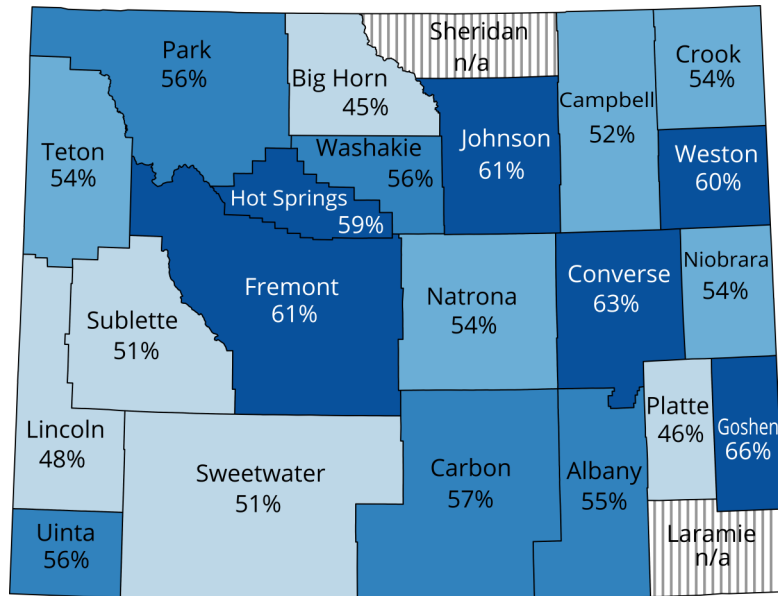
Data Source: Behavioral Risk Factor Surveillance System, 2011-2013

ALCOHOL COUNTY MAPS (2015)

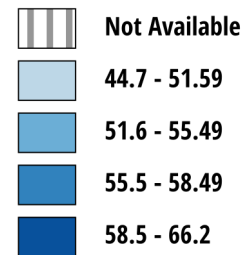
WYOMING STATE EPIDEMIOLOGICAL OUTCOMES WORKGROUP

SOCIAL NORMS: 30-DAY ALCOHOL USE (YOUTH)

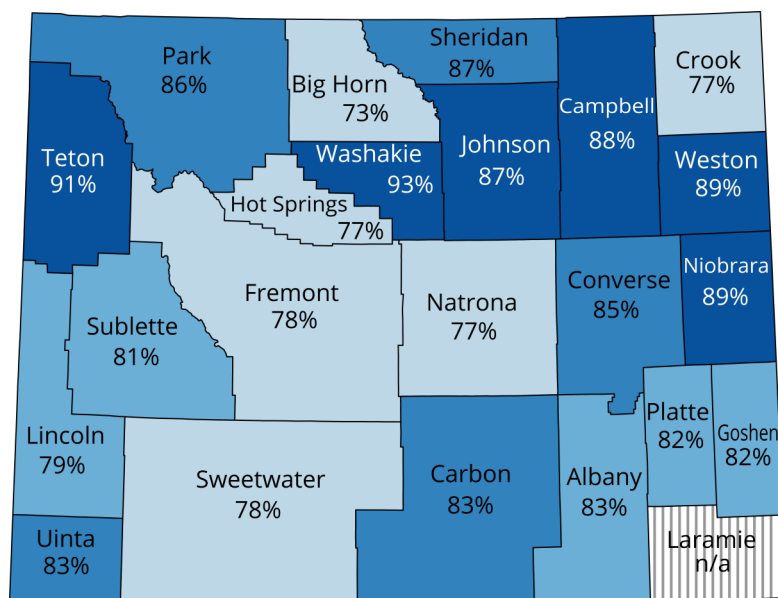
Definition: The percentage of Wyoming students who thought that most students in their school drank at least once in the past 30 days.



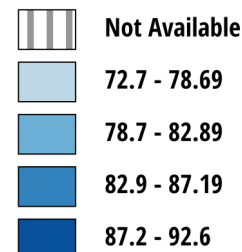
Wyoming Counties 6th and 8th Grade Social Norm Quartiles



Data Source: Prevention Needs Assessment, 2010-2014



Wyoming Counties 10th and 12th Grade Social Norm Quartiles



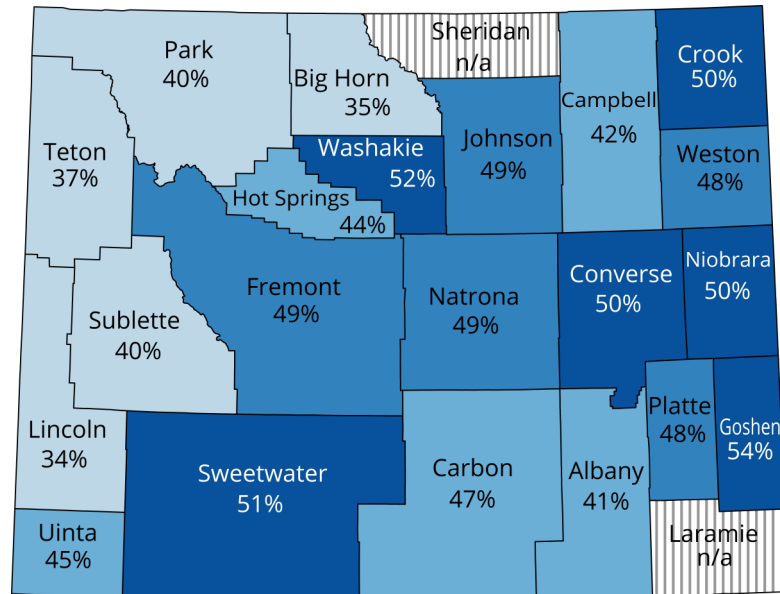
Data Source: Prevention Needs Assessment, 2010-2014

ALCOHOL COUNTY MAPS (2015)

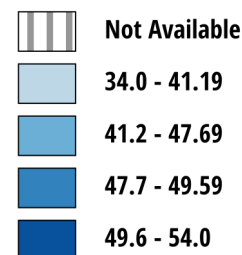
WYOMING STATE EPIDEMIOLOGICAL OUTCOMES WORKGROUP

SOCIAL NORMS: BINGE DRINKING (YOUTH)

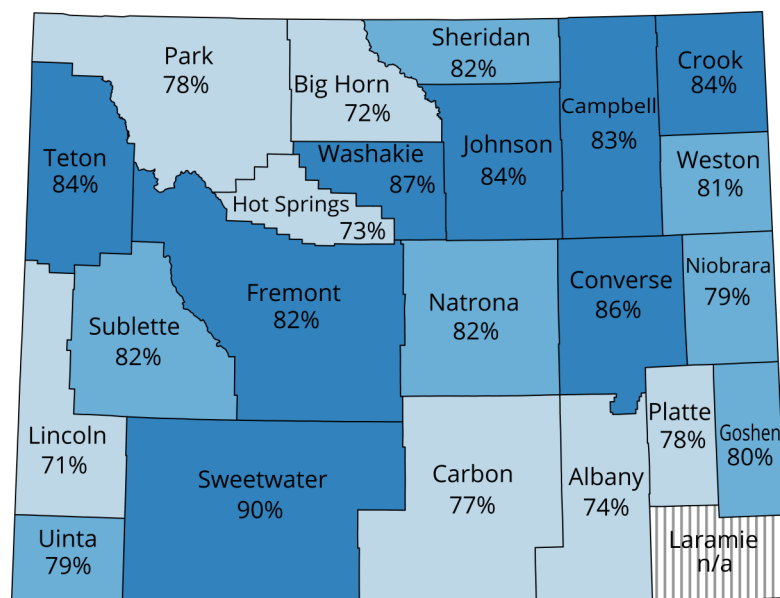
Definition: The percentage of Wyoming students who believe that most students have binge drank on one or more occasions during the past two weeks.




6th and 8th Grade Social Norm Quartiles



Data Source: Prevention Needs Assessment, 2010-2014



10th and 12th Grade Social Norm Terciles



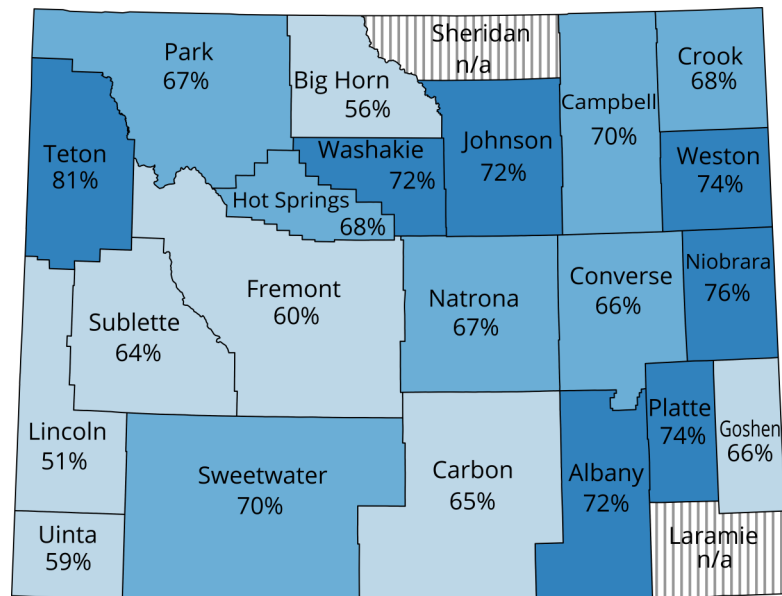
Data Source: Prevention Needs Assessment, 2010-2014

ALCOHOL COUNTY MAPS (2015)

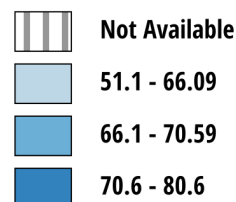
WYOMING STATE EPIDEMIOLOGICAL OUTCOMES WORKGROUP

COMMUNITY EVENTS WHERE ADULTS WERE DRINKING

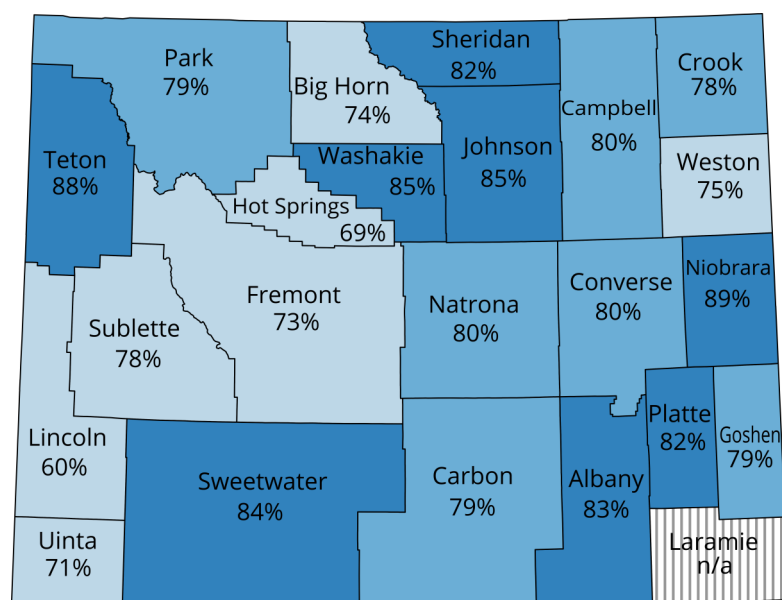
Definition: The percentage of Wyoming students reporting having attended community events where adults were drinking sometime during the past year.



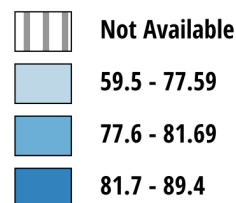
6th and 8th Grade Terciles



Data Source: Prevention Needs Assessment, 2010-2014



10th and 12th Grade Terciles



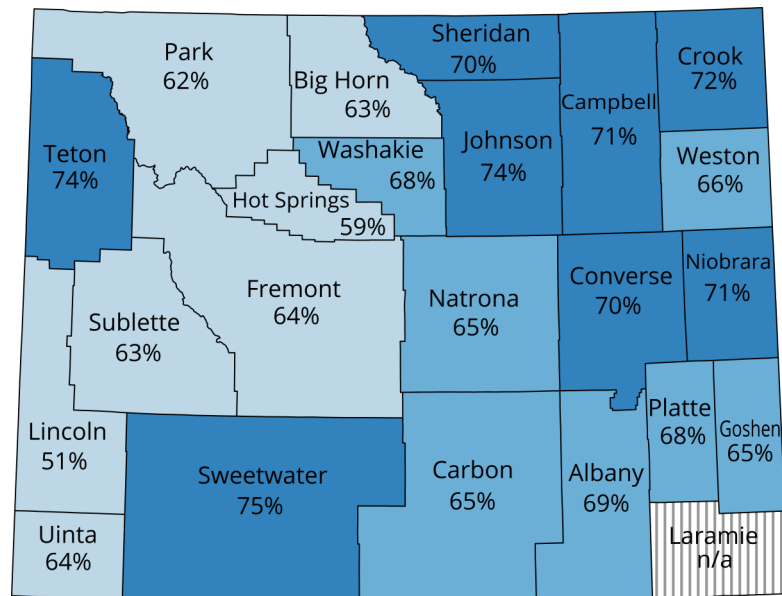
Data Source: Prevention Needs Assessment, 2010-2014

ALCOHOL COUNTY MAPS (2015)

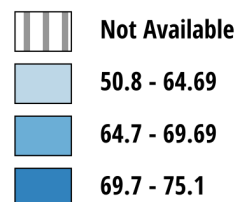
WYOMING STATE EPIDEMIOLOGICAL OUTCOMES WORKGROUP

COMMUNITY EVENTS WHERE ADULTS WERE INTOXICATED

Definition: The percentage of Wyoming students reporting having attended community events where adults were intoxicated sometime during the past year.



10th and 12th Grade Terciles



Data Source: Prevention Needs Assessment, 2010-2014