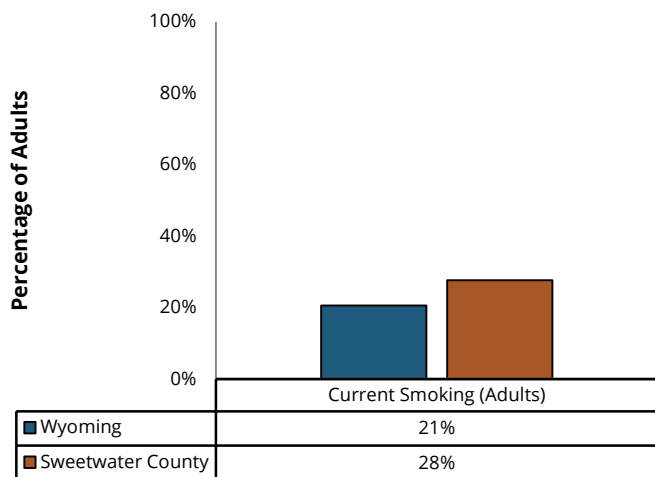


SWEETWATER COUNTY TOBACCO FACT SHEET (2015)

WYOMING STATE EPIDEMIOLOGICAL OUTCOMES WORKGROUP

CURRENT SMOKING (ADULTS)

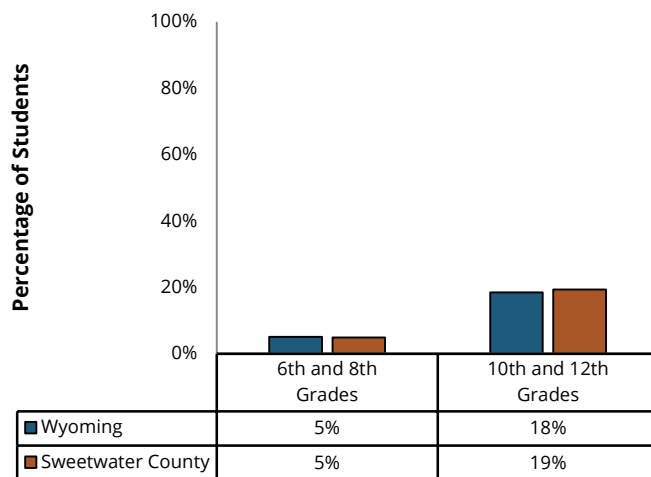
Definition: The percentage of Wyoming adults reporting having smoked at least 100 cigarettes in their lifetime and are currently smoking everyday or some days.



Data Source: Behavioral Risk Factor Surveillance System, 2011-2013

CURRENT SMOKING (YOUTH)

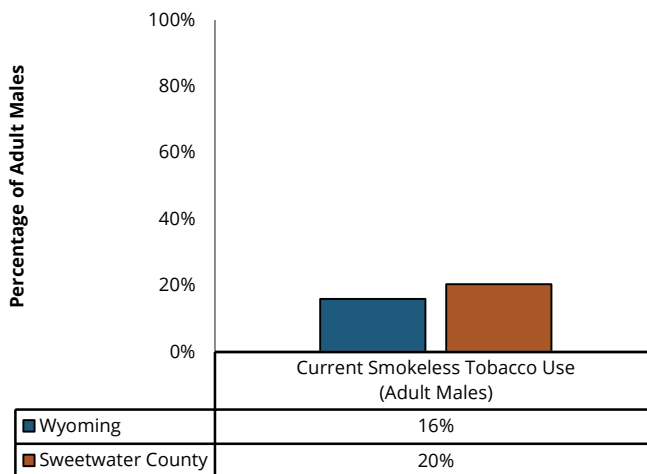
Definition: The percentage of students who reported smoking a cigarette in the past 30 days on one or more occasions.



Data Source: Prevention Needs Assessment, 2010-2014

CURRENT SMOKELESS TOBACCO USE (ADULT MALES)

Definition: The percentage of Wyoming men reporting currently using smokeless tobacco.*



Data Source: Behavioral Risk Factor Surveillance System, 2011-2013

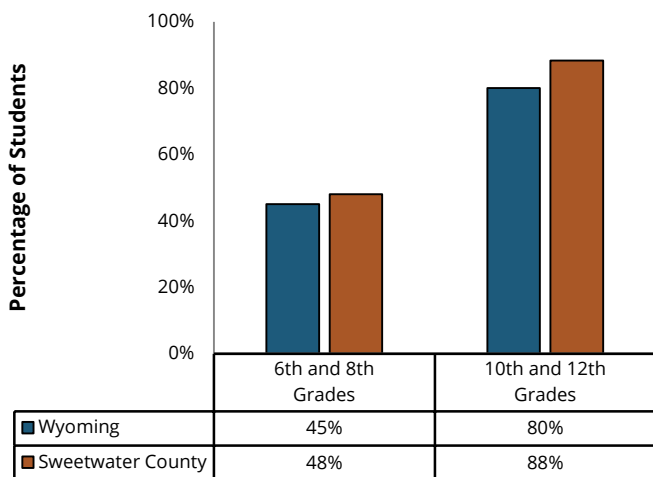
* A large gender discrepancy exists for this indicator. Few adult females use smokeless tobacco, while males use smokeless tobacco at much higher rates. Because of this, male use represents the public health concern tracked in the Wyoming SEOW profiles.

SWEETWATER COUNTY TOBACCO FACT SHEET (2015)

WYOMING STATE EPIDEMIOLOGICAL OUTCOMES WORKGROUP

SOCIAL NORMS: YOUTH CIGARETTE USE

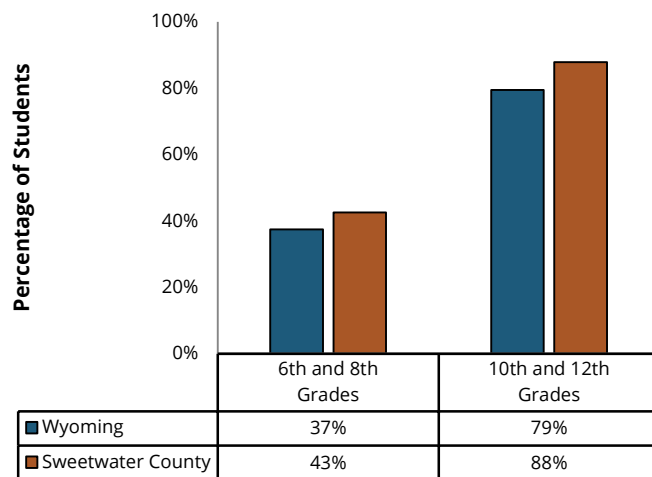
Definition: The percentage of students who believe that most students in their school have used cigarettes on one or more occasions during the past 30 days.



Data Source: Prevention Needs Assessment, 2010-2014

SOCIAL NORMS: CHEWING TOBACCO USE

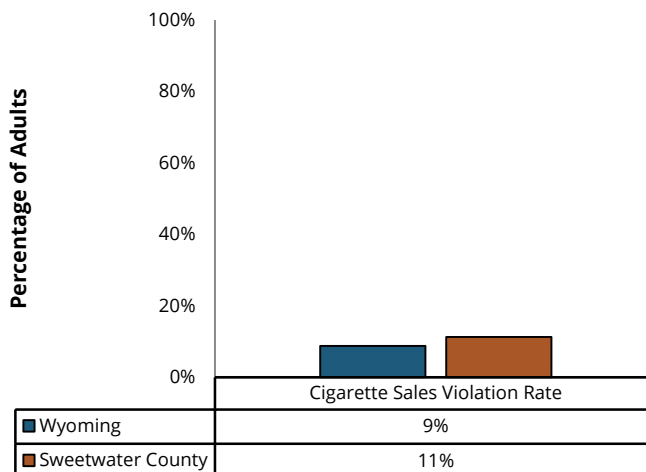
Definition: The percentage of students who believe that most students in their school have used chewing tobacco on one or more occasions during the past 30 days.



Data Source: Prevention Needs Assessment, 2010-2014

CIGARETTE SALES VIOLATION RATE TO UNDERAGE BUYERS

Definition: The percentage of Wyoming retailers who were not compliant with tobacco sales regulations.



Data Source: SYNAR, 2011-2014