

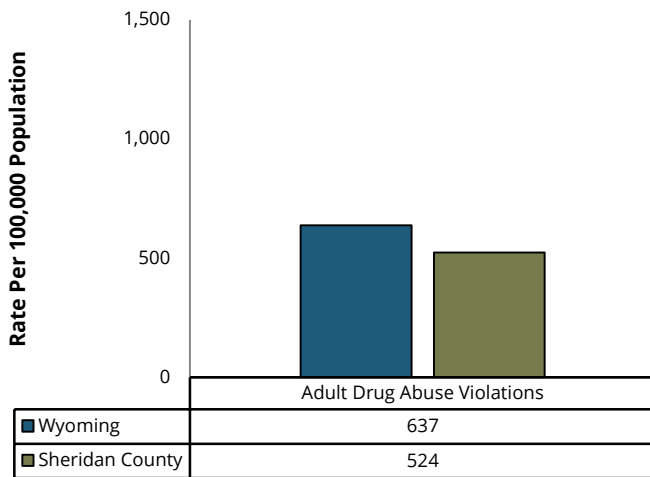
SHERIDAN COUNTY

DRUGS OF ABUSE FACT SHEET (2015)

WYOMING STATE EPIDEMIOLOGICAL OUTCOMES WORKGROUP

DRUG ABUSE VIOLATION ARRESTS (ADULTS)

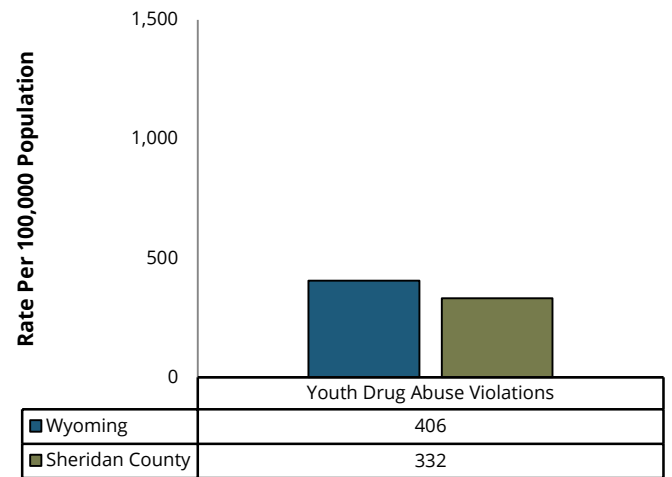
Definition: The arrest rate per 100,000 population for national and state offenses relating to narcotic drugs, such as unlawful possession, sale, use, growing, and manufacturing.



Data Source: Department of Criminal Investigation, 2010-2014

DRUG ABUSE VIOLATION ARRESTS (YOUTH)

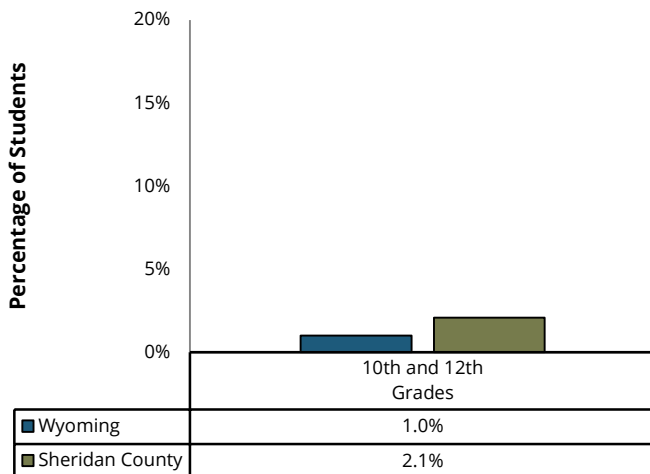
Definition: The arrest rate per 100,000 population for national and state offenses relating to narcotic drugs, such as unlawful possession, sale, use, growing, and manufacturing.



Data Source: Department of Criminal Investigation, 2010-2014

30-DAY COCAINE USE (YOUTH)

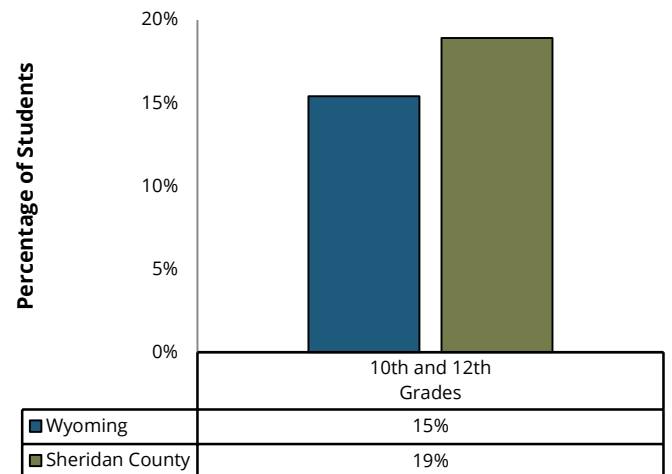
Definition: The percentage of Wyoming students who reported using cocaine on one or more occasions during the past 30 days.



Data Source: Prevention Needs Assessment, 2010-2014

30-DAY MARIJUANA USE (YOUTH)

Definition: The percentage of Wyoming students who reported using marijuana on one or more occasions during the past 30 days.



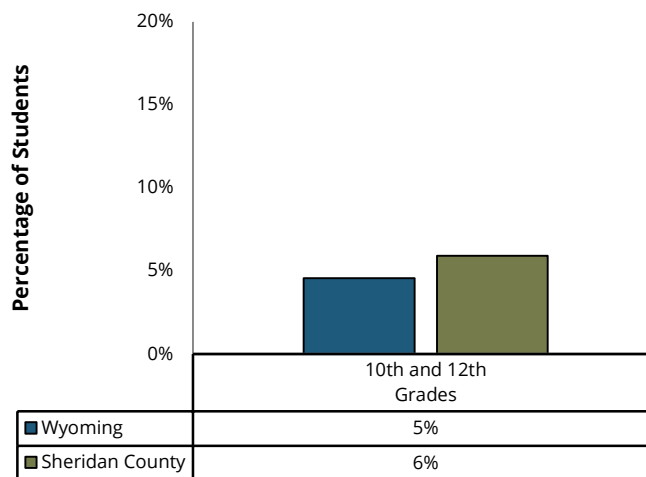
Data Source: Prevention Needs Assessment, 2010-2014

SHERIDAN COUNTY DRUGS OF ABUSE FACT SHEET (2015)

WYOMING STATE EPIDEMIOLOGICAL OUTCOMES WORKGROUP

30-DAY PRESCRIPTION DRUG ABUSE (YOUTH)

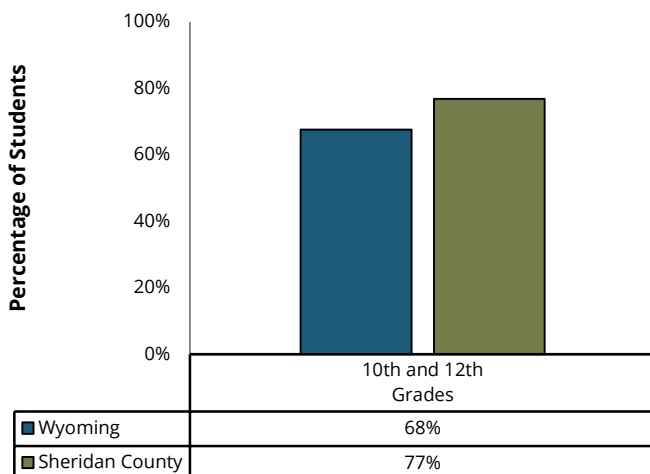
Definition: The percentage of Wyoming students reporting using a prescription medication to get high on one or more occasions during the past 30 days.



Data Source: Prevention Needs Assessment, 2010-2014

SOCIAL NORMS: 30-DAY ILLICIT (ILLEGAL) DRUG USE

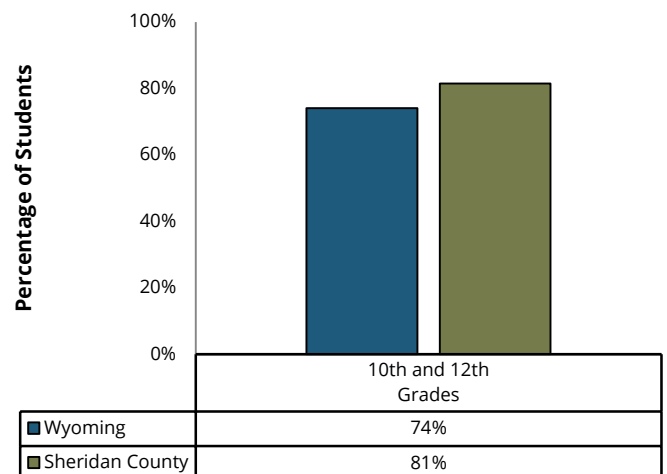
Definition: The percentage of Wyoming students who believe that most students in their school have used illegal drugs on one or more occasions during the past 30 days.



Data Source: Prevention Needs Assessment, 2010-2014

SOCIAL NORMS: 30-DAY MARIJUANA USE

Definition: The percentage of Wyoming students who believe that most students in their school have used marijuana on one or more occasions during the past 30 days.



Data Source: Prevention Needs Assessment, 2010-2014