

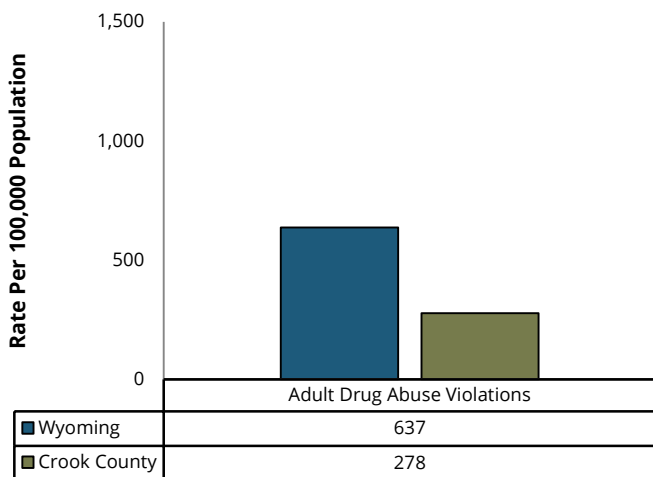
# CROOK COUNTY

## DRUGS OF ABUSE FACT SHEET (2015)

### WYOMING STATE EPIDEMIOLOGICAL OUTCOMES WORKGROUP

#### DRUG ABUSE VIOLATION ARRESTS (ADULTS)

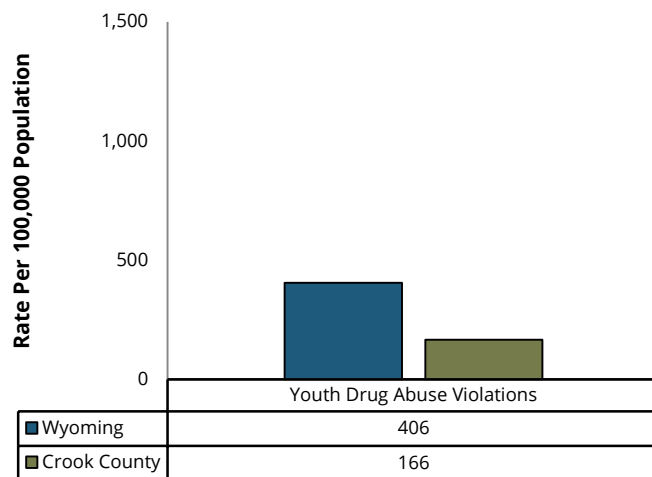
**Definition:** The arrest rate per 100,000 population for national and state offenses relating to narcotic drugs, such as unlawful possession, sale, use, growing, and manufacturing.



Data Source: Department of Criminal Investigation, 2010-2014

#### DRUG ABUSE VIOLATION ARRESTS (YOUTH)

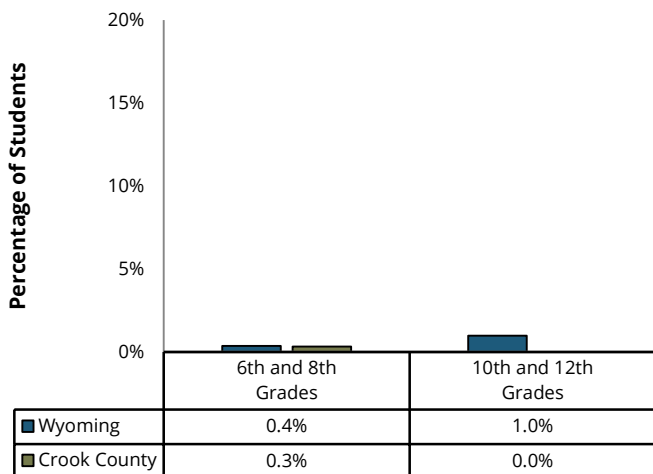
**Definition:** The arrest rate per 100,000 population for national and state offenses relating to narcotic drugs, such as unlawful possession, sale, use, growing, and manufacturing.



Data Source: Department of Criminal Investigation, 2010-2014

#### 30-DAY COCAINE USE (YOUTH)

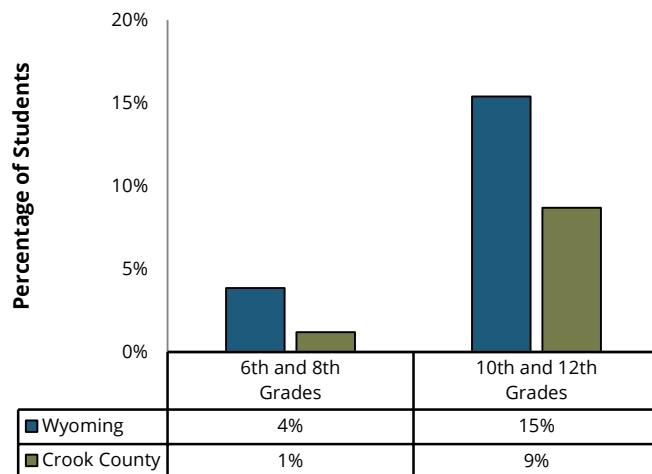
**Definition:** The percentage of Wyoming students who reported using cocaine on one or more occasions during the past 30 days.



Data Source: Prevention Needs Assessment, 2010-2014

#### 30-DAY MARIJUANA USE (YOUTH)

**Definition:** The percentage of Wyoming students who reported using marijuana on one or more occasions during the past 30 days.



Data Source: Prevention Needs Assessment, 2010-2014

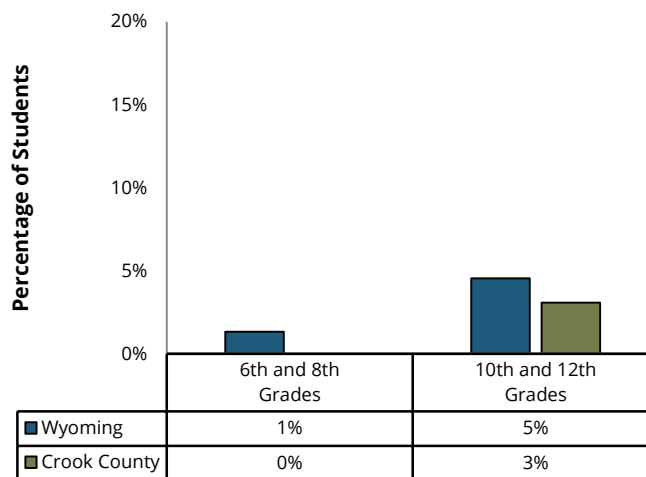
# CROOK COUNTY

## DRUGS OF ABUSE FACT SHEET (2015)

WYOMING STATE EPIDEMIOLOGICAL OUTCOMES WORKGROUP

### 30-DAY PRESCRIPTION DRUG ABUSE (YOUTH)

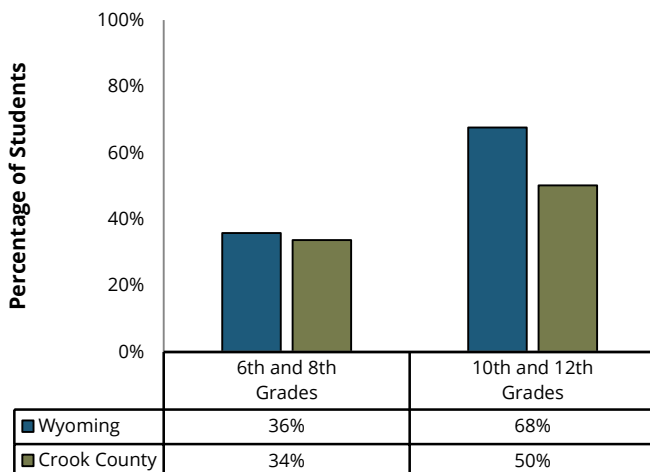
**Definition:** The percentage of Wyoming students reporting using a prescription medication to get high on one or more occasions during the past 30 days.



Data Source: Prevention Needs Assessment, 2010-2014

### SOCIAL NORMS: 30-DAY ILLICIT (ILLEGAL) DRUG USE

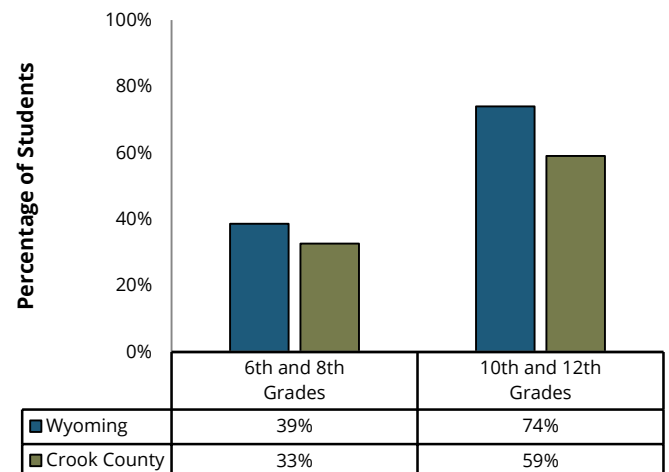
**Definition:** The percentage of Wyoming students who believe that most students in their school have used illegal drugs on one or more occasions during the past 30 days.



Data Source: Prevention Needs Assessment, 2010-2014

### SOCIAL NORMS: 30-DAY MARIJUANA USE

**Definition:** The percentage of Wyoming students who believe that most students in their school have used marijuana on one or more occasions during the past 30 days.



Data Source: Prevention Needs Assessment, 2010-2014