



# NATRONA COUNTY GENERAL RELATED FACTORS

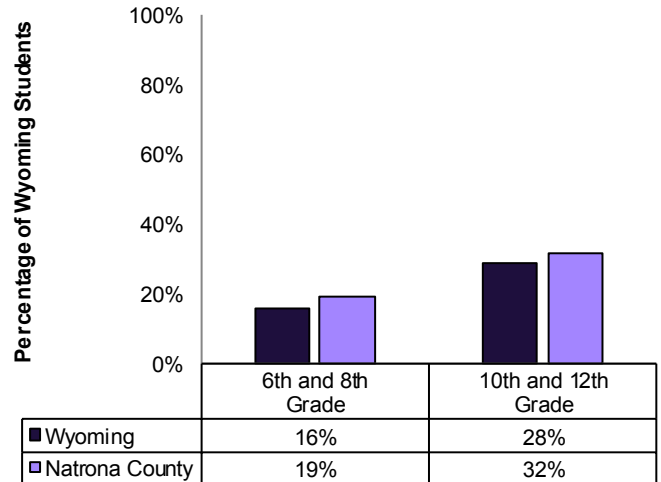
## WYOMING STATE EPIDEMIOLOGICAL OUTCOMES WORKGROUP

### COUNTY AND STATE HIGHLIGHTS

- For the 2008 to 2012 combined-year average, Natrona County 6th and 8th graders ranked third highest in the state for students classified as high risk because their answers to the Friends' Use of Drugs scale.
- For the 2008 to 2012 combined-year average, Natrona County 6th and 8th graders ranked third highest in the state for students classified as high risk because their answers to the Intent to Use Drugs scale.

### INTENT TO USE DRUGS

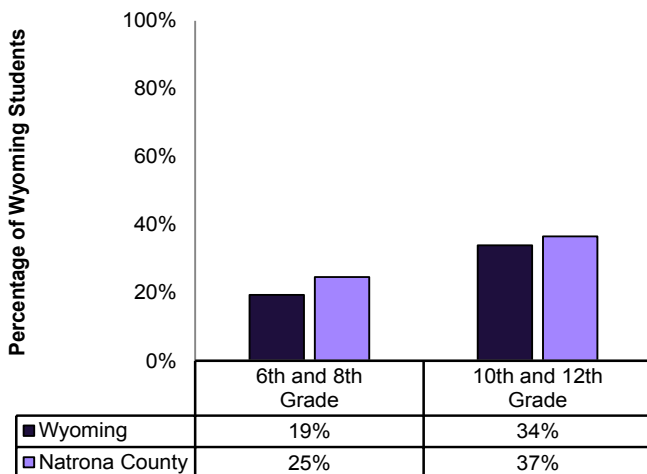
**Definition:** The percentage of Wyoming students who are classified as high risk because their answers to the scale, which measures the degree to which the student thinks that he/she will use alcohol, tobacco and drugs as an adult.



Data Source: Prevention Needs Assessment, 2008-2012

### FAVORABLE ATTITUDE TOWARD DRUG USE

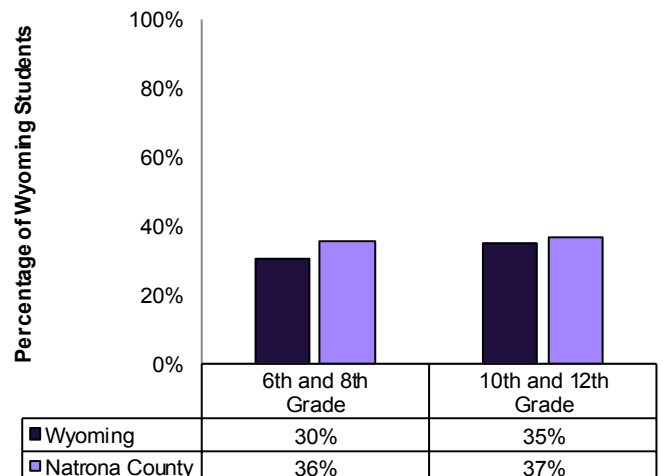
**Definition:** The percentage of Wyoming students who are classified as high risk because their answers to the scale, which measures the student's approval of someone his/her age using alcohol, cigarettes, marijuana and other illegal drugs.



Data Source: Prevention Needs Assessment, 2008-2012

### FRIENDS' USE OF DRUGS

**Definition:** The percentage of Wyoming students who are classified as high risk because their answers to the scale, which measures the number of close friends that have used alcohol, tobacco, marijuana and other illegal drugs.



Data Source: Prevention Needs Assessment, 2008-2012

†For more information about Wyoming data at the county level, please refer to WYSAC Technical Report CHES-1427.

‡For more information about Wyoming data at the state level, please refer to WYSAC Technical Report CHES-1426.

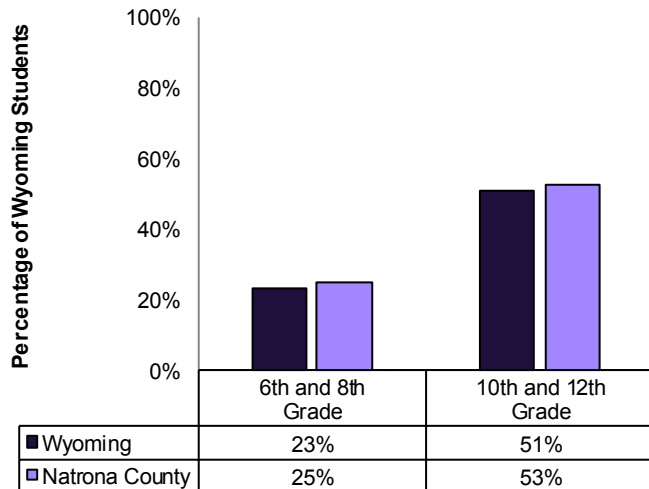


# NATRONA COUNTY GENERAL RELATED FACTORS

WYOMING STATE EPIDEMIOLOGICAL OUTCOMES WORKGROUP

## PARENTS' ATTITUDE TOWARDS DRUG USE

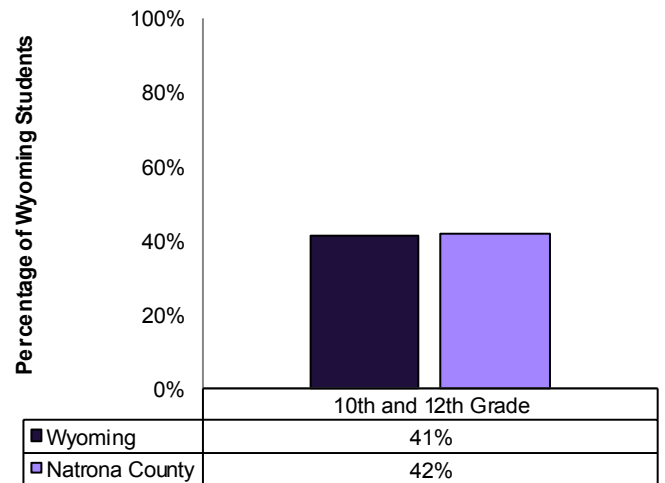
**Definition:** The percentage of Wyoming students who are classified as high risk because their answers to the scale, which measures how much the student thinks his/her parents would approve of the student using alcohol, cigarettes and marijuana.



Data Source: Prevention Needs Assessment, 2008-2012

## ATTITUDE TOWARDS ANTISOCIAL BEHAVIOR

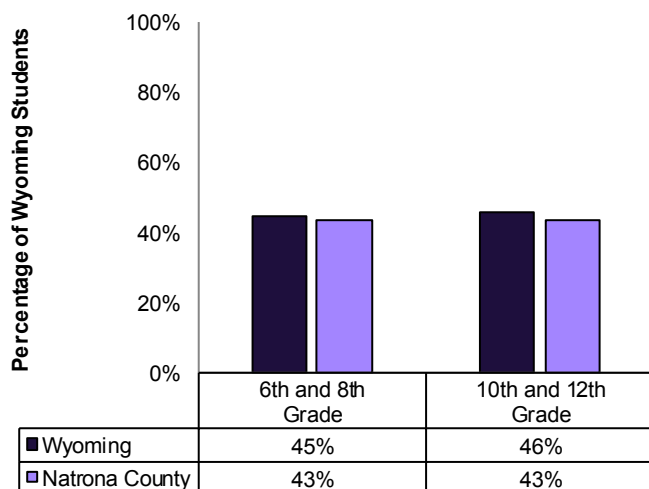
**Definition:** The percentage of Wyoming 12th grade students who are classified as high risk because their answers to the scale, which measures the student's disapproval of someone his/her age participating in antisocial behavior (e.g., stealing, fighting with others, attacking someone with the intent to cause harm, and skipping school).



Data Source: Prevention Needs Assessment, 2008-2012

## SENSATION SEEKING

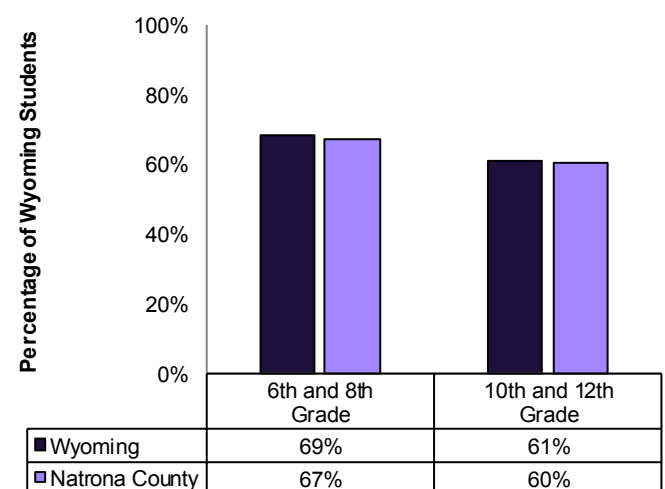
**Definition:** The percentage of Wyoming students who are classified as high risk because their answers to the scale, which measures how often the student says that he/she participates in dangerous activities regardless of the consequences.



Data Source: Prevention Needs Assessment, 2008-2012

## SOCIAL SKILLS

**Definition:** The percentage of Wyoming students who are classified as higher protection because their answers to the scale, which measures the student's assertiveness and ability to make responsible social decisions.



Data Source: Prevention Needs Assessment, 2008-2012