



LINCOLN COUNTY MENTAL HEALTH FACT SHEET

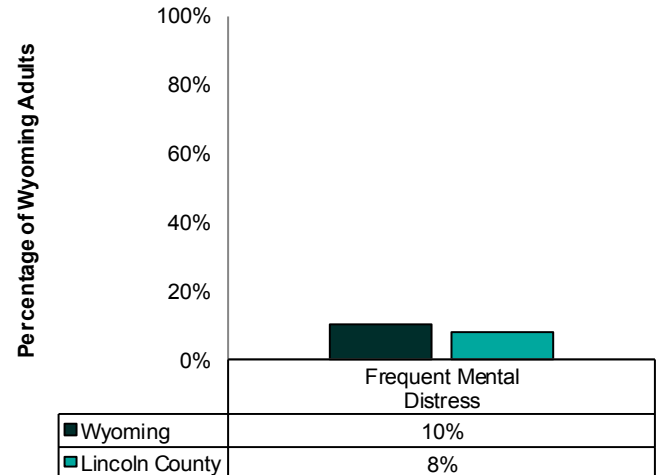
WYOMING STATE EPIDEMIOLOGICAL OUTCOMES WORKGROUP

COUNTY AND STATE HIGHLIGHTS

- Lincoln County's rates on the current fact sheet are similar to the statewide averages.
- Since 2000, the suicide rate in Wyoming has been nearly two times the national average (22 vs. 12 in 2010).

FREQUENT MENTAL DISTRESS

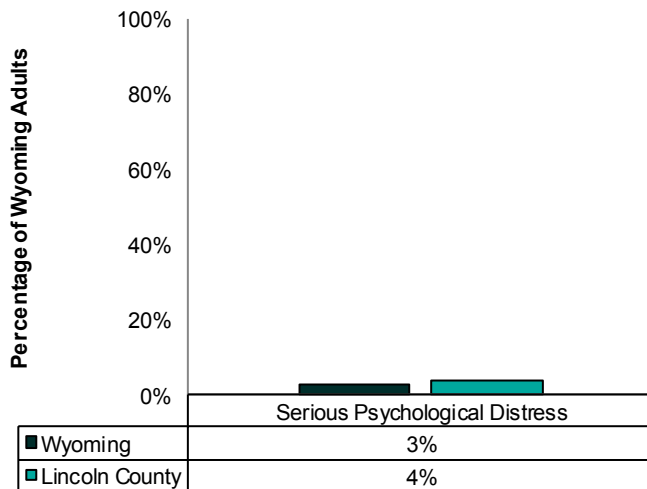
Definition: The percentage of Wyoming adults reporting their mental health (which includes stress, depression, and problems with emotions) was not good for 14 or more of the past 30 days.



Data Source: Behavioral Risk Factor Surveillance System, 2007-2011

SERIOUS PSYCHOLOGICAL DISTRESS

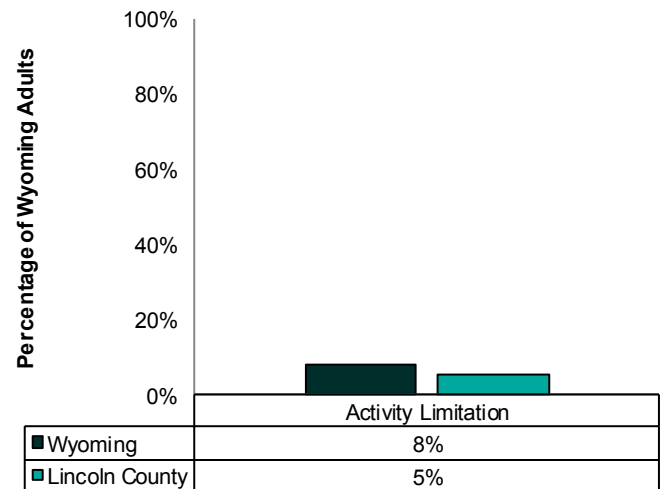
Definition: The percentage of Wyoming adults with a total score of 13 or above (out of a possible 24) based on responses to six mental health questions.



Data Source: Behavioral Risk Factor Surveillance System, 2007 & 2009

ACTIVITY LIMITATION

Definition: The percentage of Wyoming adults reporting activity limitations due to mental or emotional problems.



Data Source: Behavioral Risk Factor Surveillance System, 2007 & 2009

†For more information about Wyoming data at the county level, please refer to WYSAC Technical Report CHES-1427.

‡For more information about Wyoming data at the state level, please refer to WYSAC Technical Report CHES-1426.

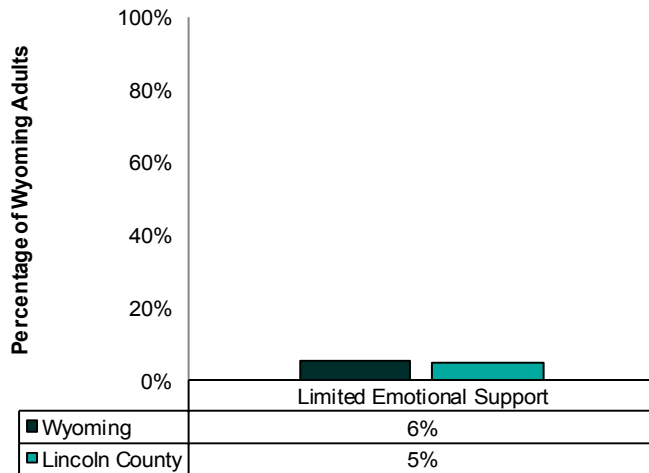


LINCOLN COUNTY MENTAL HEALTH FACT SHEET

WYOMING STATE EPIDEMIOLOGICAL OUTCOMES WORKGROUP

LIMITED EMOTIONAL SUPPORT

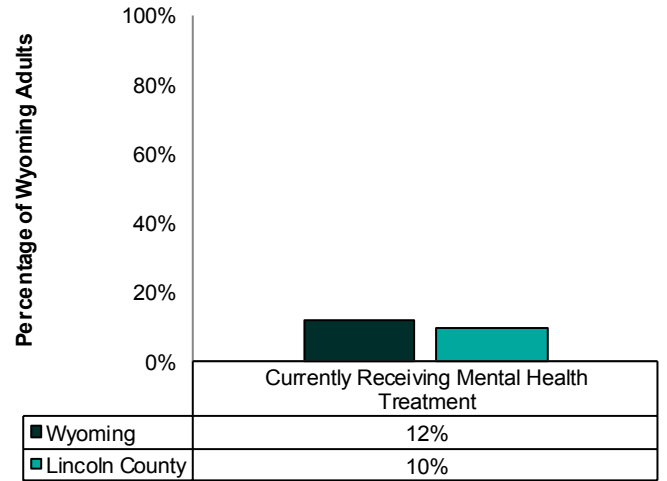
Definition: The percentage of Wyoming adults reporting they rarely or never get the social or emotional support they need.



Data Source: Behavioral Risk Factor Surveillance System, 2007-2010

CURRENTLY RECEIVING MENTAL HEALTH TREATMENT

Definition: The percentage of Wyoming adults who report currently taking medicine or receiving treatment from a doctor or other health professional for a mental health condition or emotional problem.



Data Source: Behavioral Risk Factor Surveillance System, 2007 & 2009

