



# JOHNSON COUNTY MENTAL HEALTH FACT SHEET

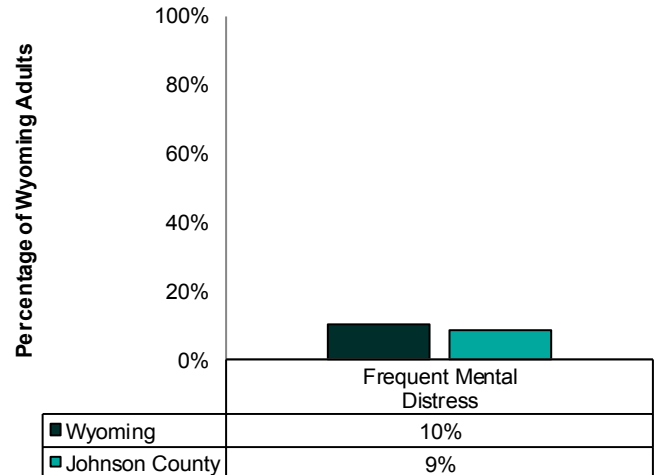
## WYOMING STATE EPIDEMIOLOGICAL OUTCOMES WORKGROUP

### COUNTY AND STATE HIGHLIGHTS

- For the 2007 to 2010 combined-year average, Johnson County ranked lowest in the state for adults reporting they rarely get the social or emotional support they need (4% vs. 6% statewide).
- Since 2000, the suicide rate in Wyoming has been nearly two times the national average (22 vs. 12 in 2010).

### FREQUENT MENTAL DISTRESS


**Definition:** The percentage of Wyoming adults reporting their mental health (which includes stress, depression, and problems with emotions) was not good for 14 or more of the past 30 days.



Data Source: Behavioral Risk Factor Surveillance System, 2007-2011

### SERIOUS PSYCHOLOGICAL DISTRESS

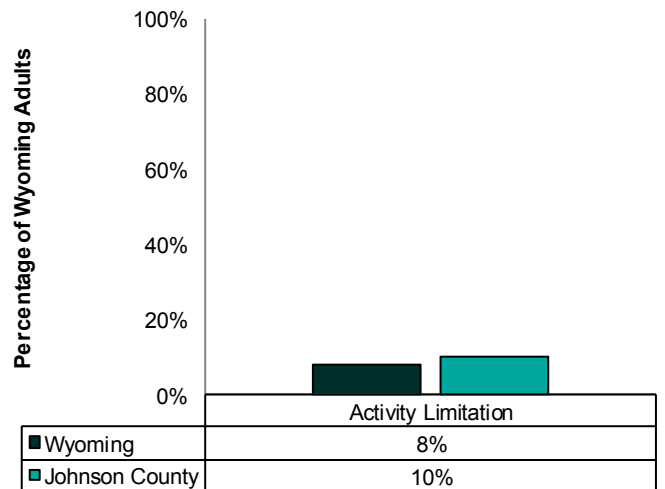
**Definition:** The percentage of Wyoming adults with a total score of 13 or above (out of a possible 24) based on responses to six mental health questions.



Data Source: Behavioral Risk Factor Surveillance System, 2007 & 2009

### ACTIVITY LIMITATION

**Definition:** The percentage of Wyoming adults reporting activity limitations due to mental or emotional problems.



Data Source: Behavioral Risk Factor Surveillance System, 2007 & 2009

†For more information about Wyoming data at the county level, please refer to WYSAC Technical Report CHES-1427.

‡For more information about Wyoming data at the state level, please refer to WYSAC Technical Report CHES-1426.

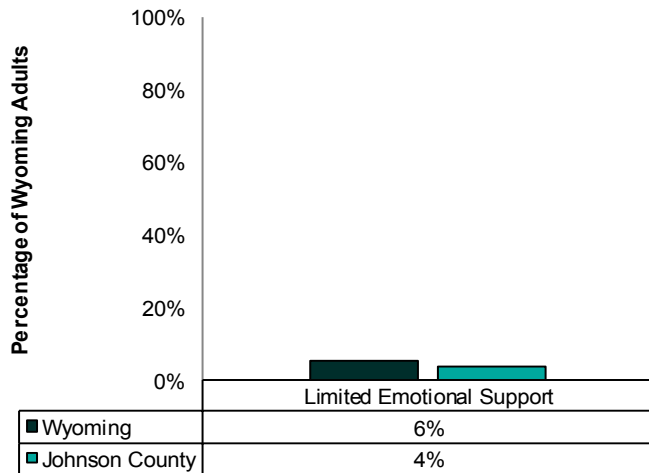


# JOHNSON COUNTY MENTAL HEALTH FACT SHEET

WYOMING STATE EPIDEMIOLOGICAL OUTCOMES WORKGROUP

## LIMITED EMOTIONAL SUPPORT

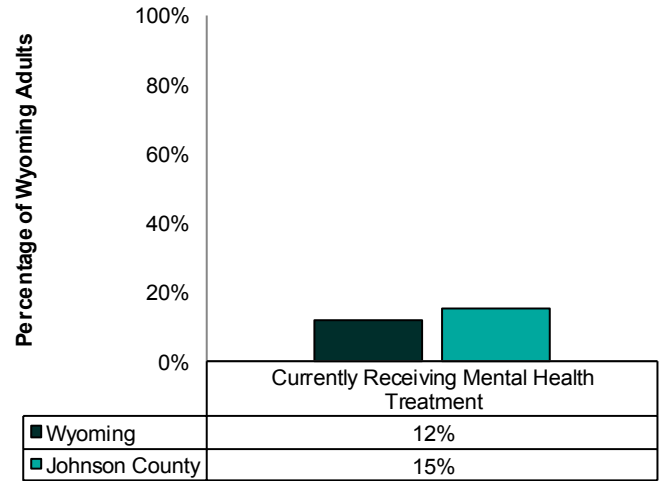
**Definition:** The percentage of Wyoming adults reporting they rarely or never get the social or emotional support they need.



Data Source: Behavioral Risk Factor Surveillance System, 2007-2010

## CURRENTLY RECEIVING MENTAL HEALTH TREATMENT

**Definition:** The percentage of Wyoming adults who report currently taking medicine or receiving treatment from a doctor or other health professional for a mental health condition or emotional problem.



Data Source: Behavioral Risk Factor Surveillance System, 2007 & 2009

