



# LINCOLN COUNTY TOBACCO FACT SHEET

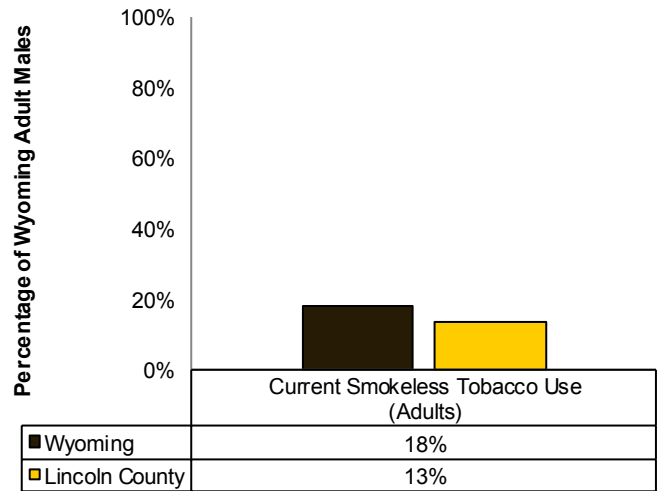
WYOMING STATE EPIDEMIOLOGICAL OUTCOMES WORKGROUP

## COUNTY AND STATE HIGHLIGHTS

- For the 2008 to 2012 combined-year average, Lincoln County 10th and 12th graders ranked lowest in the state for the percentage of students reporting smoking on one or more occasions in the past 30 days (11% vs. 20% statewide).
- For the 2008 to 2012 combined-year average, Lincoln County 10th and 12th graders ranked lowest in the state for the percentage of students who believe students in their school have used chewing tobacco on one or more occasion in the past 30 days (65% vs. 81% statewide).
- In 2013, the majority of Wyoming citizens supported smoke-free restaurants (78%), smoke-free workplaces (79%), and did not allow smoking within their households (87%).

## CURRENT SMOKELESS TOBACCO USE (ADULTS)

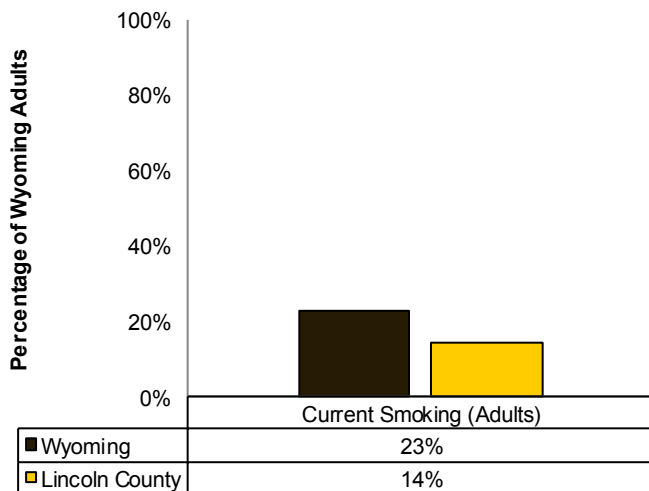
**Definition:** The percentage of Wyoming men reporting currently using smokeless tobacco.



Data Source: Behavioral Risk Factor Surveillance System, 2007-2011

## CURRENT SMOKING (ADULTS)

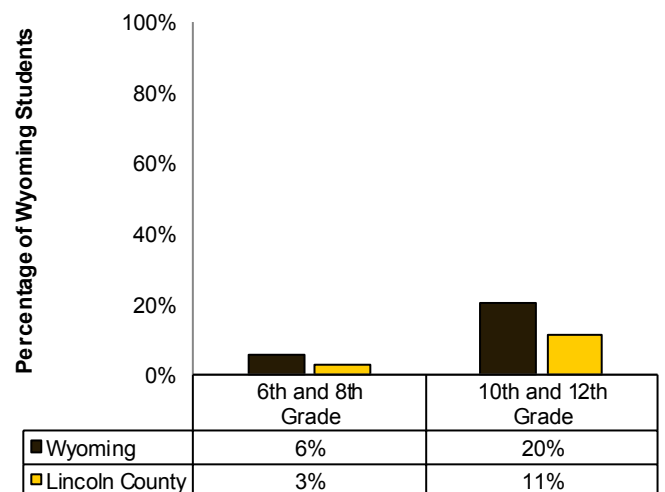
**Definition:** The percentage of Wyoming adults reporting having smoked at least 100 cigarettes in their lifetime and are currently smoking everyday or some days.



Data Source: Behavioral Risk Factor Surveillance System, 2007-2011

## CURRENT SMOKING (YOUTH)

**Definition:** The percentage of students who reported smoking a cigarette in the past 30 days on one or more occasions.



Data Source: Prevention Needs Assessment, 2008-2012

†For more information about Wyoming data at the county level, please refer to WYSAC Technical Report CHES-1427.

‡For more information about Wyoming data at the state level, please refer to WYSAC Technical Report CHES-1426.

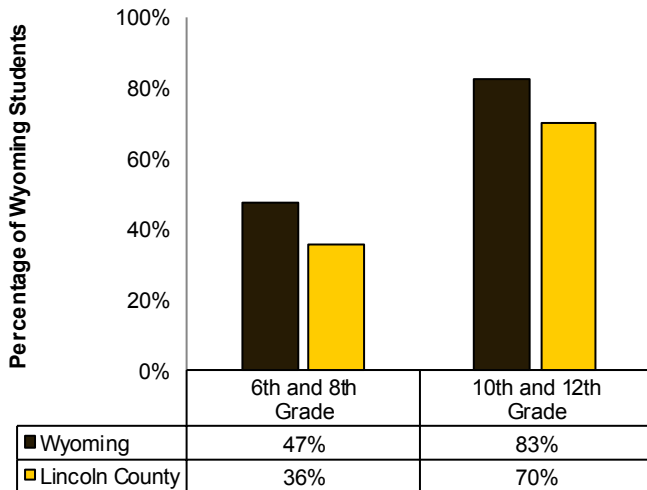


# LINCOLN COUNTY TOBACCO FACT SHEET

WYOMING STATE EPIDEMIOLOGICAL OUTCOMES WORKGROUP

## SOCIAL NORMS: YOUTH CIGARETTE USE

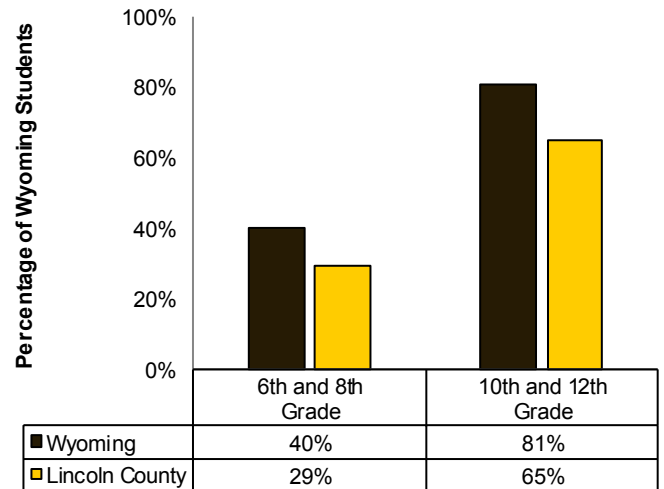
**Definition:** The percentage of students who believe that most students in their school have used cigarettes on one or more occasions during the past 30 days.



Data Source: Prevention Needs Assessment, 2008-2012

## SOCIAL NORMS: CHEWING TOBACCO USE

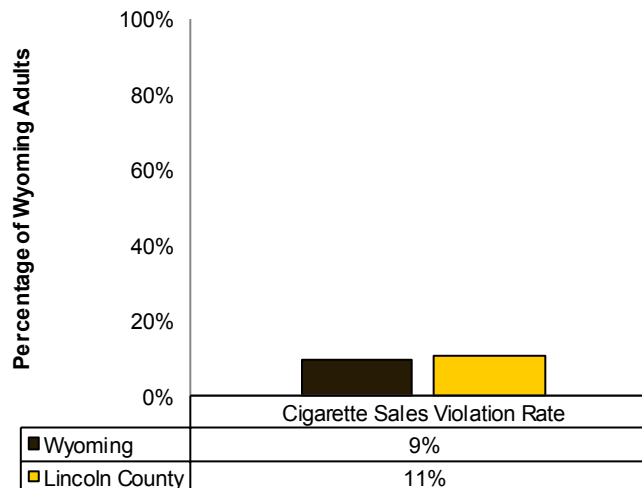
**Definition:** The percentage of students who believe that most students in their school have used chewing tobacco on one or more occasions during the past 30 days.



Data Source: Prevention Needs Assessment, 2008-2012

## CIGARETTE SALES VIOLATION RATE TO UNDERAGE BUYERS

**Definition:** The percentage of Wyoming retailers who were not compliant with tobacco sales regulations.



Data Source: SYNAR, 2010-2013