



FREMONT COUNTY TOBACCO FACT SHEET

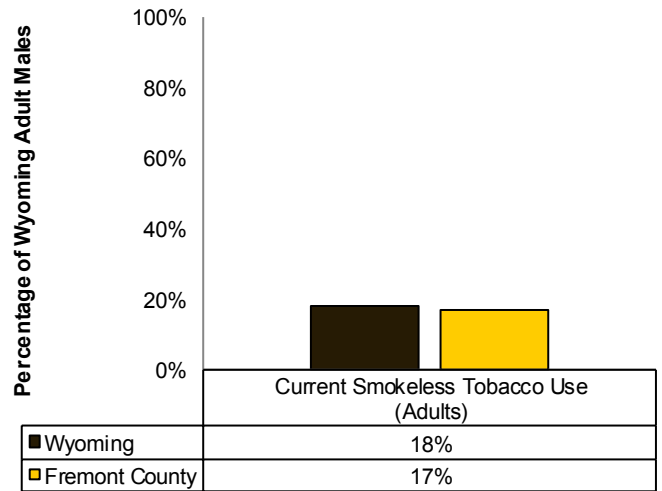
WYOMING STATE EPIDEMIOLOGICAL OUTCOMES WORKGROUP

COUNTY AND STATE HIGHLIGHTS

- For the 2008 to 2012 combined-year average, Fremont County 6th and 8th graders ranked second highest in the state for the percentage of students who believe most students in their schools smoked cigarettes on one or more occasions during the past 30 days (55% vs. 47% statewide).
- In 2013, the majority of Wyoming citizens supported smoke-free restaurants (78%), smoke-free workplaces (79%), and did not allow smoking within their households (87%).

CURRENT SMOKELESS TOBACCO USE (ADULTS)

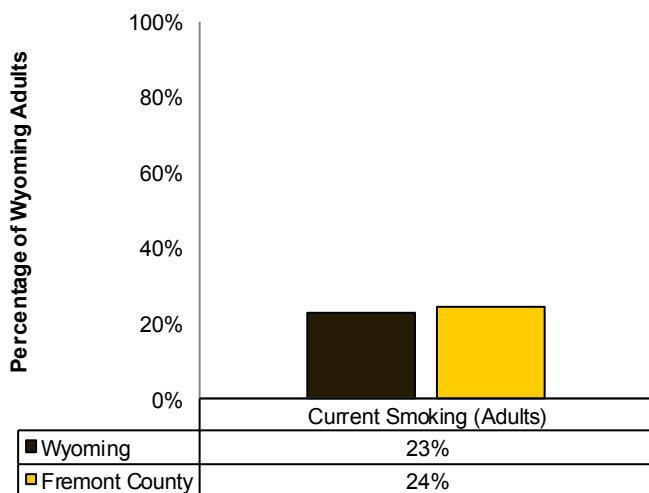
Definition: The percentage of Wyoming men reporting currently using smokeless tobacco.



Data Source: Behavioral Risk Factor Surveillance System, 2007-2011

CURRENT SMOKING (ADULTS)

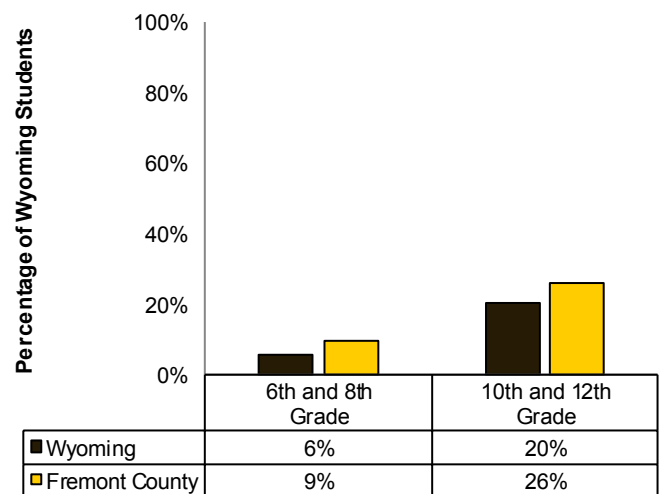
Definition: The percentage of Wyoming adults reporting having smoked at least 100 cigarettes in their lifetime and are currently smoking everyday or some days.



Data Source: Behavioral Risk Factor Surveillance System, 2007-2011

CURRENT SMOKING (YOUTH)

Definition: The percentage of students who reported smoking a cigarette in the past 30 days on one or more occasions.



Data Source: Prevention Needs Assessment, 2008-2012

†For more information about Wyoming data at the county level, please refer to WYSAC Technical Report CHES-1427.

‡For more information about Wyoming data at the state level, please refer to WYSAC Technical Report CHES-1426.

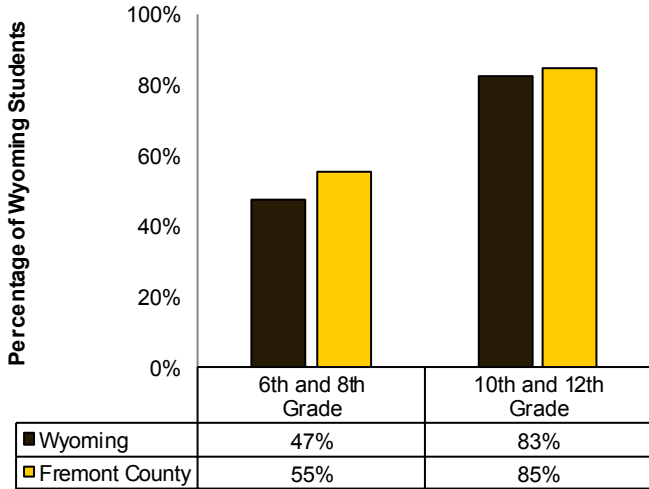


FREMONT COUNTY TOBACCO FACT SHEET

WYOMING STATE EPIDEMIOLOGICAL OUTCOMES WORKGROUP

SOCIAL NORMS: YOUTH CIGARETTE USE

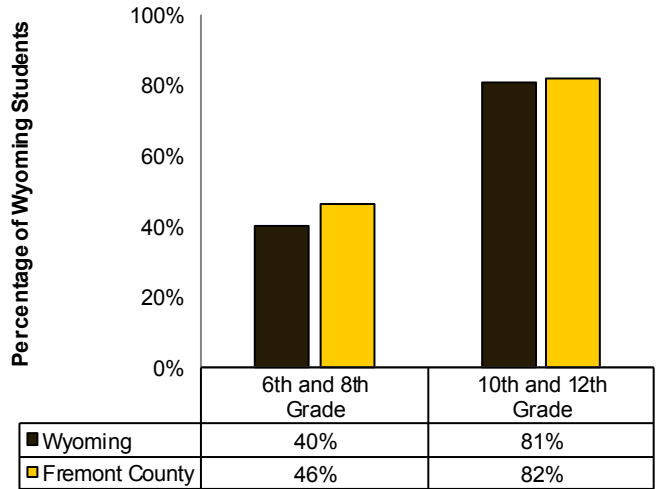
Definition: The percentage of students who believe that most students in their school have used cigarettes on one or more occasions during the past 30 days.



Data Source: Prevention Needs Assessment, 2008-2012

SOCIAL NORMS: CHEWING TOBACCO USE

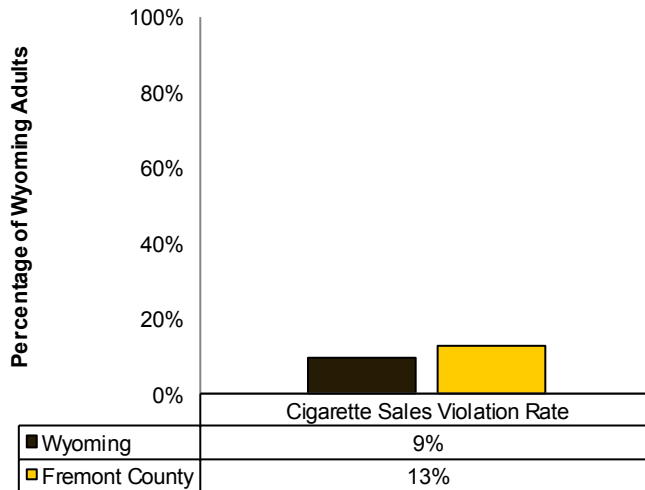
Definition: The percentage of students who believe that most students in their school have used chewing tobacco on one or more occasions during the past 30 days.



Data Source: Adult Tobacco Survey, 2008-2009

CIGARETTE SALES VIOLATION RATE TO UNDERAGE BUYERS

Definition: The percentage of Wyoming retailers who were not compliant with tobacco sales regulations.



Data Source: SYNAR, 2010-2013

