



UINTA COUNTY ALCOHOL FACT SHEET

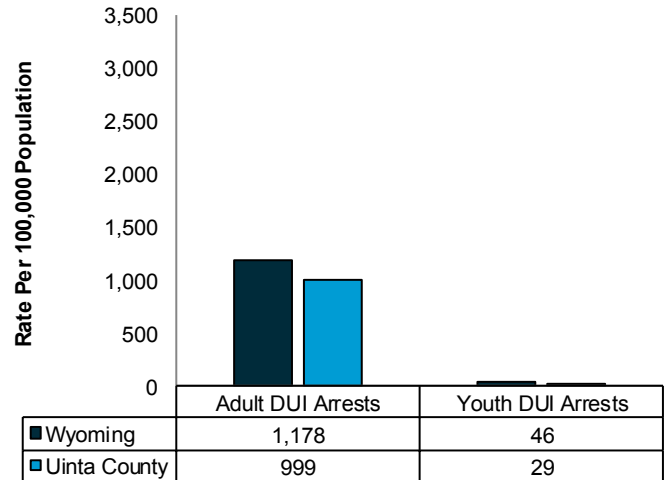
WYOMING STATE EPIDEMIOLOGICAL OUTCOMES WORKGROUP

COUNTY AND STATE HIGHLIGHTS

- For the 2008 to 2012 combined-year average, Uinta County 10th and 12th graders were the second least likely to report engaging in binge drinking during the past two weeks (18% vs. a statewide average of 25%).
- For the 2009 to 2013 combined-year average, Uinta County adults ranked fourth lowest on liquor law violation arrests.
- Statewide, in 2013, compared to the national average, Wyoming youth were approximately 5 times more likely to be arrested for a liquor law violation (484 vs. 85, per 100,000 persons, respectively).

DUI ARRESTS (YOUTH AND ADULT)

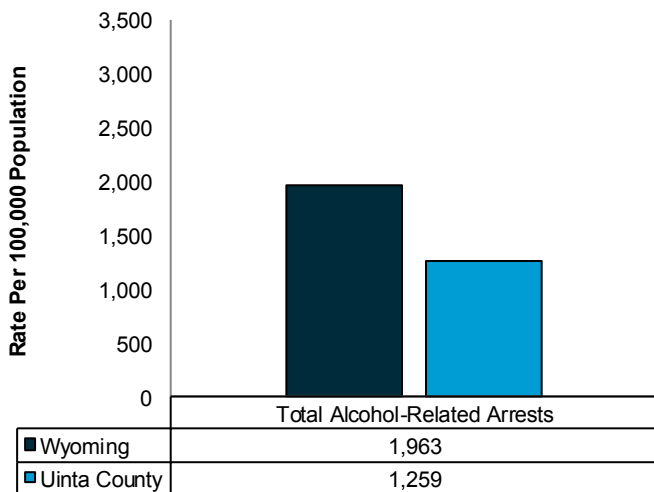
Definition: The rate 100,000 population for arrests due to Driving Under the Influence (i.e., driving or operating any vehicle or common carrier while drunk or under the influence of liquor or narcotics).



Data Source: Department of Criminal Investigation, 2009-2013

TOTAL ALCOHOL-RELATED ARRESTS

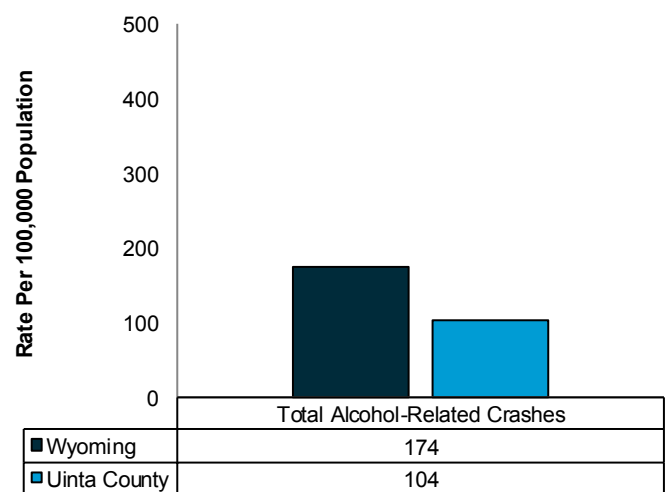
Definition: The combined rate per 100,000 population for arrests due to drunkenness or intoxication, driving under the influence, or liquor law violations for adults and youth.



Data Source: Department of Criminal Investigation, 2009-2013

ALCOHOL-RELATED FATAL, INJURY, AND PROPERTY CRASHES

Definition: The rate per 100,000 population of alcohol-related vehicular crashes that resulted in fatalities, injuries or property damage (where Blood Alcohol Content by volume is > than .01).



Data Source: Wyoming Department of Transportation, 2009-2013

†For more information about Wyoming data at the county level, please refer to WYSAC Technical Report CHES-1427.

‡For more information about Wyoming data at the state level, please refer to WYSAC Technical Report CHES-1426.

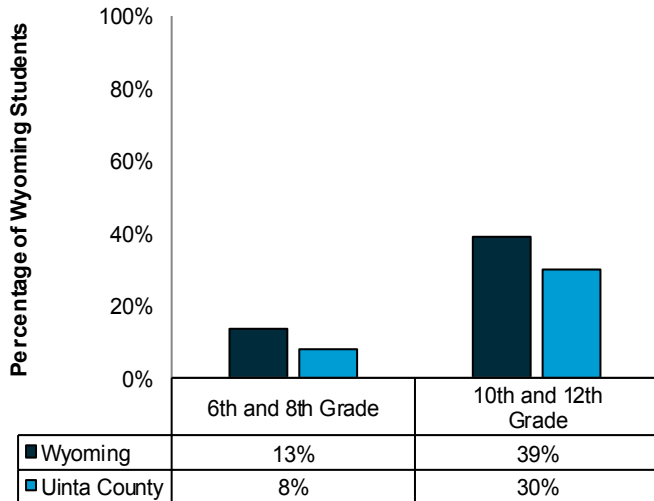


UINTA COUNTY ALCOHOL FACT SHEET

WYOMING STATE EPIDEMIOLOGICAL OUTCOMES WORKGROUP

30-DAY ALCOHOL USE (YOUTH)

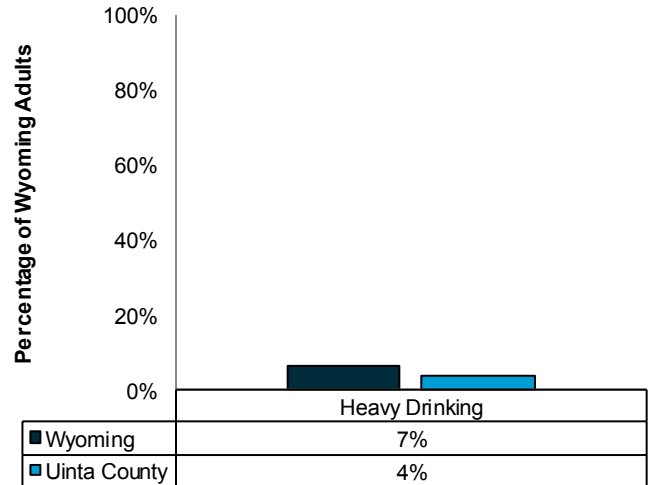
Definition: The percentage of Wyoming students that reported having at least one drink of alcohol one or more times in the past 30 days.



Data Source: Prevention Needs Assessment, 2008-2012

HEAVY DRINKING (ADULTS)

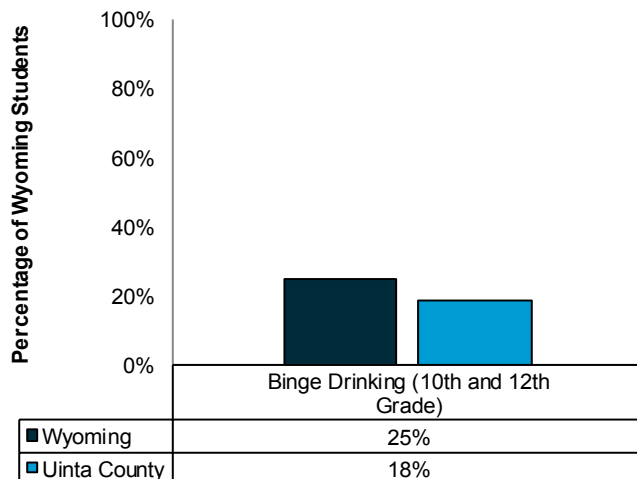
Definition: The percentage of Wyoming men reporting drinking more than 60 drinks of alcohol in the past 30 days, or women reporting drinking more than 30 drinks of alcohol in the past 30 days.



Data Source: Behavioral Risk Factor Surveillance System, 2007-2011

BINGE DRINKING (YOUTH)

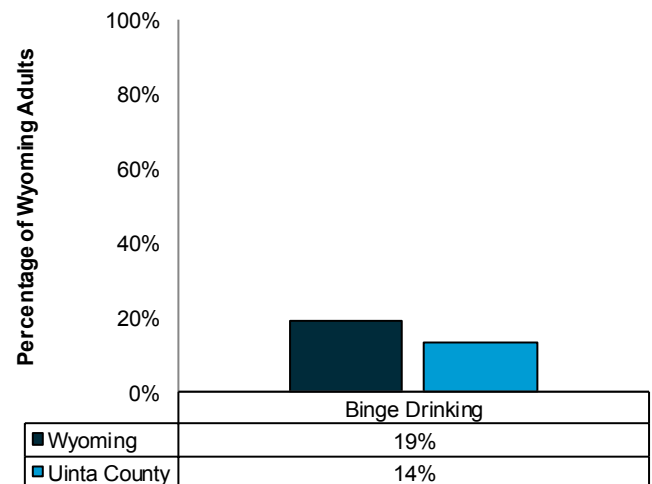
Definition: The percentage of Wyoming 10th and 12th grade students reporting having consumed 5 or more drinks in one sitting in the past two weeks.



Data Source: Prevention Needs Assessment, 2008-2012

BINGE DRINKING (ADULTS)

Definition: The percentage of Wyoming adults reporting having 5 or more drinks on an occasion at least one time in the past month.



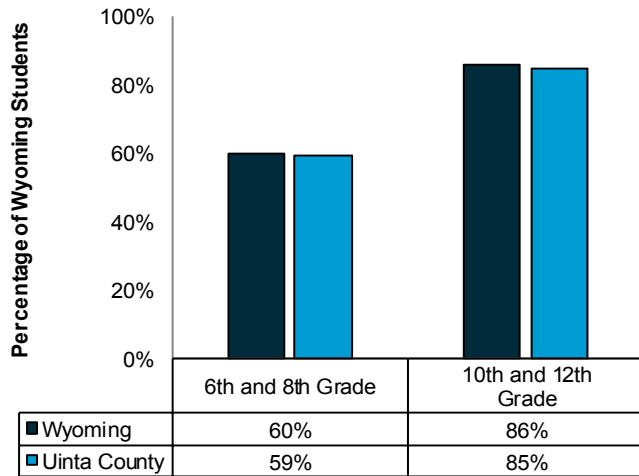
Data Source: Behavioral Risk Factor Surveillance System, 2007-2011

UINTA COUNTY ALCOHOL FACT SHEET

WYOMING STATE EPIDEMIOLOGICAL OUTCOMES WORKGROUP

SOCIAL NORMS: 30-DAY ALCOHOL USE

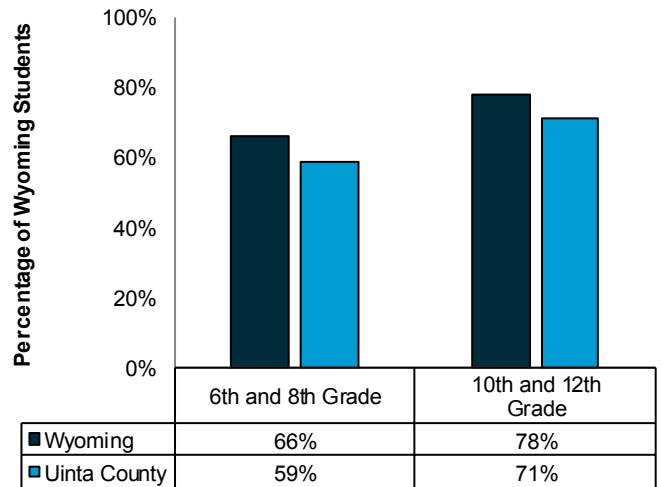
Definition: The percentage of Wyoming students who thought that most students in their school drank at least once in the past 30 days.



Data Source: Prevention Needs Assessment, 2008-2012

COMMUNITY EVENTS WHERE ADULTS WERE DRINKING

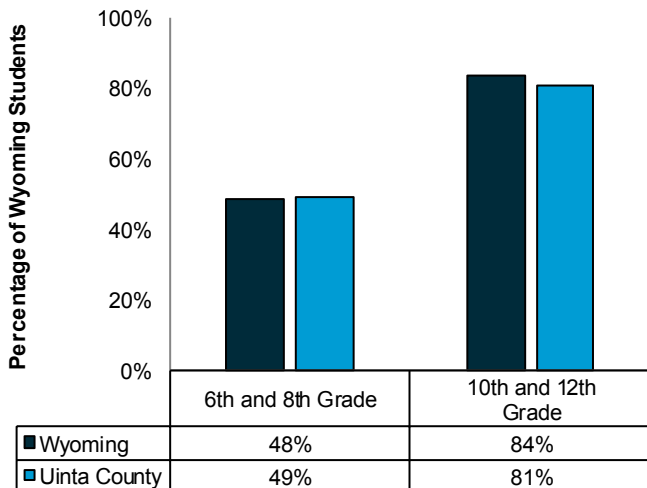
Definition: The percentage of Wyoming students reporting having attended community events where adults were drinking sometime during the past year.



Data Source: Prevention Needs Assessment, 2008-2012

SOCIAL NORMS: BINGE DRINKING

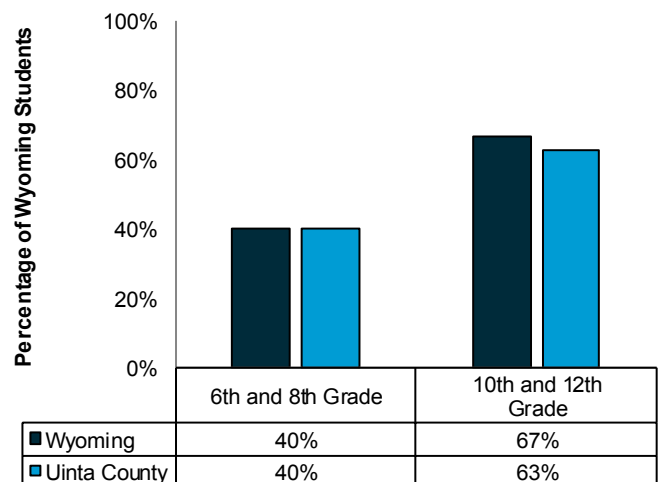
Definition: The percentage of Wyoming students who believe that most students have binge drank on one or more occasions during the past two weeks.



Data Source: Prevention Needs Assessment, 2008-2012

COMMUNITY EVENTS WHERE ADULTS WERE INTOXICATED

Definition: The percentage of Wyoming students reporting having attended community events where adults were intoxicated sometime during the past year.



Data Source: Prevention Needs Assessment, 2008-2012