



# SUBLETTE COUNTY ALCOHOL FACT SHEET

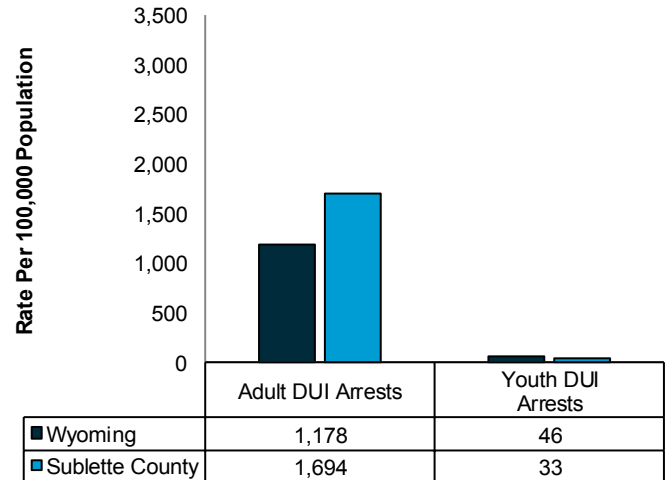
WYOMING STATE EPIDEMIOLOGICAL OUTCOMES WORKGROUP

## COUNTY AND STATE HIGHLIGHTS

- For 2007 to 2009 combined-year average, Sublette County ranked highest for the percentage of adults who reported binge drinking at least once during the past month (24% vs. a statewide average of 19%).
- For 2009 to 2013 combined-year average, Sublette County adults ranked second highest in DUI arrests.
- Statewide, in 2013, compared to the national average, Wyoming youth were approximately 5 times more likely to be arrested for a liquor law violation (484 vs. 85, per 100,000 persons, respectively).

## DUI ARRESTS (YOUTH AND ADULT)

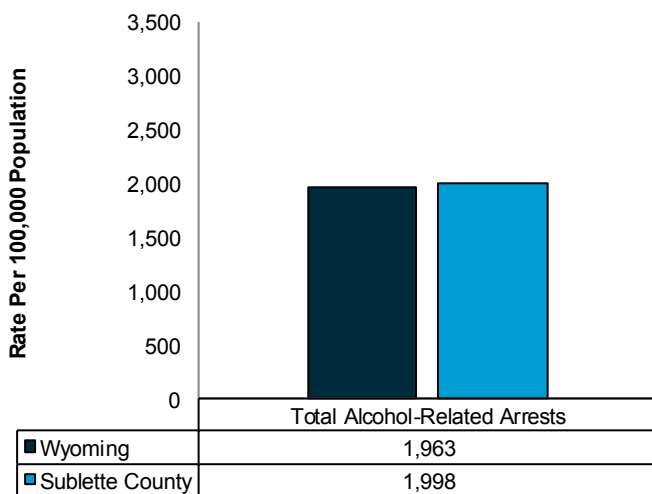
**Definition:** The rate 100,000 population for arrests due to Driving Under the Influence (i.e., driving or operating any vehicle or common carrier while drunk or under the influence of liquor or narcotics).



Data Source: Department of Criminal Investigation, 2009-2013

## TOTAL ALCOHOL-RELATED ARRESTS

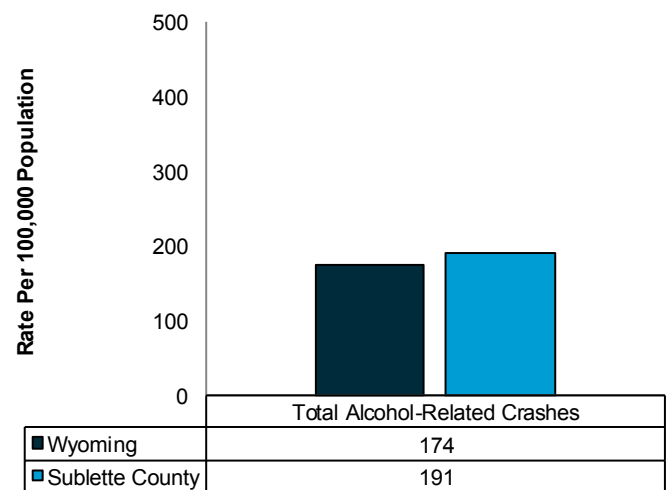
**Definition:** The combined rate per 100,000 population for arrests due to drunkenness or intoxication, driving under the influence, or liquor law violations for adults and youth.



Data Source: Department of Criminal Investigation, 2009-2013

## ALCOHOL-RELATED FATAL, INJURY, AND PROPERTY CRASHES

**Definition:** The rate per 100,000 population of alcohol-related vehicular crashes that resulted in fatalities, injuries or property damage (where Blood Alcohol Content by volume is > than .01).



Data Source: Wyoming Department of Transportation, 2009-2013

†For more information about Wyoming data at the county level, please refer to WYSAC Technical Report CHES-1427.

‡For more information about Wyoming data at the state level, please refer to WYSAC Technical Report CHES-1426.

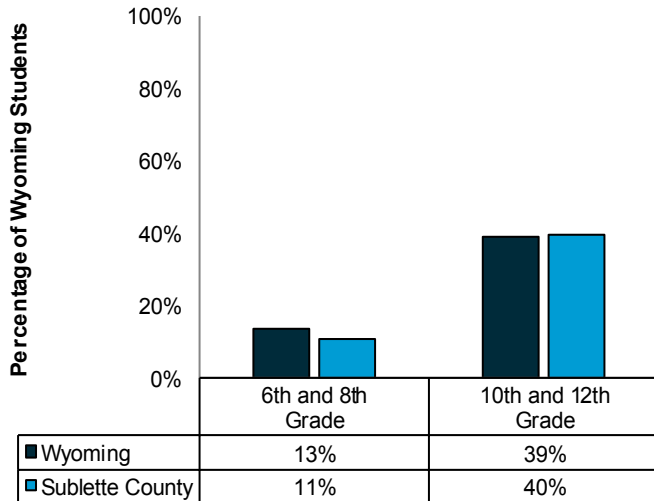


# SUBLETTE COUNTY ALCOHOL FACT SHEET

WYOMING STATE EPIDEMIOLOGICAL OUTCOMES WORKGROUP

## 30-DAY ALCOHOL USE (YOUTH)

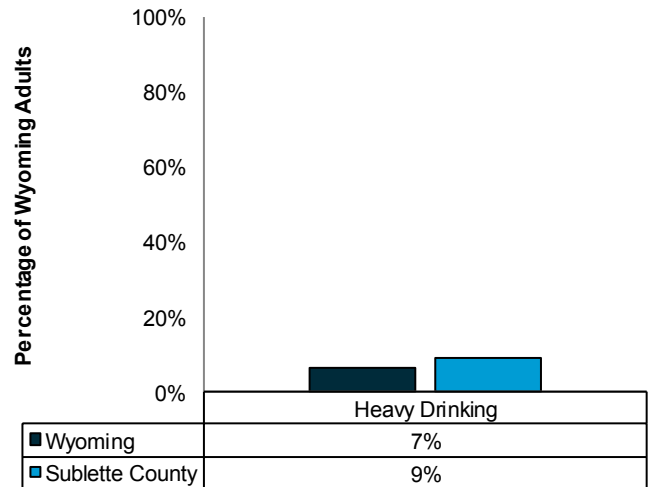
**Definition:** The percentage of Wyoming students that reported having at least one drink of alcohol one or more times in the past 30 days.



Data Source: Prevention Needs Assessment, 2008-2012

## HEAVY DRINKING (ADULTS)

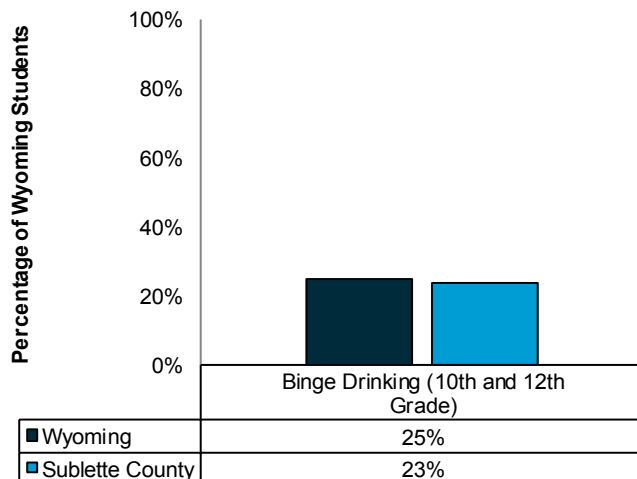
**Definition:** The percentage of Wyoming men reporting drinking more than 60 drinks of alcohol in the past 30 days, or women reporting drinking more than 30 drinks of alcohol in the past 30 days.



Data Source: Behavioral Risk Factor Surveillance System, 2007-2011

## BINGE DRINKING (YOUTH)

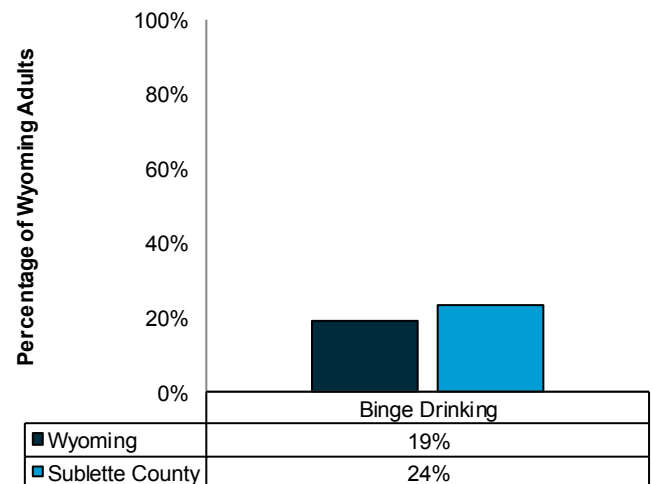
**Definition:** The percentage of Wyoming 10th and 12th grade students reporting having consumed 5 or more drinks in one sitting in the past two weeks.



Data Source: Prevention Needs Assessment, 2008-2012

## BINGE DRINKING (ADULTS)

**Definition:** The percentage of Wyoming adults reporting having 5 or more drinks on an occasion at least one time in the past month.



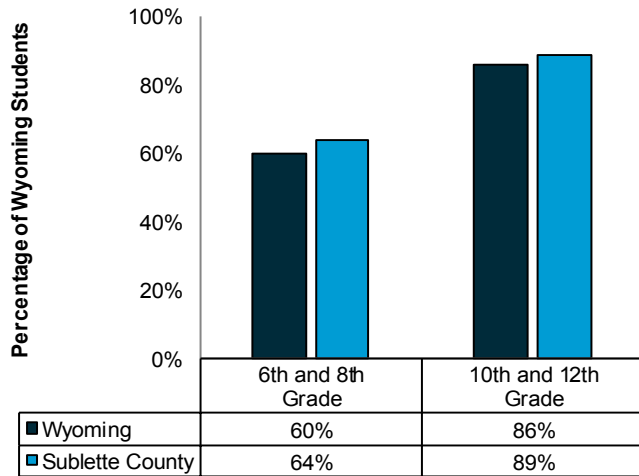
Data Source: Behavioral Risk Factor Surveillance System, 2007-2011

# SUBLETTE COUNTY ALCOHOL FACT SHEET

WYOMING STATE EPIDEMIOLOGICAL OUTCOMES WORKGROUP

## SOCIAL NORMS: 30-DAY ALCOHOL USE

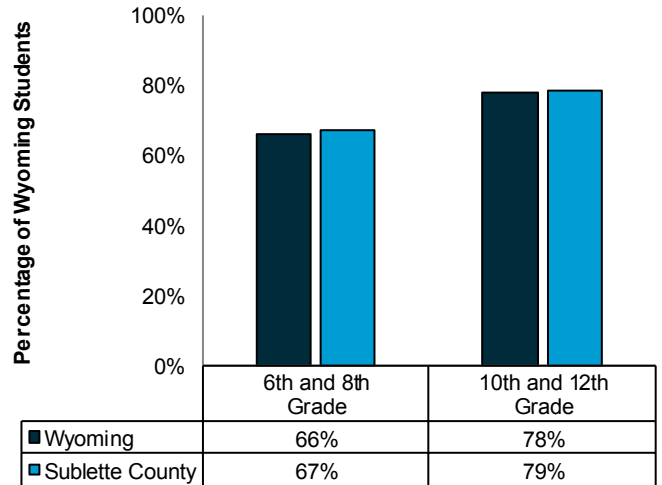
**Definition:** The percentage of Wyoming students who thought that most students in their school drank at least once in the past 30 days.



Data Source: Prevention Needs Assessment, 2008-2012

## COMMUNITY EVENTS WHERE ADULTS WERE DRINKING

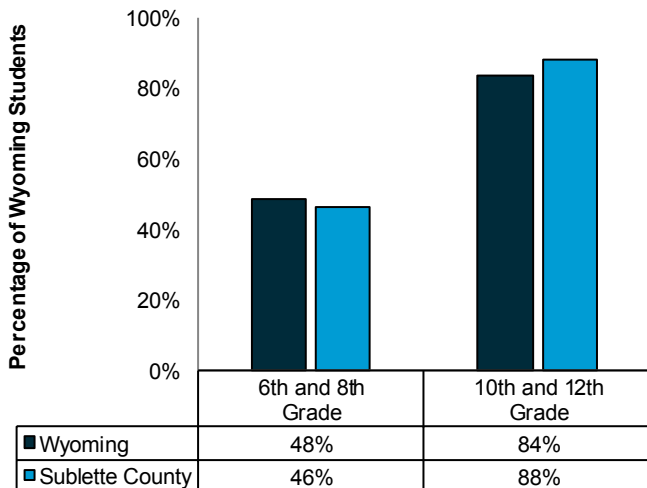
**Definition:** The percentage of Wyoming students reporting having attended community events where adults were drinking sometime during the past year.



Data Source: Prevention Needs Assessment, 2008-2012

## SOCIAL NORMS: BINGE DRINKING

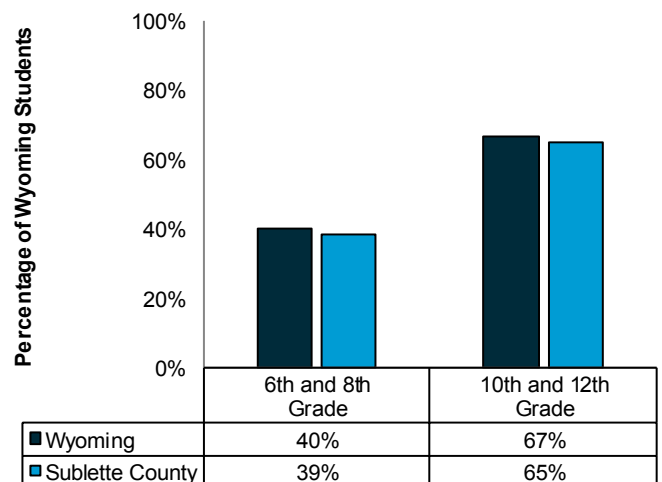
**Definition:** The percentage of Wyoming students who believe that most students have binge drank on one or more occasions during the past two weeks.



Data Source: Prevention Needs Assessment, 2008-2012

## COMMUNITY EVENTS WHERE ADULTS WERE INTOXICATED

**Definition:** The percentage of Wyoming students reporting having attended community events where adults were intoxicated sometime during the past year.



Data Source: Prevention Needs Assessment, 2008-2012