

Clicking the site meeting link will either say

or

Language: English

Microsoft
Lync 2010

Microsoft ® Silverlight 4.0 at least is required
We rely on Silverlight to provide your meeting experience.

[Download and install Microsoft Silverlight](#)

Alternatives for joining the meeting:

[Download and install Lync Attendee](#)
Lync Attendee provides integrated audio and video for your meeting.

[Use Communicator](#)
If you already have Microsoft Office Communicator 2007 R2 or earlier installed, you can join the meeting with reduced collaboration functionality.

[Online Help](#)

For the best experience, use a [supported web browser](#).

 Office
© 2010 Microsoft Corporation. All rights reserved.

Language: English

Microsoft
Lync 2010

[Join the meeting using your web browser](#)

Alternatives for joining the meeting:

[Download and install Lync Attendee](#)
Lync Attendee provides integrated audio and video for your meeting.

[Use Communicator](#)
If you already have Microsoft Office Communicator 2007 R2 or earlier installed, you can join the meeting with reduced collaboration functionality.

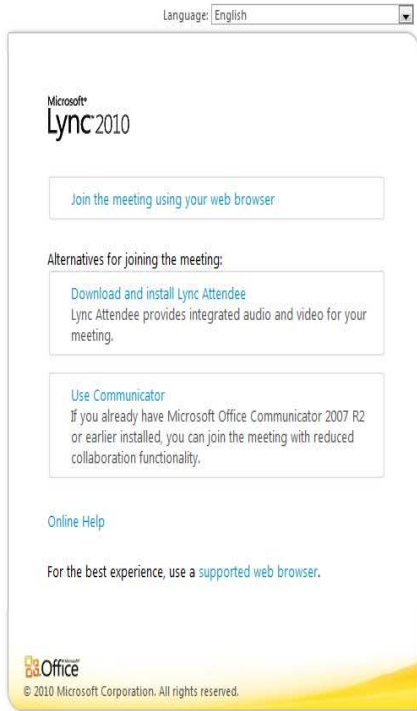
[Online Help](#)

For the best experience, use a [supported web browser](#).

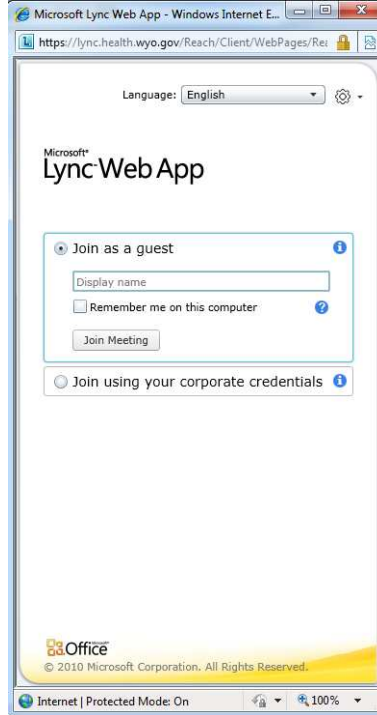
 Office
© 2010 Microsoft Corporation. All rights reserved.

If it says Join the meeting using your web Browser then Click the “Join the meeting using your web browser” and it should go through the next few screens.

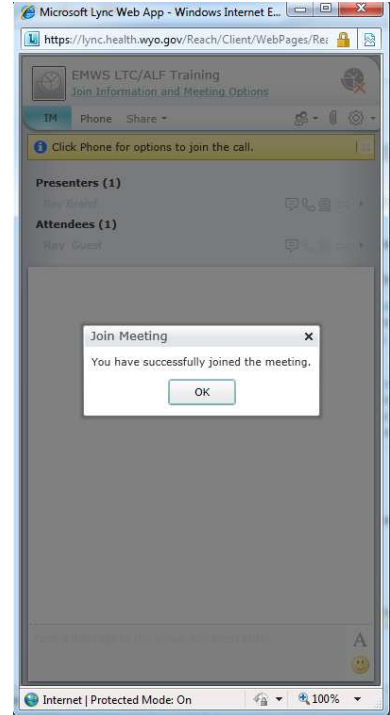
First Screen



Second Screen (click Join as guest and enter name)



Final Screen (click Ok)

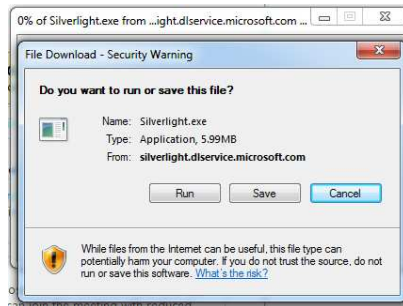


If your browser says at Least Microsoft Silver Light 4.0 at least is required (click there and it will step you though installing SilverLight.

Step 1. (click down load and install SilverLight)

Step 2. (click Run)

Step 3. (click run)

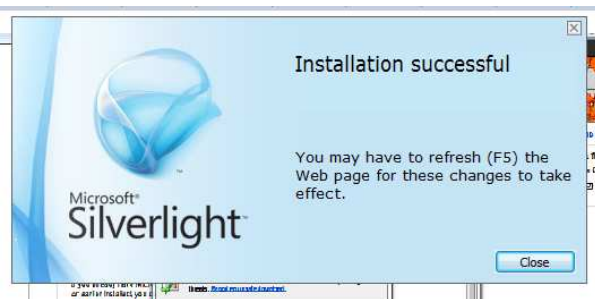


Step 4(Click Install Now)

Step 5 (Selecting Enable Microsoft Update is optional, but then click next.)



Step 6. (click Close)



Now follow the screens above about joining with your web browser.